



Daily Report for Ownership Changes

14th of March 2024 Session

									14-Mar			
Company	Qatari				GCC				Foreigners			
	Daily Chg.	Last 5 Sessions Chg.	Last 10 Sessions Chg.	Last 20 Sessions Chg.	Daily Chg.	Last 5 Sessions Chg.	Last 10 Sessions Chg.	Last 20 Sessions Chg.	Daily Chg.	Last 5 Sessions Chg.	Last 10 Sessions Chg.	Last 20 Sessions Chg.
QNBK	-675,459	-647,514	-1,909,911	-5,219,942	390	-13,166	149,655	74,343	675,069	660,680	1,760,256	5,145,599
QIBK	12,737	37,940	389,220	-1,764,591	0	3,500	74,761	-79,031	-12,737	-41,440	-463,981	1,843,622
CBQK	718,041	132,097	-628,090	-5,854,138	0	-12,000	98,000	62,898	-718,041	-120,097	530,090	5,791,240
DHBK	-3,000,993	-5,677,599	-6,339,691	-1,821,689	160,000	315,016	356,909	217,448	2,840,993	5,362,583	5,982,782	1,604,241
ABQK	0	-9,110	-14,887	-20,002	0	0	0	0	0	9,110	14,887	20,002
QIKK	-46,317	-377,022	548,415	467,933	0	0	-16,440	-51,990	46,317	377,022	-531,975	-415,943
MARK	-7,173,349	909,405	675,388	8,792,420	60,320	112,707	79,404	-97,820	7,113,029	-1,022,112	-754,792	-8,694,600
DUBK	1,314,217	744,733	-7,244,923	-14,383,835	1,058	58,736	60,492	57,354	-1,315,275	-803,469	7,184,431	14,326,481
QFBQ	-43,939	-925,144	-3,489,437	-5,527,653	0	-319	0	-338,246	43,939	925,463	3,489,437	5,865,899
NLCS	2,386,887	2,750,739	2,535,324	182,798	-55,197	-10,943	-130,142	233,921	-2,331,690	-2,739,796	-2,405,182	-416,719
DBIS	-211,756	-334,264	-111,421	-185,974	0	0	-55,930	-35,512	211,756	334,264	167,351	221,486
QOIS	-148,390	-651,931	-679,568	-1,585,455	0	24,404	-6,639	-6,577	148,390	627,527	686,207	1,592,032
IHGS	177,465	101,264	-231,148	-150,353	0	0	0	-4,080	-177,465	-101,264	231,148	154,433
ZHCD	-5,064	-12,998	-5,014	-16,952	0	0	0	0	5,064	12,998	5,014	16,952
QGMD	-331,743	-728,920	-1,126,374	-1,124,693	34,615	-18,046	491,711	782,780	297,128	746,966	634,663	341,913
SIIS	-85,320	1,253,126	2,427,149	1,152,208	100,000	-48,467	150,606	-1,985,969	-14,680	-1,204,659	-2,577,755	833,761
BLDN	628,249	-4,164,667	-4,479,964	-7,177,480	0	17,209	13,653	-61,167	-628,249	4,147,458	4,466,311	7,238,647
MCGS	-285,797	-1,158,975	-1,342,843	-2,254,192	1,000	1,000	1,000	0	284,797	1,157,975	1,341,843	2,254,192
QCFS	0	473	473	473	0	0	0	0	0	-473	-473	-473
QFLS	-592,613	-782,402	146,600	265,634	-167,076	-167,076	-331,500	-341,713	759,689	949,478	184,900	76,079
WDAM	-204,951	-1,184,472	-1,817,553	-3,664,816	30,000	31,000	119,044	167,476	174,951	1,153,472	1,698,509	3,497,340
MCCS	-116,967	-134,322	71,383	-708,162	-3,070	-10,596	-10,596	14,554	120,037	144,918	-60,787	693,608
MERS	115,403	91,752	170,562	152,069	3,078	3,078	3,578	2,168	-118,481	-94,830	-174,140	-154,237
MEZA	-98,005	-3,729,045	-4,762,753	-3,758,606	-7,863	-7,132	-8,292	-9,473	105,868	3,736,177	4,771,045	3,768,079
QIMD	-27,348	-20,038	-299,241	-389,688	0	0	-123,000	-311,342	27,348	20,038	422,241	701,030

									14-Mar			
Company	Qatari				GCC				Foreigners			
	Daily Chg.	Last 5 Sessions Chg.	Last 10 Sessions Chg.	Last 20 Sessions Chg.	Daily Chg.	Last 5 Sessions Chg.	Last 10 Sessions Chg.	Last 20 Sessions Chg.	Daily Chg.	Last 5 Sessions Chg.	Last 10 Sessions Chg.	Last 20 Sessions Chg.
QNCD	24,978	-406,386	-615,507	-1,052,051	0	1,510	29,444	-274,256	-24,978	404,876	586,063	1,326,307
IQCD	31,931	2,342,422	3,371,983	6,108,116	4,015	73,625	8,638	369,964	-35,946	-2,416,047	-3,380,621	-6,478,080
QIGD	481,490	1,271,611	301,180	680,717	-50,000	-13,230	-85,000	-98,867	-431,490	-1,258,381	-216,180	-581,850
QEWS	-643,098	-1,469,576	-182,272	376,537	0	50,240	51,240	77,550	643,098	1,419,336	131,032	-454,087
AHCS	-393,672	-458,749	-1,999,877	-6,383,720	0	0	-36,239	166,293	393,672	458,749	2,036,116	6,217,427
GISS	1,092,969	1,934,182	3,333,626	2,349,000	-1,000	-21,000	-20,500	-331,302	-1,091,969	-1,913,182	-3,313,126	-2,017,698
MPHC	-11,220,969	-19,337,075	-41,956,944	-46,754,090	-100,000	-423,497	-604,483	-846,359	11,320,969	19,760,572	42,561,427	47,600,449
IGRD	459,040	-526,887	142,236	-2,193,539	0	2,372	2,372	252,372	-459,040	524,515	-144,608	1,941,167
QAMC	2,046,630	-487,043	2,402,873	-30,806	-30,000	290,000	294,650	108,505	-2,016,630	197,043	-2,697,523	-77,699
QATI	-61,346	-181,144	-65,762	1,798,611	30,041	34,500	-467,331	-465,500	31,305	146,644	533,093	-1,333,111
DOHI	-16,443	-7,542	40,592	-219,707	20,845	20,845	20,845	61,268	-4,402	-13,303	-61,437	158,439
QGRI	0	55,709	161,809	132,547	0	2,375	7,668	-17,678	0	-58,084	-169,477	-114,869
AKHI	32,966	-471,996	-534,198	-693,781	0	22,613	37,024	-30,674	-32,966	449,383	497,174	724,455
QISI	-3,613	-99,632	-210,617	-279,603	0	5,000	35,000	40,000	3,613	94,632	175,617	239,603
BEMA	0	10,229	-25,111	-29,871	0	-26,284	0	0	0	16,055	25,111	29,871
QLMI	0	-245,385	316,877	633,268	0	0	0	0	0	245,385	-316,877	-633,268
UDCD	-526,000	-9,448,181	-10,666,215	-13,497,010	0	11,870	-21,130	11,870	526,000	9,436,311	10,687,345	13,485,140
BRES	-1,927,968	-3,629,684	-3,774,703	-7,487,943	0	-119,729	-106,362	-150,619	1,927,968	3,749,413	3,881,065	7,638,562
ERES	2,128,172	4,036,586	5,578,570	4,834,229	0	-45,000	-16,500	508,726	-2,128,172	-3,991,586	-5,562,070	-5,342,955
MRDS	-1,747,160	-88,691	3,793,130	5,957,116	24,783	24,783	21,784	-374,702	1,722,377	63,908	-3,814,914	-5,582,414
ORDS	-676,921	-3,427,692	-3,311,869	-1,876,860	0	600	600	-335,241	676,921	3,427,092	3,311,269	2,212,101
VFQS	-1,190,013	-3,477,917	-3,403,390	-1,014,322	0	-30,000	-20,000	322,606	1,190,013	3,507,917	3,423,390	691,716
QNNS	-690,381	-849,990	-859,216	-1,466,389	-500	-500	-33,050	-457,550	690,881	850,490	892,266	1,923,939
GWCS	77,314	805,330	598,065	-1,615,953	0	0	0	-7,762	-77,314	-805,330	-598,065	1,623,715
QGTS	-1,333,338	1,074,944	4,255,903	254,897	-80,646	-382,802	-459,730	-954,527	1,413,984	-692,142	-3,796,173	699,630

Insider Trading for the Last Week

Company	Bought	Sold	Net
UDCD	6,193,565	0	6,193,565
MARK	1,315,583	0	1,315,583
VFQS	1,501,093	390,116	1,110,977
DUBK	208,667	0	208,667
CBQK	150,000	36,726	113,274
AKHI	50,000	0	50,000
IQCD	1,035	0	1,035
MPHC	1	0	1
IQCD	0	0	0
QNB	10,000	20,000	-10,000
MHAR	0	10,000	-10,000
QEWS	0	13,329	-13,329
QNCD	61,000	112,800	-51,800
GISS	0	500,000	-500,000
BRES	0	717,000	-717,000

Trading values by nationality for the last Week

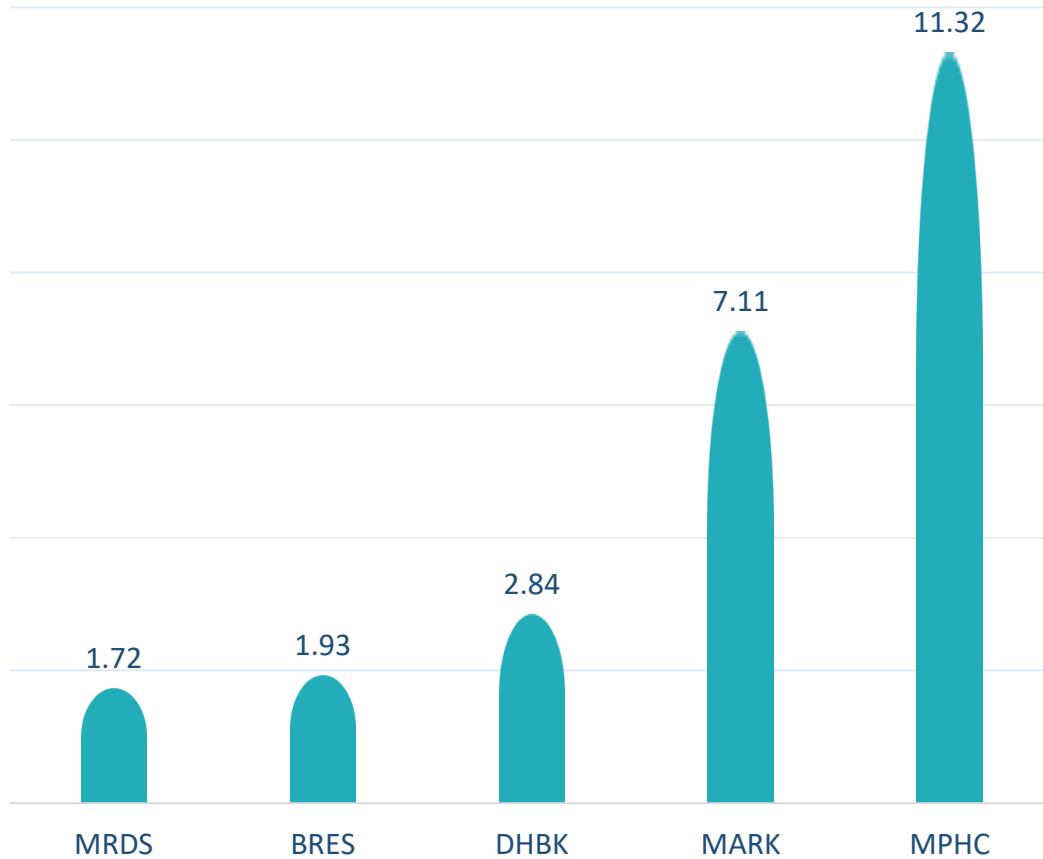
Nationality	Purchasing Value	Selling Value	Difference
Qataris	1,360.50	1,507.42	-146.92
GCC	83.66	89.74	-6.08
Arab	179.14	187.15	-8.01
Foreigners	1,178.29	1,017.28	161.01
Total	2,801.59	2,801.59	0.00

In million QAR

Trading by nationality for the last Week

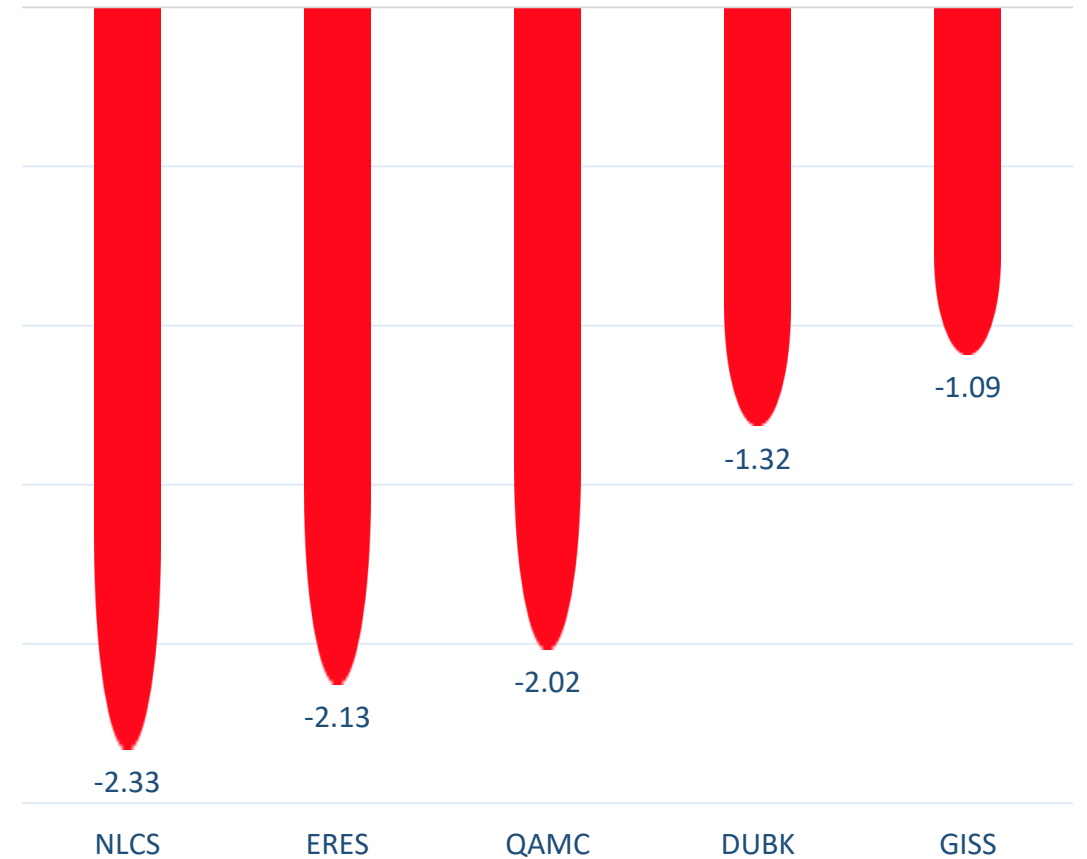
Nationality	Buy %	Sell %	Net
Qataris	48.56%	53.81%	-5.24%
GCC	2.99%	3.20%	-0.22%
Arab	6.39%	6.68%	-0.29%
Foreigners	24.58%	21.95%	5.75%

Top 5 Companies bought (net) by **Foreigners** in the last session



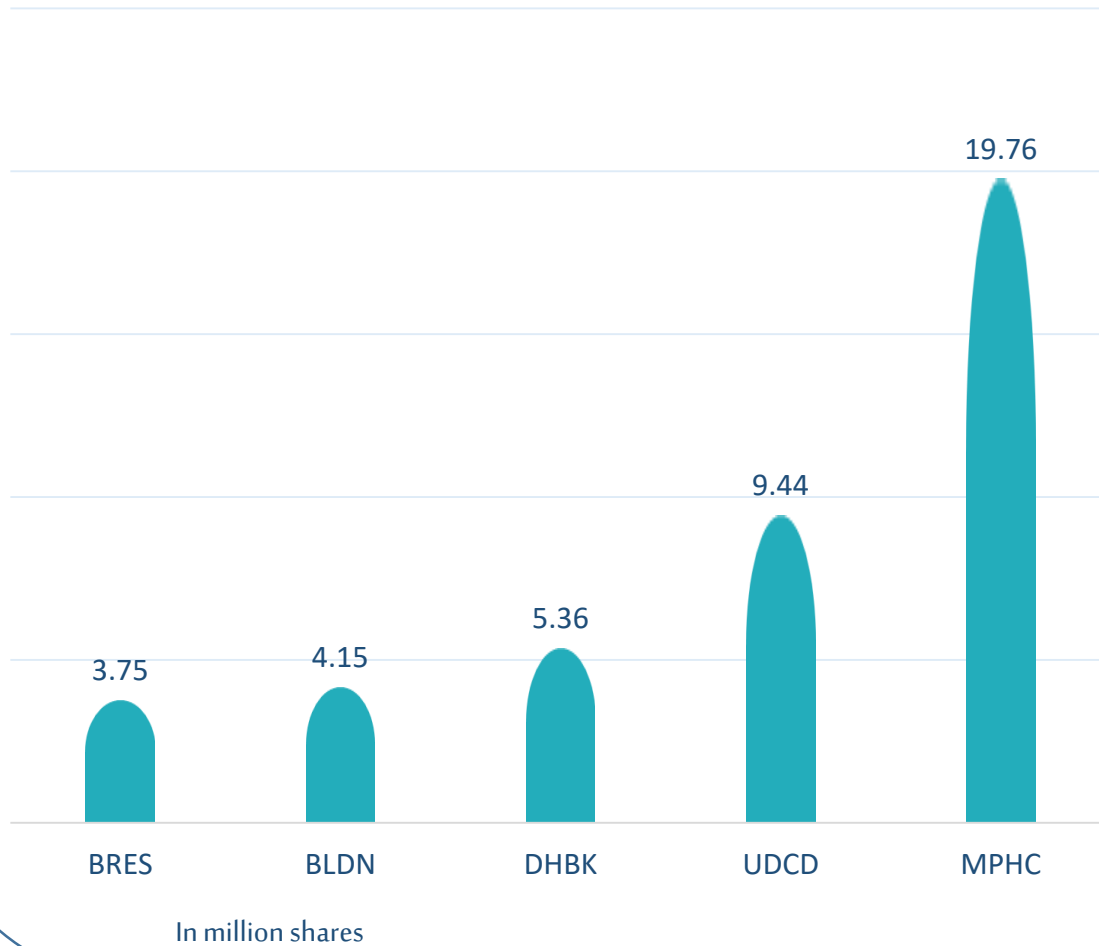
In million shares

Top 5 Companies sold (net) by **Foreigners** in the last session

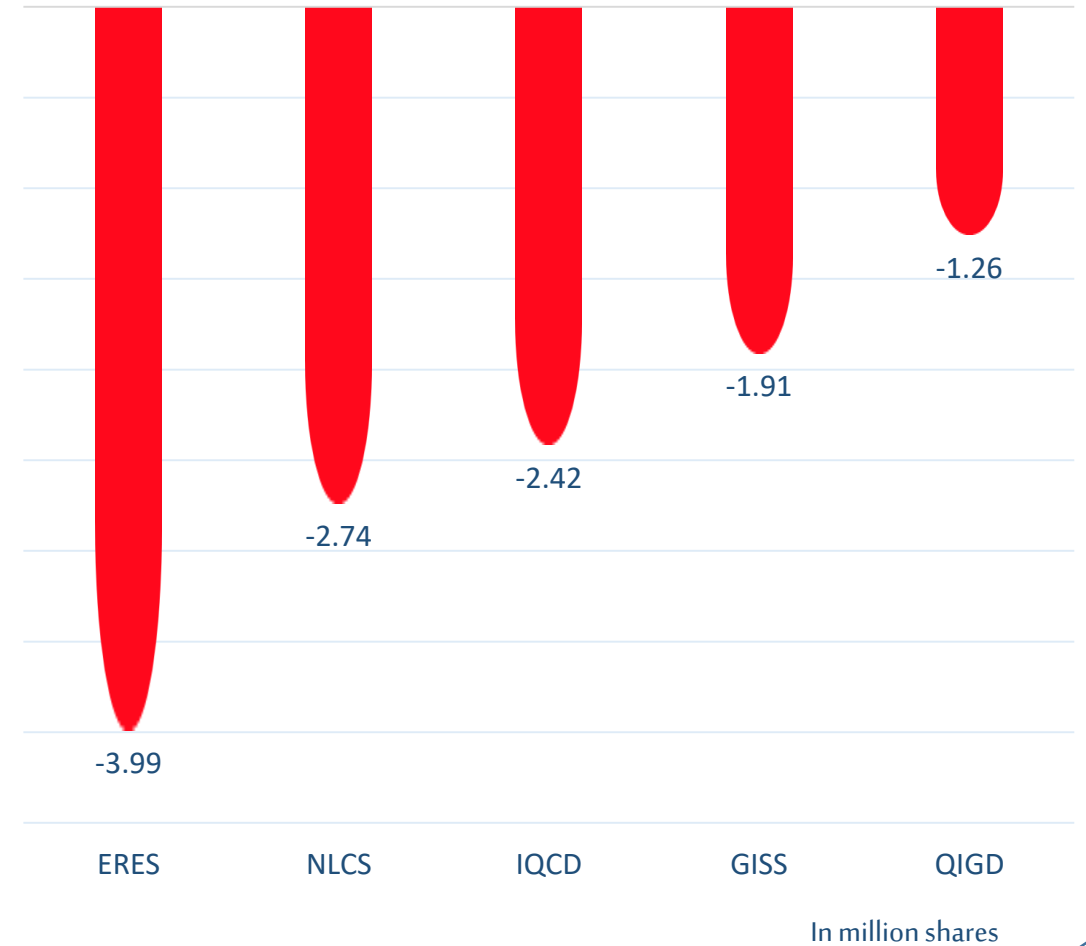


In million shares

Top 5 Companies bought (net) by **Foreigners** over the last 5 Sessions



Top 5 Companies sold (net) by **Foreigners** over the last 5 Sessions





The figures represent a change in the number of shares.

Daily Change: The net change between 14th and 13th of March trading sessions

Change for the last 5 sessions: The total daily net change for the last 5 sessions.

Change for the last 10 sessions: The total daily net change for the last 10 sessions.

Change for the last 20 sessions: The total daily net change for the last 20 sessions.

DISCLAIMER:

The information contained was obtained from various public sources believed to be reliable, but we do not guarantee its accuracy. Wasata Financial Securities makes no representations or warranties (express or implied) regarding the data and information provided and Wasata Financial Securities does not represent that the information content of this document is complete, or free from any error, not misleading, or fit for any particular purpose. This report document provides general information only. Neither the information nor any opinion expressed constitutes an offer or an invitation to make an offer, to buy or sell any securities or other investment products related to such securities or investments.

This report document contained is subject to change without prior notice. Wasata assumes no responsibility to update the information in this report document.



Prepared by Financial Advisory Department


وساطة
WASATA
للأوراق المالية
FINANCIAL SECURITIES

+974 44498880

ramzi.qasmieh@Wasata.qa