



Daily Report for Ownership Changes

17th of March 2024 Session

									17-Mar			
Company	Qatari				GCC				Foreigners			
	Daily Chg.	Last 5 Sessions Chg.	Last 10 Sessions Chg.	Last 20 Sessions Chg.	Daily Chg.	Last 5 Sessions Chg.	Last 10 Sessions Chg.	Last 20 Sessions Chg.	Daily Chg.	Last 5 Sessions Chg.	Last 10 Sessions Chg.	Last 20 Sessions Chg.
QNBK	1,178,949	894,996	1,097,374	-3,229,057	0	-11,511	148,955	74,343	-1,178,949	-883,485	-1,246,329	3,154,714
QIBK	15,290	-29,678	969,091	-1,855,399	0	3,500	74,276	-83,531	-15,290	26,178	-1,043,367	1,938,930
CBQK	713,230	1,146,555	-470,473	-5,472,291	20,000	8,000	114,012	72,898	-733,230	-1,154,555	356,461	5,399,393
DHBK	-4,127,518	-8,366,815	-10,252,900	-6,031,598	805,788	1,066,102	1,162,697	1,023,236	3,321,730	7,300,713	9,090,203	5,008,362
ABQK	0	790	-12,152	-22,116	0	0	0	0	0	-790	12,152	22,116
QIIK	3,552	-465,053	565,285	561,324	4,000	4,000	-2,440	-47,990	-7,552	461,053	-562,845	-513,334
MARK	-736,678	-4,061,848	2,282,325	8,766,150	-4,355	-1,131	117,185	-61,689	741,033	4,062,979	-2,399,510	-8,704,461
DUBK	32,958	675,674	-3,433,427	-14,247,547	1,000	62,179	61,492	49,854	-33,958	-737,853	3,371,935	14,197,693
QFBQ	70,319	-921,434	-3,657,671	-6,626,994	0	0	0	-11,117	-70,319	921,434	3,657,671	6,638,111
NLCS	780,140	5,523,186	3,051,913	1,868,968	-42,100	-68,718	-183,451	97,132	-738,040	-5,454,468	-2,868,462	-1,966,100
DBIS	-1,929	-315,219	-398,979	-71,483	0	0	-56,228	-105,799	1,929	315,219	455,207	177,282
QOIS	14,191	-629,518	-718,564	-1,538,782	0	0	-6,639	-6,577	-14,191	629,518	725,203	1,545,359
IHGS	2,454	91,844	-222,179	-206,435	0	0	0	-15,080	-2,454	-91,844	222,179	221,515
ZHCD	-15,606	-24,651	-17,795	-37,721	0	0	0	0	15,606	24,651	17,795	37,721
QGMD	-49,464	-680,595	-948,663	-860,627	0	-57,035	66,060	685,217	49,464	737,630	882,603	175,410
SIIS	-19,260	1,013,829	2,104,355	604,175	10,612	145,974	261,218	-2,375,963	8,648	-1,159,803	-2,365,573	1,771,788
BLDN	-543,376	-3,078,719	-5,653,980	-7,152,187	25,582	42,791	12,235	-35,585	517,794	3,035,928	5,641,745	7,187,772
MCGS	-349,119	-1,035,230	-1,604,275	-2,468,016	0	1,000	1,000	0	349,119	1,034,230	1,603,275	2,468,016
QCFS	0	473	473	473	0	0	0	0	0	-473	-473	-473
QFLS	-28,436	-820,118	-265,547	-61,322	0	-167,076	-186,044	-351,507	28,436	987,194	451,591	412,829
WDAM	-104,164	-1,372,350	-1,988,107	-3,628,218	-6,000	-13,000	128,044	139,315	110,164	1,385,350	1,860,063	3,488,903
MCCS	65,410	-57,254	243,559	-543,693	0	-21,703	-12,967	10,554	-65,410	78,957	-230,592	533,139
MERS	2,738	100,616	171,628	153,107	0	3,078	3,578	2,168	-2,738	-103,694	-175,206	-155,275
MEZA	-228,921	-3,618,137	-4,757,970	-4,082,526	0	-7,132	-8,292	-9,473	228,921	3,625,269	4,766,262	4,091,999
QIMD	24,321	17,285	-211,039	-382,560	0	0	-123,000	-311,342	-24,321	-17,285	334,039	693,902

									17-Mar			
Company	Qatari				GCC				Foreigners			
	Daily Chg.	Last 5 Sessions Chg.	Last 10 Sessions Chg.	Last 20 Sessions Chg.	Daily Chg.	Last 5 Sessions Chg.	Last 10 Sessions Chg.	Last 20 Sessions Chg.	Daily Chg.	Last 5 Sessions Chg.	Last 10 Sessions Chg.	Last 20 Sessions Chg.
QNCD	-48,230	-437,203	-331,538	-914,896	0	1,510	-340	-274,256	48,230	435,693	331,878	1,189,152
IQCD	-19,315	2,059,833	3,766,578	5,570,041	0	23,514	6,629	365,529	19,315	-2,083,347	-3,773,207	-5,935,570
QIGD	221,275	1,241,681	158,844	1,087,628	0	-50,230	-98,000	-32,311	-221,275	-1,191,451	-60,844	-1,055,317
QEWS	-32,715	-1,153,899	-789,020	373,055	0	240	51,240	76,350	32,715	1,153,659	737,780	-449,405
AHCS	960,685	513,780	-168,534	-3,537,607	0	0	-56,239	166,293	-960,685	-513,780	224,773	3,371,314
GISS	599,659	2,190,110	3,278,706	2,821,973	-20,000	-44,000	-43,000	-384,802	-579,659	-2,146,110	-3,235,706	-2,437,171
MPHC	-942,409	-18,157,928	-32,571,630	-45,530,197	501	-405,999	-452,182	-855,858	941,908	18,563,927	33,023,812	46,386,055
IGRD	-248,465	-695,412	-752,356	-2,171,543	173,000	175,372	175,372	425,372	75,465	520,040	576,984	1,746,171
QAMC	-1,630,696	-1,398,385	-6,070	-2,296,724	-250,661	39,339	48,989	44,285	1,881,357	1,359,046	-42,919	2,252,439
QATI	-367,426	-537,399	-274,033	200,255	-34,500	0	-491,831	-500,000	401,926	537,399	765,864	299,745
DOHI	-26,643	-49,185	-6,578	-246,350	10,000	30,845	30,845	62,268	16,643	18,340	-24,267	184,082
QGRI	-900	43,450	166,822	121,647	1,000	2,000	9,668	17,322	-100	-45,450	-176,490	-138,969
AKHI	-91,998	-494,389	-761,963	-803,410	0	-14,411	37,024	42,776	91,998	508,800	724,939	760,634
QISI	-78,975	-159,225	-253,250	-362,941	5,000	10,000	40,000	45,000	73,975	149,225	213,250	317,941
BEMA	1,056	-1,970	-41,798	-28,815	0	0	0	0	-1,056	1,970	41,798	28,815
QLMI	0	30,002	150,369	628,145	18	18	-9,401	18	-18	-30,020	-140,968	-628,163
UDCD	-588,408	-9,635,622	-11,915,314	-14,096,680	0	11,870	11,870	-21,030	588,408	9,623,752	11,903,444	14,117,710
BRES	-1,832,352	-5,574,092	-4,435,818	-9,441,656	0	-101,000	-106,362	-155,619	1,832,352	5,675,092	4,542,180	9,597,275
ERES	924,268	3,961,471	5,795,896	5,653,481	-1,500	-6,500	-45,500	94,094	-922,768	-3,954,971	-5,750,396	-5,747,575
MRDS	765,255	-900,482	4,223,018	4,152,696	132,339	157,122	154,122	-11,760	-897,594	743,360	-4,377,140	-4,140,936
ORDS	-12,419	-2,022,159	-3,290,096	-1,863,021	0	600	600	-335,241	12,419	2,021,559	3,289,496	2,198,262
VFQS	59,442	-4,111,385	-1,852,924	-2,681,316	0	-30,000	-30,000	322,606	-59,442	4,141,385	1,882,924	2,358,710
QNNS	-179,931	-991,571	-998,466	-1,612,935	0	-500	-11,956	-457,550	179,931	992,071	1,010,422	2,070,485
GWCS	-140,356	813,160	429,268	-1,166,949	0	0	0	-7,762	140,356	-813,160	-429,268	1,174,711
QGTS	-1,092,812	158,523	1,284,681	-978,217	0	-382,802	-464,699	-690,478	1,092,812	224,279	-819,982	1,668,695

Trading values by nationality for the last Session

Nationality	Purchasing Value	Selling Value	Difference
Qataris	237.54	243.79	-6.25
GCC	7.48	15.42	-7.94
Arab	30.11	34.32	-4.21
Foreigners	57.05	38.66	18.40
Total	332.19	332.19	0.00

In million QAR

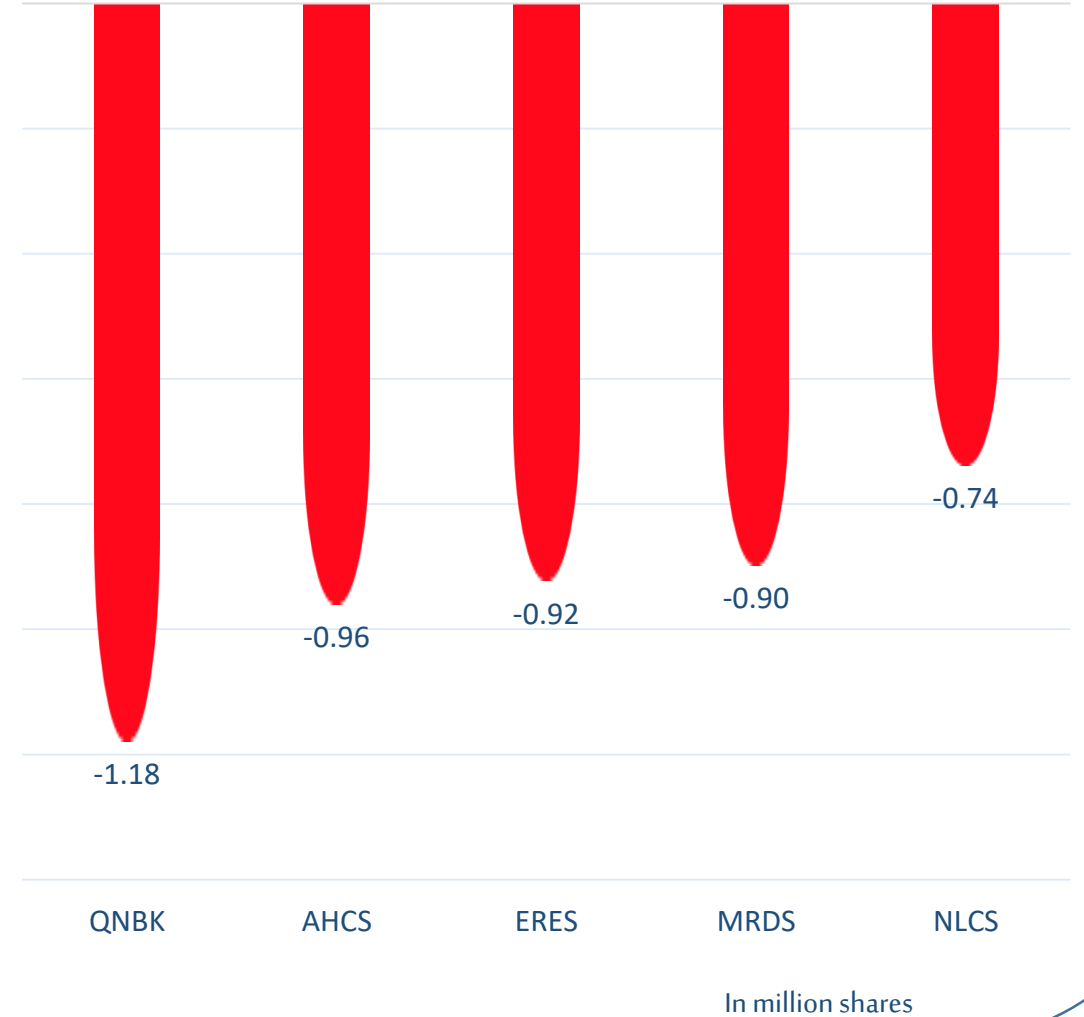
Trading by nationality for the last Session

Nationality	Buy %	Sell %	Net
Qataris	71.51%	73.39%	-1.88%
GCC	2.25%	4.64%	-2.39%
Arab	9.06%	10.33%	-1.27%
Foreigners	24.58%	21.95%	5.54%

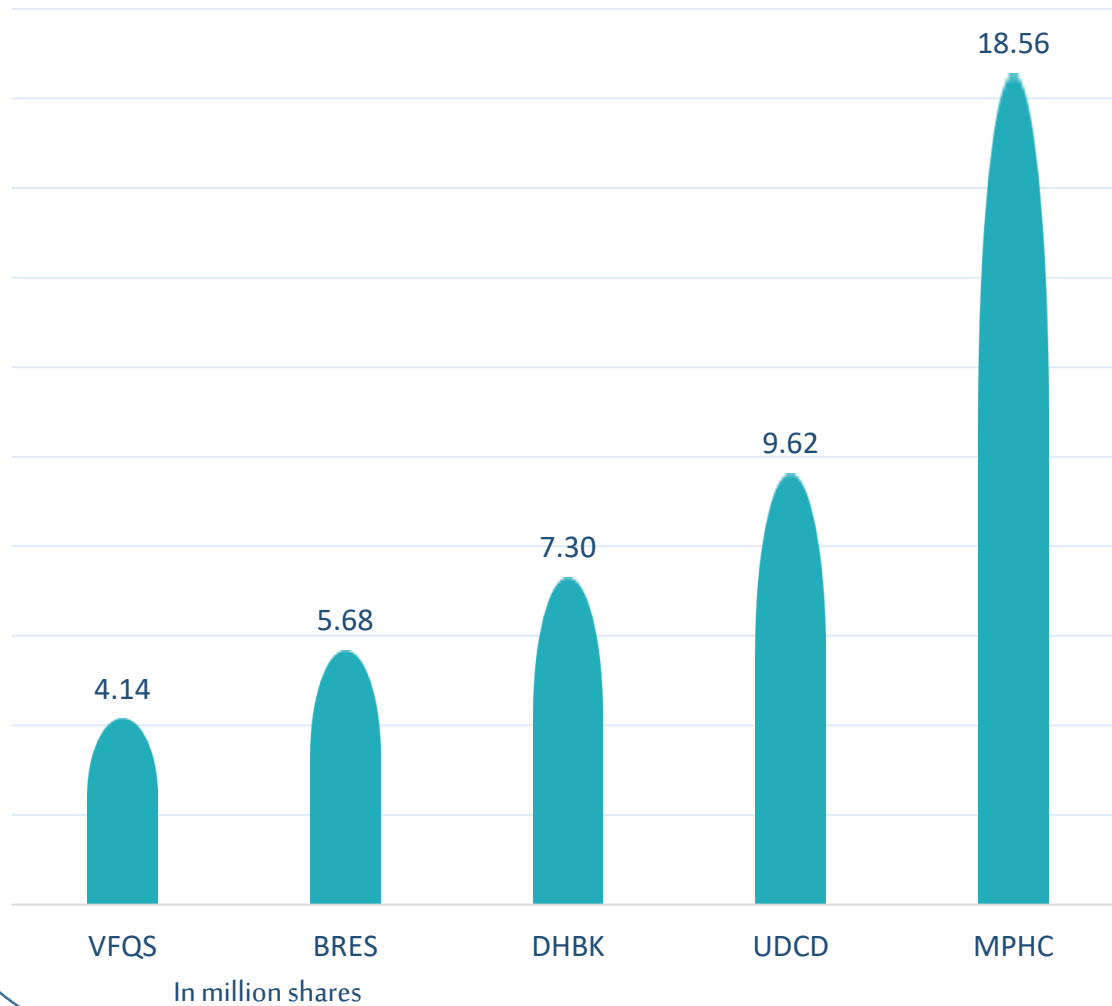
Top 5 Companies bought (net) by **Foreigners** in the last session



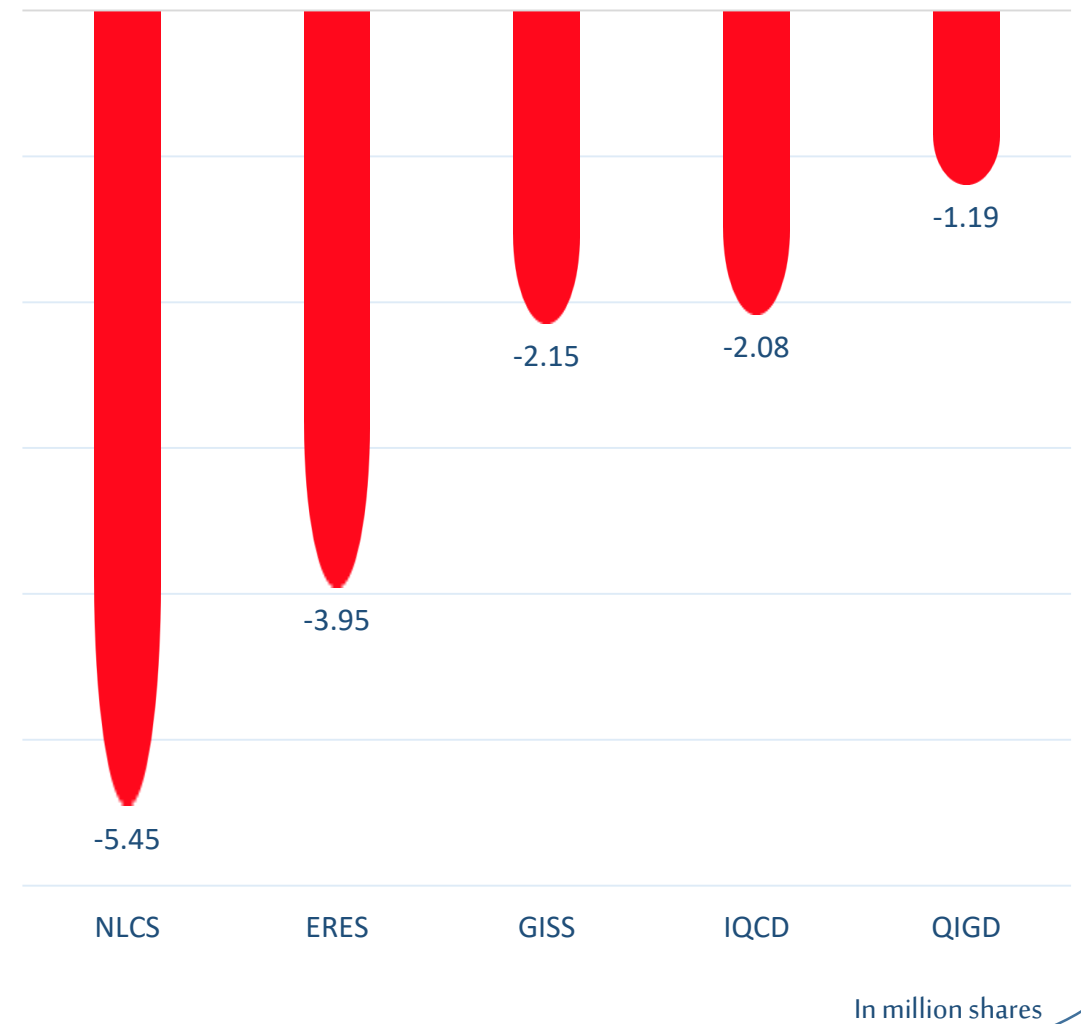
Top 5 Companies sold (net) by **Foreigners** in the last session



Top 5 Companies bought (net) by **Foreigners** over the last 5 Sessions



Top 5 Companies sold (net) by **Foreigners** over the last 5 Sessions





The figures represent a change in the number of shares.

Daily Change: The net change between 17th and 14th of March trading sessions

Change for the last 5 sessions: The total daily net change for the last 5 sessions.

Change for the last 10 sessions: The total daily net change for the last 10 sessions.

Change for the last 20 sessions: The total daily net change for the last 20 sessions.

DISCLAIMER:

The information contained was obtained from various public sources believed to be reliable, but we do not guarantee its accuracy. Wasata Financial Securities makes no representations or warranties (express or implied) regarding the data and information provided and Wasata Financial Securities does not represent that the information content of this document is complete, or free from any error, not misleading, or fit for any particular purpose. This report document provides general information only. Neither the information nor any opinion expressed constitutes an offer or an invitation to make an offer, to buy or sell any securities or other investment products related to such securities or investments.

This report document contained is subject to change without prior notice. Wasata assumes no responsibility to update the information in this report document.



Prepared by Financial Advisory Department


للأوراق المالية
FINANCIAL SECURITIES

+974 44498880

ramzi.qasmieh@Wasata.qa