



Daily Report for Ownership Changes

18th of March 2024 Session

									18-Mar			
Company	Qatari				GCC				Foreigners			
	Daily Chg.	Last 5 Sessions Chg.	Last 10 Sessions Chg.	Last 20 Sessions Chg.	Daily Chg.	Last 5 Sessions Chg.	Last 10 Sessions Chg.	Last 20 Sessions Chg.	Daily Chg.	Last 5 Sessions Chg.	Last 10 Sessions Chg.	Last 20 Sessions Chg.
QNBK	110,685	1,149,464	1,019,837	-3,118,311	0	88,789	148,835	54,890	-110,685	-1,238,253	-1,168,672	3,063,421
QIBK	-215,143	-430,572	680,190	-1,484,799	-146	3,604	74,130	-82,546	215,289	426,968	-754,320	1,567,345
CBQK	-1,536,455	238,897	-1,802,526	-6,083,233	26,625	34,625	25,625	127,723	1,509,830	-273,522	1,776,901	5,955,510
DHBK	1,469,445	-5,240,216	-9,174,481	-4,632,081	50,000	1,085,788	1,212,697	1,052,636	-1,519,445	4,154,428	7,961,784	3,579,445
ABQK	367	-1,838	-10,608	-21,749	0	0	0	0	-367	1,838	10,608	21,749
QIJK	58,641	-388,324	559,330	797,121	2,007	6,007	3,807	-45,983	-60,648	382,317	-563,137	-751,138
MARK	-1,486,554	-7,501,796	384,929	11,923,455	157,098	158,115	300,733	127,771	1,329,456	7,343,681	-685,662	-12,051,226
DUBK	253,457	1,257,995	-1,543,677	-13,572,116	0	72,179	57,236	54,854	-253,457	-1,330,174	1,486,441	13,517,262
QFBQ	-148,319	-1,153,042	-2,934,803	-6,323,177	22,700	22,700	22,700	11,583	125,619	1,130,342	2,912,103	6,311,594
NLCS	-645,124	5,518,693	2,159,214	1,906,235	-19,778	-105,325	-122,629	-77,221	664,902	-5,413,368	-2,036,585	-1,829,014
DBIS	-49,409	-383,901	-417,713	-435,454	0	0	0	-29,416	49,409	383,901	417,713	464,870
QOIS	6,506	-753,132	-1,134,051	-1,539,157	0	0	-6,639	-6,577	-6,506	753,132	1,140,690	1,545,734
IHGS	-97,848	9,245	-253,536	-284,916	0	0	0	-15,080	97,848	-9,245	253,536	299,996
ZHCD	-4,306	-27,763	-20,101	-35,684	0	0	0	0	4,306	27,763	20,101	35,684
QGMD	-679,260	-1,477,143	-1,415,793	-1,992,593	-23,715	-75,454	-934	485,667	702,975	1,552,597	1,416,727	1,506,926
SIS	-143,446	1,092,521	2,882,692	737,966	0	294,480	261,218	-2,180,228	143,446	-1,387,001	-3,143,910	1,442,262
BLDN	40,443	-1,732,823	-6,356,434	-7,664,104	0	36,791	52,791	-44,284	-40,443	1,696,032	6,303,643	7,708,388
MCGS	-246,691	-1,156,509	-1,943,583	-2,721,844	0	1,000	1,000	0	246,691	1,155,509	1,942,583	2,721,844
QCFS	0	473	473	473	0	0	0	0	0	-473	-473	-473
QFLS	136,575	-596,367	-157,989	123,367	305	-166,771	-168,771	-332,171	-136,880	763,138	326,760	208,804
WDAM	-194,393	-1,581,249	-2,354,484	-3,128,755	96	24,096	128,990	129,411	194,297	1,557,153	2,225,494	2,999,344
MCCS	-80,677	-149,387	24,048	-673,283	0	-19,353	-12,967	10,554	80,677	168,740	-11,081	662,729
MERS	-6,789	92,548	182,456	152,467	1,001	4,079	4,579	3,169	5,788	-96,627	-187,035	-155,636
MEZA	-722,247	-4,114,302	-5,021,918	-4,797,511	-4,437	-11,569	-12,729	-13,910	726,684	4,125,871	5,034,647	4,811,421
QIMD	-8,007	21,433	113,763	-291,836	0	0	-123,000	-311,342	8,007	-21,433	9,237	603,178

									18-Mar			
Company	Qatari				GCC				Foreigners			
	Daily Chg.	Last 5 Sessions Chg.	Last 10 Sessions Chg.	Last 20 Sessions Chg.	Daily Chg.	Last 5 Sessions Chg.	Last 10 Sessions Chg.	Last 20 Sessions Chg.	Daily Chg.	Last 5 Sessions Chg.	Last 10 Sessions Chg.	Last 20 Sessions Chg.
QNCD	278,024	-126,347	-63,330	-751,954	-37,500	-35,990	-37,840	-42,663	-240,524	162,337	101,170	794,617
IQCD	-6,410	1,556,722	3,707,219	4,841,217	0	26,580	81,971	248,064	6,410	-1,583,302	-3,789,190	-5,089,281
QIGD	-109,054	999,969	152,976	626,911	-15,252	-57,252	6,748	-64,119	124,306	-942,717	-159,724	-562,792
QEWS	282,957	-771,022	-618,705	703,366	2,669	2,909	53,909	79,019	-285,626	768,113	564,796	-782,385
AHCS	-244,662	333,378	-682,275	-2,745,258	20,000	20,000	-36,239	156,293	224,662	-353,378	718,514	2,588,965
GISS	-303,822	2,698,474	2,287,430	2,847,360	-13,000	-37,000	-56,000	-397,802	316,822	-2,661,474	-2,231,430	-2,449,558
MPHC	416,031	-17,868,782	-27,641,189	-39,588,819	19,085	-386,914	-439,202	-831,377	-435,116	18,255,696	28,080,391	40,420,196
IGRD	8,179	-542,275	-614,488	-2,154,033	54,000	227,000	229,372	479,372	-62,179	315,275	385,116	1,674,661
QAMC	1,411,426	-618,934	730,732	-1,596,114	957	30,296	-41,544	102,242	-1,412,383	588,638	-689,188	1,493,872
QATI	-475,253	-934,238	-729,908	-1,041,584	-5,000	-5,000	-516,831	-516,900	480,253	939,238	1,246,739	1,558,484
DOHI	51,353	8,268	44,775	-212,568	80,000	110,845	110,845	142,268	-131,353	-119,113	-155,620	70,300
QGRI	121,343	119,443	264,508	211,090	-110,000	-108,000	-103,582	-93,178	-11,343	-11,443	-160,926	-117,912
AKHI	206,549	-290,005	-555,617	-718,575	-37,024	-51,435	-39,411	5,752	-169,525	341,440	595,028	712,823
QISI	-2,307	-145,241	-252,039	-322,490	0	10,000	40,000	45,000	2,307	135,241	212,039	277,490
BEMA	50,233	50,289	54,954	21,418	0	0	0	0	-50,233	-50,289	-54,954	-21,418
QLMI	0	32,239	-16,331	578,145	0	18	-9,401	18	0	-32,257	25,732	-578,163
UDCD	-1,448,247	-10,333,610	-13,593,516	-14,840,757	0	11,870	11,870	11,870	1,448,247	10,321,740	13,581,646	14,828,887
BRES	-505,547	-5,683,584	-5,632,059	-9,218,669	0	-101,000	-124,963	-155,619	505,547	5,784,584	5,757,022	9,374,288
ERES	-46,615	4,064,980	5,094,043	5,267,472	0	-6,500	-6,500	134,203	46,615	-4,058,480	-5,087,543	-5,401,675
MRDS	1,666,034	1,081,211	6,345,657	5,013,670	0	157,122	164,122	-50,803	-1,666,034	-1,238,333	-6,509,779	-4,962,867
ORDS	-125,583	-1,371,714	-3,646,886	-2,223,856	286	886	886	-317,555	125,297	1,370,828	3,646,000	2,541,411
VFQS	279,500	-3,730,842	-3,332,323	-3,326,597	1,625	-28,375	-28,375	292,793	-281,125	3,759,217	3,360,698	3,033,804
QNNS	375,489	-669,042	-728,837	-1,173,794	0	-500	450	-457,550	-375,489	669,542	728,387	1,631,344
GWCS	-151,817	834,693	162,961	-181,521	0	0	0	-7,762	151,817	-834,693	-162,961	189,283
QGTS	-221,619	232,670	356,693	-993,001	8,554	-374,648	-456,145	-665,124	213,065	141,978	99,452	1,658,125

Trading values by nationality for the last Session

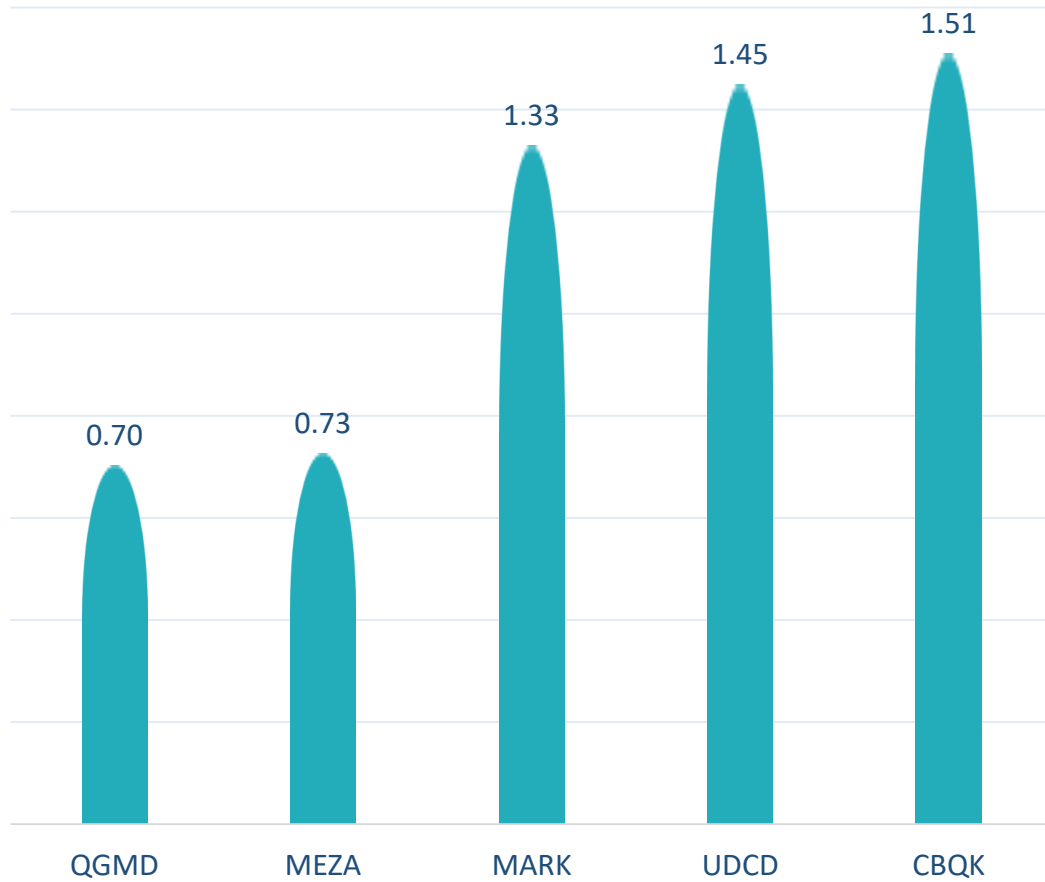
Nationality	Purchasing Value	Selling Value	Difference
Qataris	365.62	373.29	-7.67
GCC	8.38	13.86	-5.48
Arab	31.70	35.47	-3.78
Foreigners	89.75	72.82	16.93
Total	495.45	495.45	0.00

In million QAR

Trading by nationality for the last Session

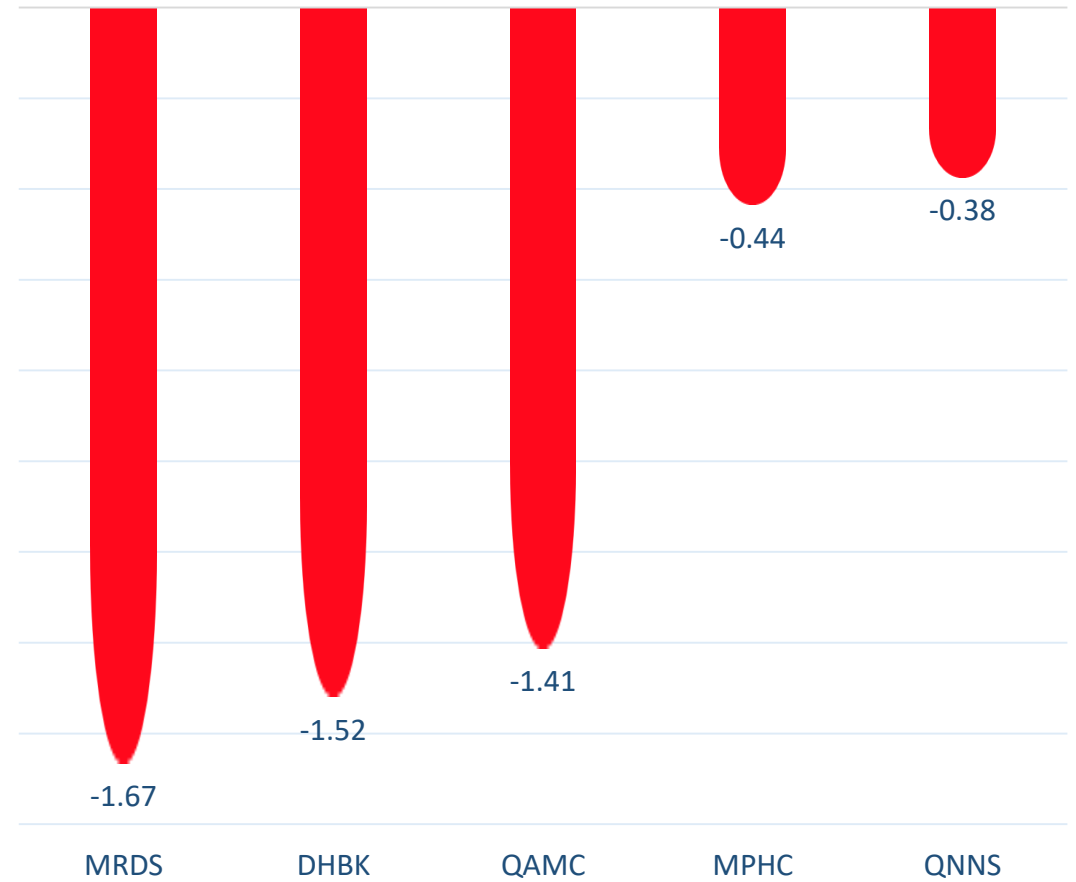
Nationality	Buy %	Sell %	Net
Qataris	73.80%	75.34%	-1.55%
GCC	1.69%	2.80%	-1.11%
Arab	6.40%	7.16%	-0.76%
Foreigners	24.58%	21.95%	3.42%

Top 5 Companies bought (net) by **Foreigners** in the last session



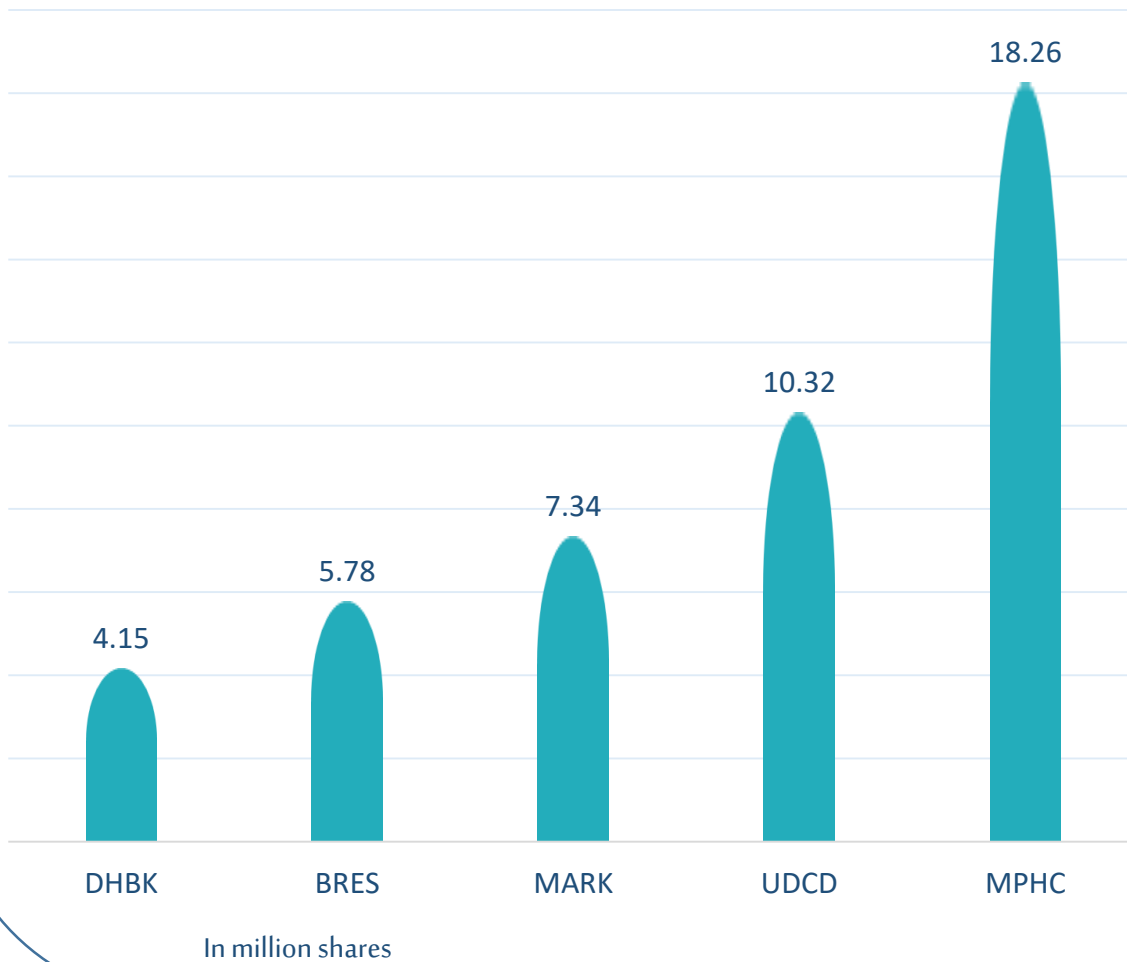
In million shares

Top 5 Companies sold (net) by **Foreigners** in the last session

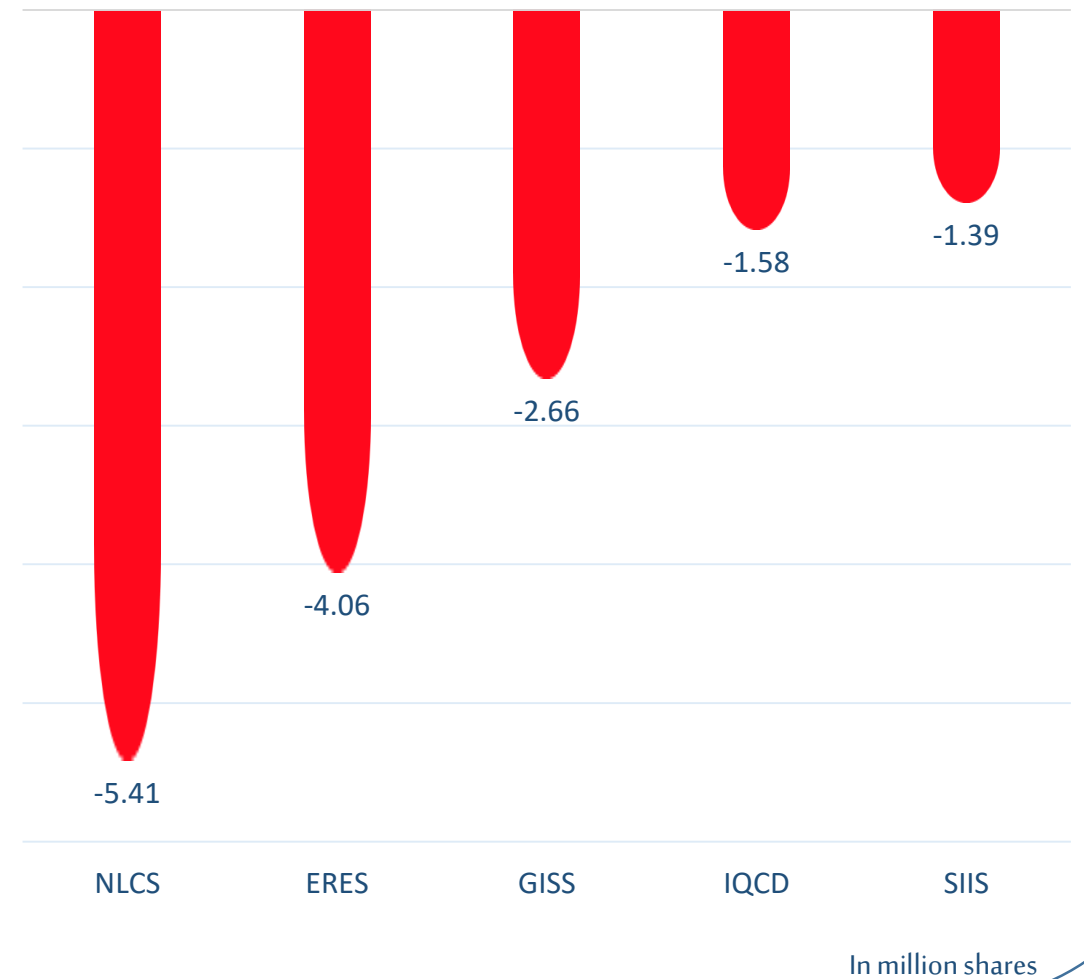


In million shares

Top 5 Companies bought (net) by **Foreigners** over the last 5 Sessions



Top 5 Companies sold (net) by **Foreigners** over the last 5 Sessions





The figures represent a change in the number of shares.

Daily Change: The net change between 18th and 17th of March trading sessions

Change for the last 5 sessions: The total daily net change for the last 5 sessions.

Change for the last 10 sessions: The total daily net change for the last 10 sessions.

Change for the last 20 sessions: The total daily net change for the last 20 sessions.

DISCLAIMER:

The information contained was obtained from various public sources believed to be reliable, but we do not guarantee its accuracy. Wasata Financial Securities makes no representations or warranties (express or implied) regarding the data and information provided and Wasata Financial Securities does not represent that the information content of this document is complete, or free from any error, not misleading, or fit for any particular purpose. This report document provides general information only. Neither the information nor any opinion expressed constitutes an offer or an invitation to make an offer, to buy or sell any securities or other investment products related to such securities or investments.

This report document contained is subject to change without prior notice. Wasata assumes no responsibility to update the information in this report document.



Prepared by Financial Advisory Department


وساطة
WASATA
للأوراق المالية
FINANCIAL SECURITIES

+974 44498880

ramzi.qasmieh@Wasata.qa