



Daily Report for Ownership Changes

19th of March 2024 Session

Company									19-Mar			
	Qatari				GCC				Foreigners			
	Daily Chg.	Last 5 Sessions Chg.	Last 10 Sessions Chg.	Last 20 Sessions Chg.	Daily Chg.	Last 5 Sessions Chg.	Last 10 Sessions Chg.	Last 20 Sessions Chg.	Daily Chg.	Last 5 Sessions Chg.	Last 10 Sessions Chg.	Last 20 Sessions Chg.
QNBK	414,526	1,367,231	1,306,368	-2,169,632	0	88,789	-13,166	54,890	-414,526	-1,456,020	-1,293,202	2,114,742
QIBK	-199,560	-665,386	547,576	-1,556,004	0	3,604	73,029	-84,246	199,560	661,782	-620,605	1,640,250
CBQK	13,202	537,618	-1,494,577	-5,687,417	35,000	69,625	60,625	162,723	-48,202	-607,243	1,433,952	5,524,694
DHBK	978,176	-3,817,860	-8,131,855	-4,103,685	33,909	1,119,697	1,246,606	1,095,254	-1,012,085	2,698,163	6,885,249	3,008,431
ABQK	0	-10,014	-10,623	-21,749	0	0	0	0	0	10,014	10,623	21,749
QIKK	16,000	-217,265	-365,287	1,037,884	-500	5,507	3,307	-42,433	-15,500	211,758	361,980	-995,451
MARK	1,696,382	-5,259,073	329,155	15,072,378	-46,031	254,592	271,622	97,611	-1,650,351	5,004,481	-600,777	-15,169,989
DUBK	-183,898	981,822	667,404	-13,231,102	-2,500	-2,806	54,736	42,499	186,398	-979,016	-722,140	13,188,603
QFBQ	289,712	-150,868	-539,582	-3,558,717	0	22,700	22,700	22,811	-289,712	128,168	516,882	3,535,906
NLCS	-183,782	3,962,041	2,174,222	868,875	-7,100	-187,425	-58,697	-91,902	190,882	-3,774,616	-2,115,525	-776,973
DBIS	-175,337	-482,738	-697,129	-547,481	0	0	0	-29,416	175,337	482,738	697,129	576,897
QOIS	-20,350	-168,285	-651,809	-1,555,959	0	0	-10,936	-6,577	20,350	168,285	662,745	1,562,536
IHGS	244,791	275,586	215,443	-31,225	0	0	0	-15,080	-244,791	-275,586	-215,443	46,305
ZHCD	-6,233	-33,718	-26,342	-42,251	0	0	0	0	6,233	33,718	26,342	42,251
QGMD	-381,894	-2,346,117	-2,161,235	-2,028,707	0	-11,389	17,707	460,304	381,894	2,357,506	2,143,528	1,568,403
SIIS	-243,865	994,317	2,882,057	1,099,316	0	110,612	242,141	-2,181,228	243,865	-1,104,929	-3,124,198	1,081,912
BLDN	577,451	109,089	-5,554,962	-6,556,885	74,662	100,244	127,453	-19,622	-652,113	-209,333	5,427,509	6,576,507
MCGS	-212,376	-1,475,772	-2,180,088	-2,952,634	0	1,000	1,000	0	212,376	1,474,772	2,179,088	2,952,634
QCFS	0	473	473	473	0	0	0	0	0	-473	-473	-473
QFLS	177,775	-376,402	-73,125	468,995	0	-166,771	-166,771	-332,171	-177,775	543,173	239,896	-136,824
WDAM	-259,424	-1,163,661	-2,459,373	-3,488,447	0	24,096	25,096	129,411	259,424	1,139,565	2,434,277	3,359,036
MCCS	-34,737	-153,991	-81,810	-655,031	0	-3,070	-12,967	10,554	34,737	157,061	94,777	644,477
MERS	1,193	104,365	178,343	151,101	0	4,079	4,079	3,952	-1,193	-108,444	-182,422	-155,053
MEZA	-460,860	-3,430,971	-5,249,029	-5,233,247	5,155	-7,945	-7,574	-8,755	455,705	3,438,916	5,256,603	5,242,002
QIMD	174,892	229,138	240,746	163,052	-3,500	-3,500	-130,500	-314,842	-171,392	-225,638	-110,246	151,790

									19-Mar			
Company	Qatari				GCC				Foreigners			
	Daily Chg.	Last 5 Sessions Chg.	Last 10 Sessions Chg.	Last 20 Sessions Chg.	Daily Chg.	Last 5 Sessions Chg.	Last 10 Sessions Chg.	Last 20 Sessions Chg.	Daily Chg.	Last 5 Sessions Chg.	Last 10 Sessions Chg.	Last 20 Sessions Chg.
QNCD	88,598	146,462	-48,110	-441,262	0	-35,990	-36,340	-6,756	-88,598	-110,472	84,450	448,018
IQCD	167,432	1,039,814	3,685,014	4,810,575	5,533	32,113	83,870	227,651	-172,965	-1,071,927	-3,768,884	-5,038,226
QIGD	-522,737	416,408	1,941,990	-226,811	0	-65,252	7,857	-78,619	522,737	-351,156	-1,949,847	305,430
QEWS	51,112	-240,408	-687,335	802,734	0	2,909	52,909	79,019	-51,112	237,499	634,426	-881,753
AHCS	236,979	629,109	-719,794	-2,075,901	0	20,000	20,000	1,642	-236,979	-649,109	699,794	2,074,259
GISS	-80,573	1,926,934	1,886,610	2,291,812	2,745	-32,255	-52,255	-120,466	77,828	-1,894,679	-1,834,355	-2,171,346
MPHC	-8,800,386	-22,631,520	-34,141,640	-49,868,965	-4,286	-417,200	-439,203	-815,663	8,804,672	23,048,720	34,580,843	50,684,628
IGRD	-3	147,014	-996,247	-2,381,534	0	227,000	229,372	229,372	3	-374,014	766,875	2,152,162
QAMC	413,411	1,765,055	-445,587	-1,516,394	-71,000	-320,704	-29,704	39,592	-342,411	-1,444,351	475,291	1,476,802
QATI	19,592	-919,602	-628,660	-1,063,715	5,000	0	-471,831	-500,000	-24,592	919,602	1,100,491	1,563,715
DOHI	219	8,487	44,994	-139,349	60,000	170,845	170,845	202,268	-60,219	-179,332	-215,839	-62,919
QGRI	1,100	120,543	265,608	212,190	-1,100	-109,100	-104,682	-95,478	0	-11,443	-160,926	-116,712
AKHI	119,430	-112,008	-319,092	-753,118	0	-37,106	-39,411	0	-119,430	149,114	358,503	753,118
QISI	-14,219	-115,945	-252,642	-387,044	0	5,000	10,000	45,000	14,219	110,945	242,642	342,044
BEMA	498	50,787	55,452	24,784	0	0	0	0	-498	-50,787	-55,452	-24,784
QLMI	10,000	42,009	-36,066	625,425	0	18	-9,401	18	-10,000	-42,027	45,467	-625,443
UDCD	-229,801	-9,825,448	-12,692,461	-14,564,508	0	11,870	11,870	11,870	229,801	9,813,578	12,680,591	14,552,638
BRES	-468,591	-6,113,984	-7,055,038	-9,753,316	3,677	-97,323	-135,106	-101,942	464,914	6,211,307	7,190,144	9,855,258
ERES	-224,638	2,999,173	4,933,592	4,826,136	0	-6,500	-46,500	134,203	224,638	-2,992,673	-4,887,092	-4,960,339
MRDS	-3,698,882	-2,263,464	609,288	964,164	0	157,122	157,122	-149,469	3,698,882	2,106,342	-766,410	-814,695
ORDS	-241,711	-1,161,172	-4,173,440	-2,548,656	-865	21	21	-233,423	242,576	1,161,151	4,173,419	2,782,079
VFQS	2,002,664	-1,296,504	-1,836,187	-1,643,484	0	1,625	-28,375	292,793	-2,002,664	1,294,879	1,864,562	1,350,691
QNNS	-213,238	-779,840	-1,058,888	-1,500,820	-500	-1,000	-500	-458,050	213,738	780,840	1,059,388	1,958,870
GWCS	-114,851	-305,089	283,576	248,801	0	0	0	215	114,851	305,089	-283,576	-249,016
QGTS	-490,594	-1,978,419	-841,035	-485,664	-1,777	-299,973	-445,624	-666,901	492,371	2,278,392	1,286,659	1,152,565

Trading values by nationality for the last Session

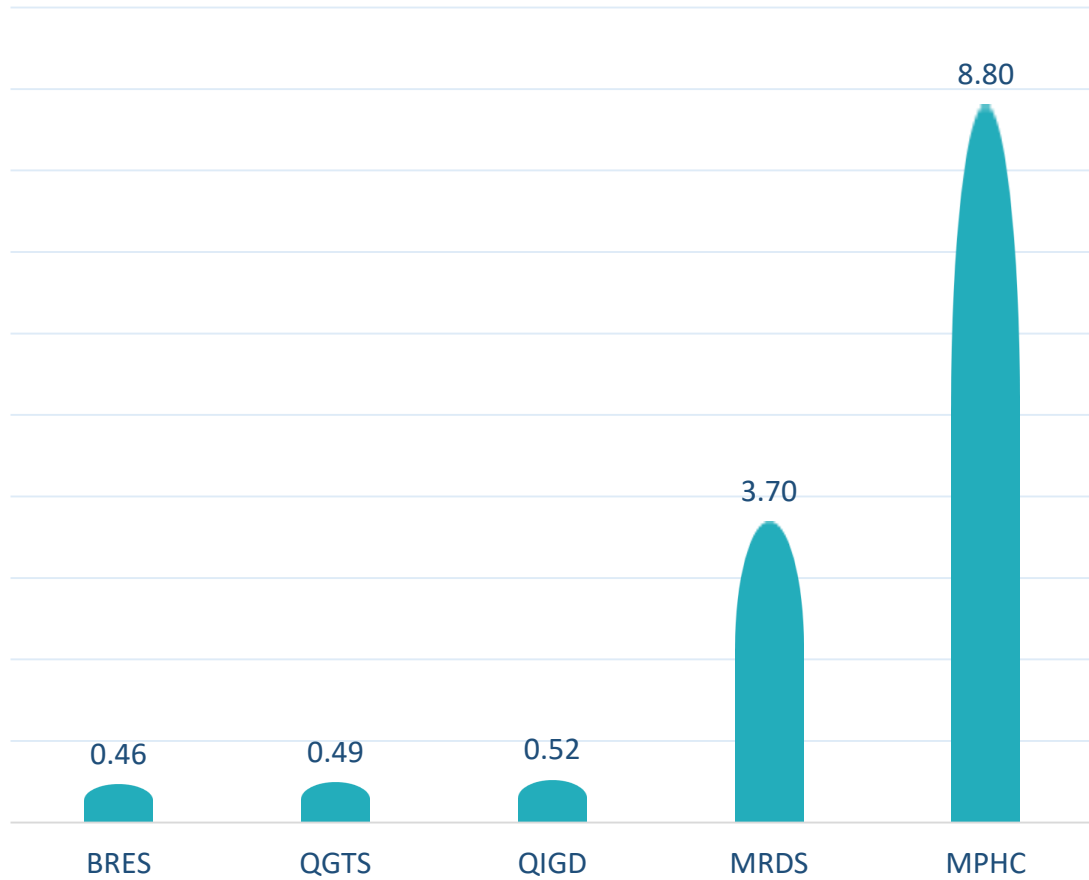
Nationality	Purchasing Value	Selling Value	Difference
Qataris	288.46	302.33	-13.87
GCC	7.60	14.76	-7.16
Arab	29.97	24.02	5.95
Foreigners	103.92	88.86	15.06
Total	429.96	429.96	0.00

In million QAR

Trading by nationality for the last Session

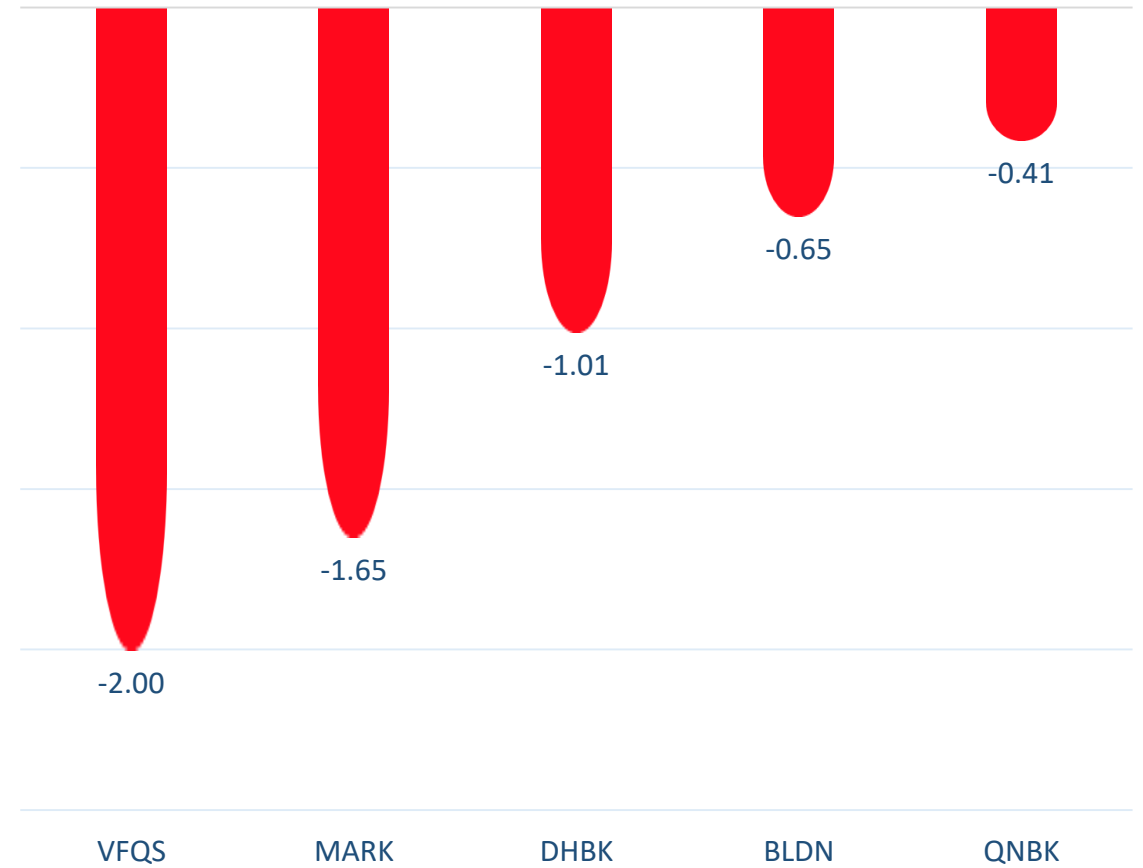
Nationality	Buy %	Sell %	Net
Qataris	67.09%	70.32%	-3.23%
GCC	1.77%	3.43%	-1.66%
Arab	6.97%	5.59%	1.39%
Foreigners	24.58%	21.95%	3.50%

Top 5 Companies bought (net) by **Foreigners** in the last session



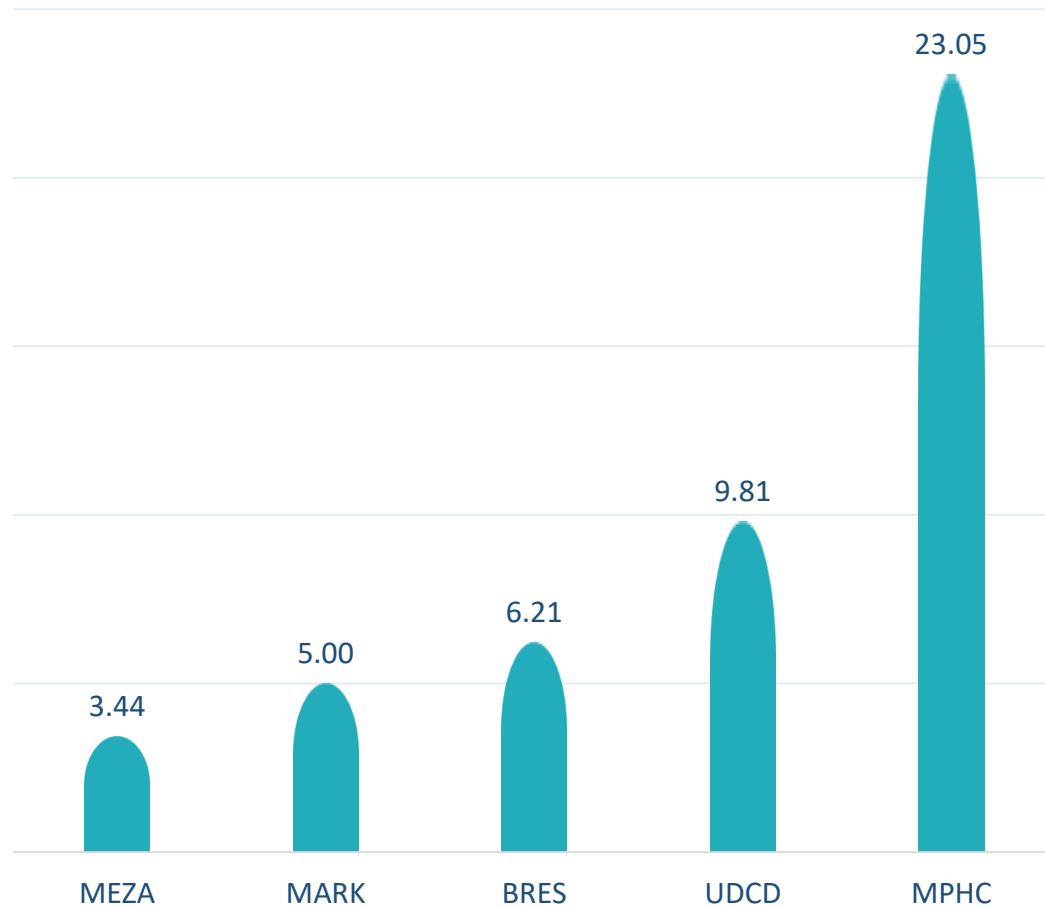
In million shares

Top 5 Companies sold (net) by **Foreigners** in the last session



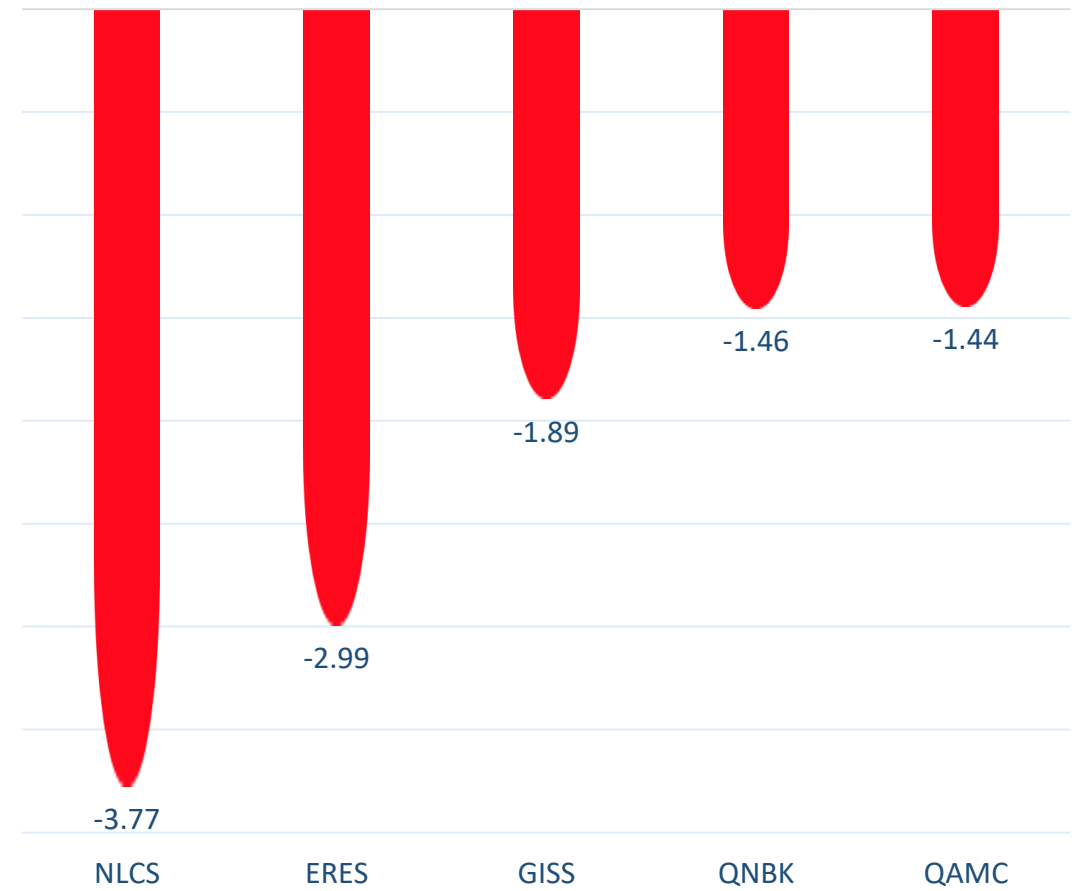
In million shares

Top 5 Companies bought (net) by **Foreigners** over the last 5 Sessions



In million shares

Top 5 Companies sold (net) by **Foreigners** over the last 5 Sessions



In million shares



The figures represent a change in the number of shares.

Daily Change: The net change between 18th and 17th of March trading sessions

Change for the last 5 sessions: The total daily net change for the last 5 sessions.

Change for the last 10 sessions: The total daily net change for the last 10 sessions.

Change for the last 20 sessions: The total daily net change for the last 20 sessions.

DISCLAIMER:

The information contained was obtained from various public sources believed to be reliable, but we do not guarantee its accuracy. Wasata Financial Securities makes no representations or warranties (express or implied) regarding the data and information provided and Wasata Financial Securities does not represent that the information content of this document is complete, or free from any error, not misleading, or fit for any particular purpose. This report document provides general information only. Neither the information nor any opinion expressed constitutes an offer or an invitation to make an offer, to buy or sell any securities or other investment products related to such securities or investments.

This report document contained is subject to change without prior notice. Wasata assumes no responsibility to update the information in this report document.



Prepared by Financial Advisory Department


للأوراق المالية
FINANCIAL SECURITIES

+974 44498880

ramzi.qasmieh@Wasata.qa