



Daily Report for Ownership Changes

20th of March 2024 Session

									20-Mar			
Company	Qatari				GCC				Foreigners			
	Daily Chg.	Last 5 Sessions Chg.	Last 10 Sessions Chg.	Last 20 Sessions Chg.	Daily Chg.	Last 5 Sessions Chg.	Last 10 Sessions Chg.	Last 20 Sessions Chg.	Daily Chg.	Last 5 Sessions Chg.	Last 10 Sessions Chg.	Last 20 Sessions Chg.
QNBK	-422,196	606,505	-90,792	-2,591,828	0	390	-13,166	54,890	422,196	-606,895	103,958	2,536,938
QIBK	-98,566	-485,242	-180,621	-1,654,570	-25	-171	53,188	-84,271	98,591	485,413	127,433	1,738,841
CBQK	75,361	-16,621	-1,506,386	-5,612,056	134,000	215,625	203,625	296,723	-209,361	-199,004	1,302,761	5,315,333
DHBK	-632,091	-5,312,981	-8,594,656	-4,735,776	0	1,049,697	1,246,606	1,095,254	632,091	4,263,284	7,348,050	3,640,522
ABQK	-6,500	-6,133	-17,123	-28,249	0	0	0	0	6,500	6,133	17,123	28,249
QIKK	99,462	131,338	-181,697	1,137,346	-12	5,495	5,495	-42,445	-99,450	-136,833	176,202	-1,094,901
MARK	-839,233	-8,539,432	142,200	14,233,145	730	167,762	297,266	98,341	838,503	8,371,670	-439,466	-14,331,486
DUBK	-115,330	1,301,404	994,986	-13,346,432	0	-442	54,736	42,499	115,330	-1,300,962	-1,049,722	13,303,933
QFBQ	18,219	185,992	-657,876	-3,540,498	0	22,700	22,381	22,811	-18,219	-208,692	635,495	3,517,687
NLCS	-915,087	1,423,034	1,296,757	-46,212	44,436	-79,739	-16	-47,466	870,651	-1,343,295	-1,296,741	93,678
DBIS	-89,814	-528,245	-790,139	-637,295	0	0	0	-29,416	89,814	528,245	790,139	666,711
QOIS	409,275	261,232	-289,209	-1,146,684	-24,404	-24,404	-35,340	-30,981	-384,871	-236,828	324,549	1,177,665
IHGS	2,691	329,553	265,862	-28,534	0	0	0	-15,080	-2,691	-329,553	-265,862	43,614
ZHCD	-8,985	-40,194	-36,602	-51,236	0	0	0	0	8,985	40,194	36,602	51,236
QGMD	158,372	-1,283,989	-1,606,175	-1,870,335	0	10,900	-4,642	460,304	-158,372	1,273,089	1,610,817	1,410,031
SIIS	173,077	-318,814	780,580	1,272,393	0	110,612	38,213	-2,181,228	-173,077	208,202	-818,793	908,835
BLDN	1,711,562	2,414,329	-2,944,292	-4,845,323	14,877	115,121	132,330	-4,745	-1,726,439	-2,529,450	2,811,962	4,850,068
MCGS	187,963	-906,020	-1,926,026	-2,764,671	0	1,000	1,000	0	-187,963	905,020	1,925,026	2,764,671
QCFS	0	0	473	473	0	0	0	0	0	0	-473	-473
QFLS	399,855	93,156	-217,191	868,850	1,000	-165,771	-165,771	-331,171	-400,855	72,615	382,962	-537,679
WDAM	-21,713	-784,645	-2,405,427	-3,510,160	-22,161	1,935	2,935	107,250	43,874	782,710	2,402,492	3,402,910
MCCS	-37,066	-204,037	-252,031	-692,097	0	-3,070	-5,467	10,554	37,066	207,107	257,498	681,543
MERS	4,342	116,887	62,373	155,443	0	4,079	4,079	3,952	-4,342	-120,966	-66,452	-159,395
MEZA	-328,713	-1,838,746	-5,546,825	-5,561,960	14,237	7,092	6,663	5,482	314,476	1,831,654	5,540,162	5,556,478
QIMD	23,477	187,335	219,867	186,529	0	-3,500	-133,500	-314,842	-23,477	-183,835	-86,367	128,313

									20-Mar			
Company	Qatari				GCC				Foreigners			
	Daily Chg.	Last 5 Sessions Chg.	Last 10 Sessions Chg.	Last 20 Sessions Chg.	Daily Chg.	Last 5 Sessions Chg.	Last 10 Sessions Chg.	Last 20 Sessions Chg.	Daily Chg.	Last 5 Sessions Chg.	Last 10 Sessions Chg.	Last 20 Sessions Chg.
QNCD	63,085	406,455	-667	-378,177	-15,150	-52,650	-51,490	-21,906	-47,935	-353,805	52,157	400,083
IQCD	20,419	194,057	2,701,037	4,830,994	-55,000	-45,452	29,658	172,651	34,581	-148,605	-2,730,695	-5,003,645
QIGD	-335,954	-264,980	877,706	-562,765	-2,500	-67,752	11,018	-81,119	338,454	332,732	-888,724	643,884
QEWS	117,526	-224,218	-841,873	920,260	0	2,669	52,909	79,019	-117,526	221,549	788,964	-999,279
AHCS	-142,497	416,833	50,589	-2,218,398	0	20,000	20,000	1,642	142,497	-436,833	-70,589	2,216,756
GISS	260,291	1,568,524	1,632,077	2,552,103	28,400	-2,855	-40,094	-92,066	-288,691	-1,565,669	-1,591,983	-2,460,037
MPHC	-2,043,998	-22,591,731	-33,351,962	-51,912,963	0	-84,700	-439,203	-815,663	2,043,998	22,676,431	33,791,165	52,728,626
IGRD	40,318	259,069	-1,229,304	-2,341,216	0	227,000	229,372	229,372	-40,318	-486,069	999,932	2,111,844
QAMC	-272,981	1,967,790	-402,074	-1,789,375	-4,855	-355,559	-35,559	34,737	277,836	-1,612,231	437,633	1,754,638
QATI	66,150	-818,283	-1,084,496	-997,565	0	-4,459	-22,150	-500,000	-66,150	822,742	1,106,646	1,497,565
DOHI	32,682	41,168	78,176	-106,667	30,000	200,845	200,845	232,268	-62,682	-242,013	-279,021	-125,601
QGRI	0	121,543	234,609	212,190	0	-110,100	-104,682	-95,478	0	-11,443	-129,927	-116,712
AKHI	8,000	274,947	-181,285	-745,118	0	-37,024	-39,411	0	-8,000	-237,923	220,696	745,118
QISI	-29,901	-129,015	-269,440	-416,945	0	5,000	10,000	45,000	29,901	124,015	259,440	371,945
BEMA	0	51,787	56,502	24,784	0	0	0	0	0	-51,787	-56,502	-24,784
QLMI	-12,400	-2,400	-205,998	613,025	0	18	-9,401	18	12,400	2,382	215,399	-613,043
UDCD	-129,718	-2,922,174	-12,185,484	-14,694,226	0	0	11,870	11,870	129,718	2,922,174	12,173,614	14,682,356
BRES	10,867	-4,723,591	-6,485,695	-9,742,449	-1,500	2,177	-154,335	-103,442	-9,367	4,721,414	6,640,030	9,845,891
ERES	87,163	2,868,350	4,622,748	4,913,299	0	-1,500	-46,500	134,203	-87,163	-2,866,850	-4,576,248	-5,047,502
MRDS	905,329	-2,109,424	-92,639	1,869,493	-20,000	137,122	137,122	-169,469	-885,329	1,972,302	-44,483	-1,700,024
ORDS	-240,866	-1,297,500	-4,223,680	-2,789,522	0	-579	21	-233,423	240,866	1,298,079	4,223,659	3,022,945
VFQS	-19,964	1,131,629	-1,683,435	-1,663,448	100,000	101,625	71,625	392,793	-80,036	-1,233,254	1,611,810	1,270,655
QNNS	137,365	-570,696	-754,993	-1,363,455	0	-1,000	-1,000	-458,050	-137,365	571,696	755,993	1,821,505
GWCS	-243,576	-573,286	23,511	5,225	0	0	0	215	243,576	573,286	-23,511	-5,440
QGTS	-791,217	-3,929,580	-1,545,166	-1,276,881	42,808	-31,061	-348,077	-624,093	748,409	3,960,641	1,893,243	1,900,974

Trading values by nationality for the last Session

Nationality	Purchasing Value	Selling Value	Difference
Qataris	225.65	234.65	-9.01
GCC	17.22	18.72	-1.49
Arab	25.07	24.12	0.95
Foreigners	73.51	63.96	9.55
Total	341.45	341.45	0.00

In million QAR

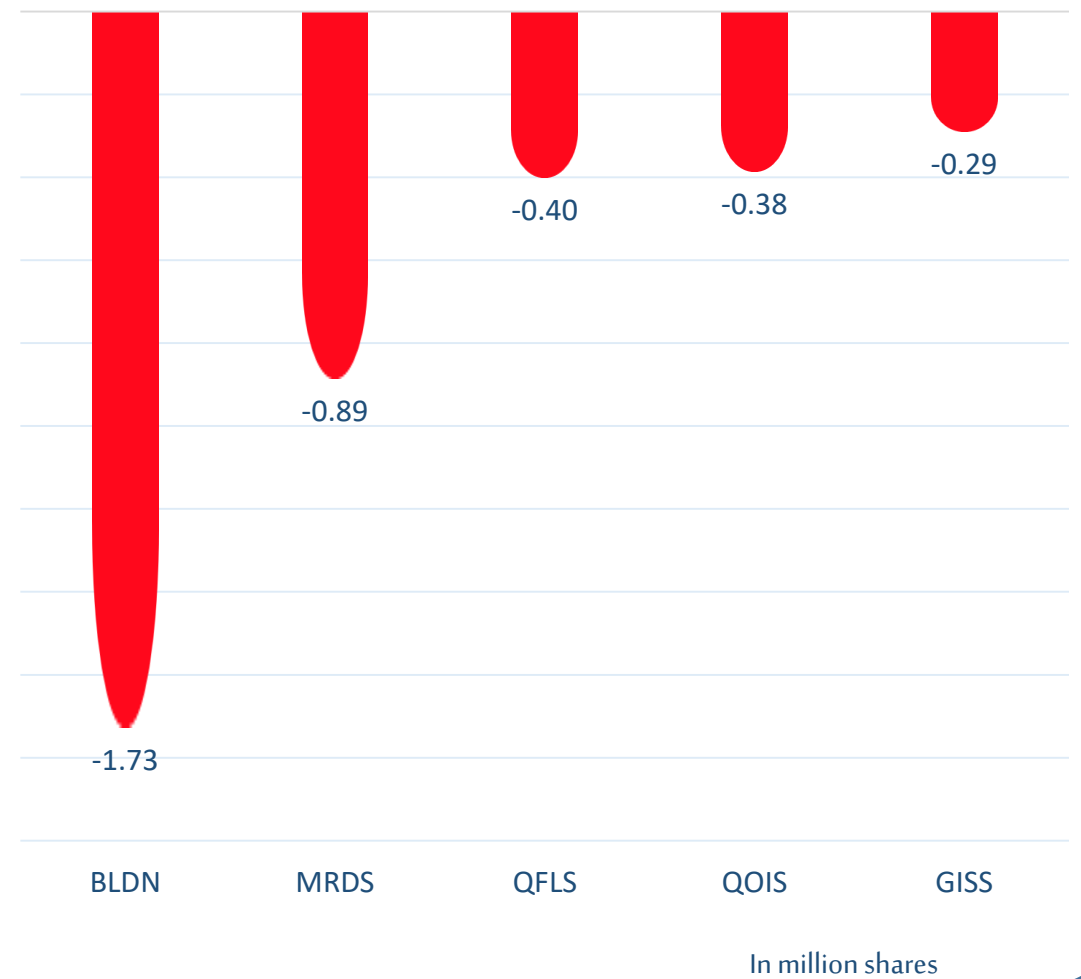
Trading by nationality for the last Session

Nationality	Buy %	Sell %	Net
Qataris	66.08%	68.72%	-2.64%
GCC	5.04%	5.48%	-0.44%
Arab	7.34%	7.07%	0.28%
Foreigners	24.58%	21.95%	2.80%

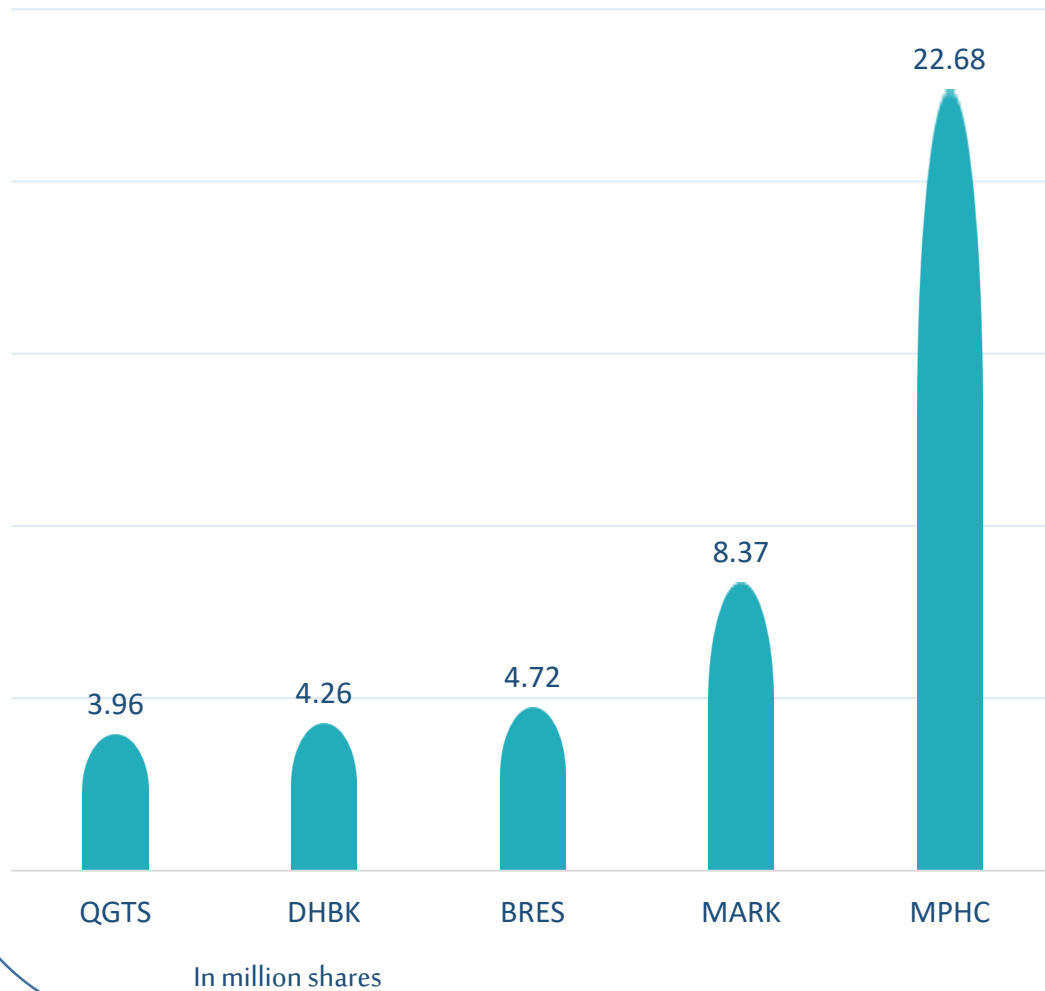
Top 5 Companies bought (net) by **Foreigners** in the last session



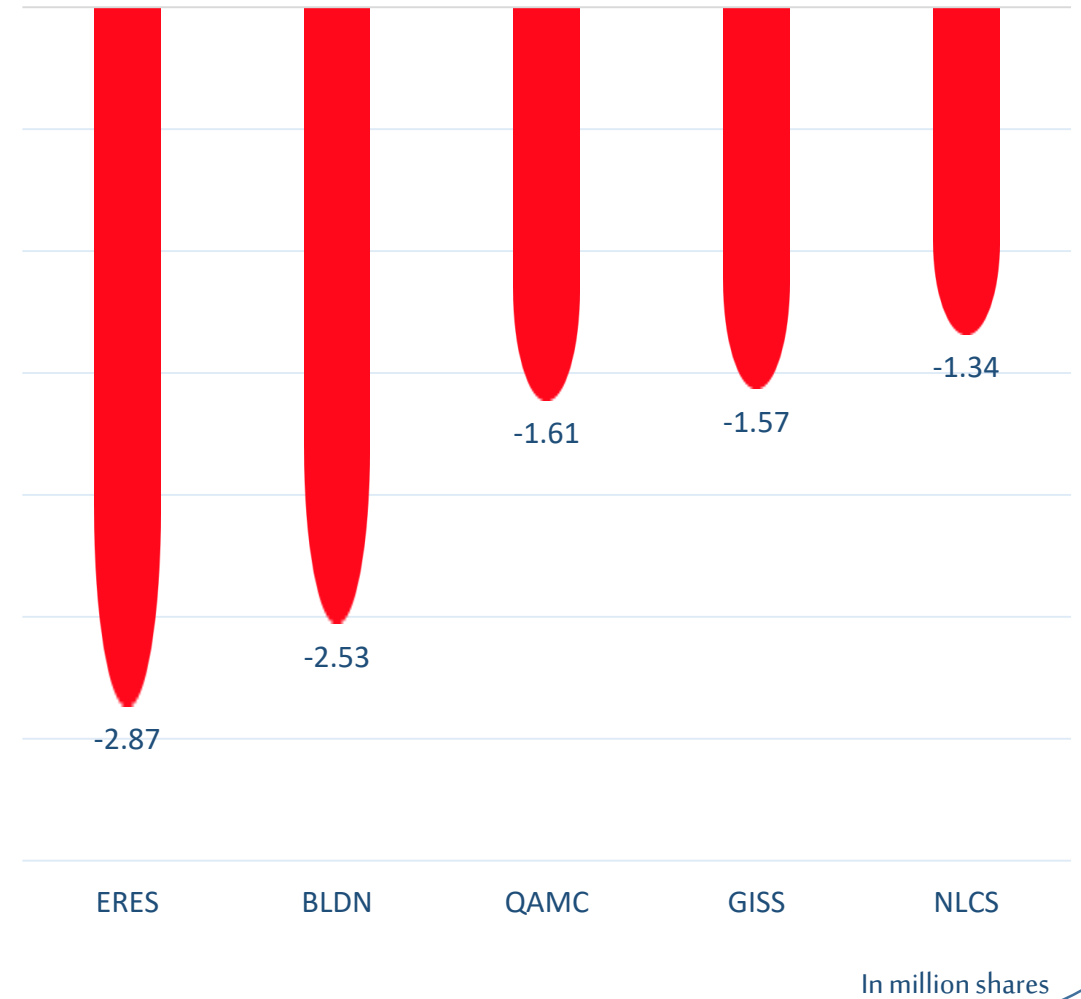
Top 5 Companies sold (net) by **Foreigners** in the last session



Top 5 Companies bought (net) by **Foreigners** over the last 5 Sessions



Top 5 Companies sold (net) by **Foreigners** over the last 5 Sessions





The figures represent a change in the number of shares.

Daily Change: The net change between 20th and 19th of March trading sessions

Change for the last 5 sessions: The total daily net change for the last 5 sessions.


Change for the last 10 sessions: The total daily net change for the last 10 sessions.

Change for the last 20 sessions: The total daily net change for the last 20 sessions.

DISCLAIMER:

The information contained was obtained from various public sources believed to be reliable, but we do not guarantee its accuracy. Wasata Financial Securities makes no representations or warranties (express or implied) regarding the data and information provided and Wasata Financial Securities does not represent that the information content of this document is complete, or free from any error, not misleading, or fit for any particular purpose. This report document provides general information only. Neither the information nor any opinion expressed constitutes an offer or an invitation to make an offer, to buy or sell any securities or other investment products related to such securities or investments.

This report document contained is subject to change without prior notice. Wasata assumes no responsibility to update the information in this report document.



Prepared by Financial Advisory Department


وساطة
WASATA
للأوراق المالية
FINANCIAL SECURITIES

+974 44498880

ramzi.qasmieh@Wasata.qa