



Daily Report for Ownership Changes

28th of February 2024 Session

									28-Feb			
Company	Qatari				GCC				Foreigners			
	Daily Chg.	Last 5 Sessions Chg.	Last 10 Sessions Chg.	Last 20 Sessions Chg.	Daily Chg.	Last 5 Sessions Chg.	Last 10 Sessions Chg.	Last 20 Sessions Chg.	Daily Chg.	Last 5 Sessions Chg.	Last 10 Sessions Chg.	Last 20 Sessions Chg.
QNBK	164,269	-1,512,341	-3,568,970	-1,478,325	0	-99,765	-75,312	55,906	-164,269	1,612,106	3,644,282	1,422,419
QIBK	-64,497	-1,491,812	-1,963,079	-4,459,460	-986	-164,055	-153,792	-264,405	65,483	1,655,867	2,116,871	4,723,865
CBQK	-717,325	-3,917,247	-5,070,652	165,549	-4,764	-16,902	-10,325	200,142	722,089	3,934,149	5,080,977	-365,691
DHBK	765,192	3,292,942	3,709,156	-3,929,160	0	-151,352	-139,461	-57,000	-765,192	-3,141,590	-3,569,695	3,986,160
ABQK	-3,847	55,091	-2,674	-19,796	0	0	0	5,000	3,847	-55,091	2,674	14,796
QIKK	43,238	474,002	-138,389	-46,224	1,500	3,500	-35,550	-37,110	-44,738	-477,502	173,939	83,334
MARK	2,369,053	16,142,035	8,590,747	-6,122,770	-12,990	-62,995	-150,910	-291,543	-2,356,063	-16,079,040	-8,439,837	6,414,313
DUBK	-1,754,479	-5,704,708	-7,248,801	-9,976,837	-2,867	-16,493	407	-51,498	1,757,346	5,721,201	7,248,394	10,028,335
QFBQ	166,044	-345,907	-1,989,650	-990,147	0	0	-438,695	-343,246	-166,044	345,907	2,428,345	1,333,393
NLCS	462,771	-1,067,330	-4,592,519	-5,348,155	-600	98,698	394,063	381,895	-462,171	968,632	4,198,456	4,966,260
DBIS	58,886	-214,633	10,211	225,676	-67,477	36,625	20,418	4,718	8,591	178,008	-30,629	-230,394
QOIS	-191,830	-863,126	-769,719	-869,333	0	62	62	362	191,830	863,064	769,657	868,971
IHGS	40,067	68,462	58,526	111,557	0	-15,080	-4,080	-4,080	-40,067	-53,382	-54,446	-107,477
ZHCD	1,521	-7,582	-18,526	-40,156	0	0	0	-5,655	-1,521	7,582	18,526	45,811
QGMD	94,071	234,568	1,390,817	21,479	-307,457	13,567	301,076	365,333	213,386	-248,135	-1,691,893	-386,812
SIIS	-1,319,712	-700,133	-1,987,677	-2,225,352	25,000	-2,342,446	-2,600,072	-2,432,752	1,294,712	3,042,579	4,587,749	4,658,104
BLDN	-117,192	-1,194,016	-3,018,395	-3,513,626	-94,000	-133,519	-74,820	-79,036	211,192	1,327,535	3,093,215	3,592,662
MCGS	-611,246	-761,616	-1,224,244	-982,277	-1,000	-1,000	-1,000	-1,000	612,246	762,616	1,225,244	983,277
QCFS	0	0	11,571	11,571	0	0	0	0	0	0	-11,571	-11,571
QFLS	2,269	22,168	264,575	740,164	39	-976	-10,213	16,113	-2,308	-21,192	-254,362	-756,277
WDAM	-103,171	-1,045,672	-2,307,872	-2,446,959	15,000	16,271	48,432	43,432	88,171	1,029,401	2,259,440	2,403,527
MCCS	-61,926	-741,818	-742,350	-771,218	18,800	21,150	25,150	25,150	43,126	720,668	717,200	746,068
MERS	3,055	-20,600	11,323	72,169	0	-627	-1,410	-575	-3,055	21,227	-9,913	-71,594
MEZA	-203,161	914,541	917,950	659,992	-5,813	0	-1,181	-5,830	208,974	-914,541	-916,769	-654,162
QIMD	-29,783	170,233	-99,947	-213,234	0	-188,342	-188,342	-188,342	29,783	18,109	288,289	401,576

									28-Feb			
Company	Qatari				GCC				Foreigners			
	Daily Chg.	Last 5 Sessions Chg.	Last 10 Sessions Chg.	Last 20 Sessions Chg.	Daily Chg.	Last 5 Sessions Chg.	Last 10 Sessions Chg.	Last 20 Sessions Chg.	Daily Chg.	Last 5 Sessions Chg.	Last 10 Sessions Chg.	Last 20 Sessions Chg.
QNCD	-118,851	-111,427	-319,369	-625,883	0	1,300	-303,700	-268,179	118,851	110,127	623,069	894,062
IQCD	295,639	1,312,127	4,013,527	7,734,733	69,917	159,441	361,326	429,664	-365,556	-1,471,568	-4,374,853	-8,164,397
QIGD	-111,645	-180,324	-9,672	-976,573	-32,500	9,635	36,833	21,468	144,145	170,689	-27,161	955,105
QEWS	395,276	611,570	583,344	1,003,759	0	25,110	27,110	27,110	-395,276	-636,680	-610,454	-1,030,869
AHCS	-790,914	-860,768	-5,489,363	-7,214,930	61,827	25,160	202,532	239,201	729,087	835,608	5,286,831	6,975,729
GISS	256,218	-1,539,363	3,441,060	1,106,679	0	-69,711	-359,296	-256,579	-256,218	1,609,074	-3,081,764	-850,100
MPHC	-1,561,153	2,887,916	-6,786,857	-24,363,508	-135,371	-226,480	-238,702	-383,606	1,696,524	-2,661,436	7,025,559	24,747,114
IGRD	-73,142	-1,706,972	-2,579,775	-2,047,041	0	0	250,000	250,000	73,142	1,706,972	2,329,775	1,797,041
QAMC	-630,383	-3,447,552	-2,892,314	-11,199,885	70,940	65,646	-186,145	-181,385	559,443	3,381,906	3,078,459	11,381,270
QATI	-322,987	-521,562	3,043,624	3,941,832	0	1,831	1,831	-32,489	322,987	519,731	-3,045,455	-3,909,343
DOHI	7,063	-196,766	-280,182	-540,742	1,423	31,423	79,155	312,930	-8,486	165,343	201,027	227,812
QGRI	0	-72,162	-19,262	-155,857	0	51,256	-37,046	60,231	0	20,906	56,308	95,626
AKHI	-41,067	-565,074	-190,402	-97,659	0	0	-67,698	-67,698	41,067	565,074	258,100	165,357
QISI	26,155	-68,248	-94,302	-50,197	0	5,000	5,000	5,000	-26,155	63,248	89,302	45,197
BEMA	-780	-1,892	-5,015	6,390	0	0	0	0	780	1,892	5,015	-6,390
QLMI	-500	354,027	1,073,873	1,999,156	0	0	0	0	500	-354,027	-1,073,873	-1,999,156
UDCD	-380,914	-1,041,097	-2,035,807	1,612,599	0	33,000	33,000	-50,500	380,914	1,008,097	2,002,807	-1,562,099
BRES	-484,322	-2,741,145	-3,787,345	-3,477,839	-26,808	743	-49,443	-41,037	511,130	2,740,402	3,836,788	3,518,876
ERES	14,146	-1,204,625	-1,609,617	-835,815	199,495	152,203	29,750	744,406	-213,641	1,052,422	1,579,867	91,409
MRDS	132,334	-965,935	2,143,835	1,795,663	-106,392	-303,592	-444,489	-407,334	-25,942	1,269,527	-1,699,346	-1,388,329
ORDS	54,981	448,741	1,448,991	2,365,137	-85,715	-213,254	-335,841	-329,597	30,734	-235,487	-1,113,150	-2,035,540
VFQS	-251,290	466,953	3,426,243	7,586,784	260,000	380,606	369,684	718,183	-8,710	-847,559	-3,795,927	-8,304,967
QNNS	115,786	-486,082	-575,896	-1,129,575	0	-424,500	-424,500	-423,516	-115,786	910,582	1,000,396	1,553,091
GWCS	-6,280	117,451	-2,451,684	-2,543,514	0	215	-40,726	-11,814	6,280	-117,666	2,492,410	2,555,328
QGTS	776,639	-2,134,626	-6,546,476	-23,267,465	-5,757	-193,257	-500,072	-718,274	-770,882	2,327,883	7,046,548	23,985,739

Trading values by nationality for the last Session

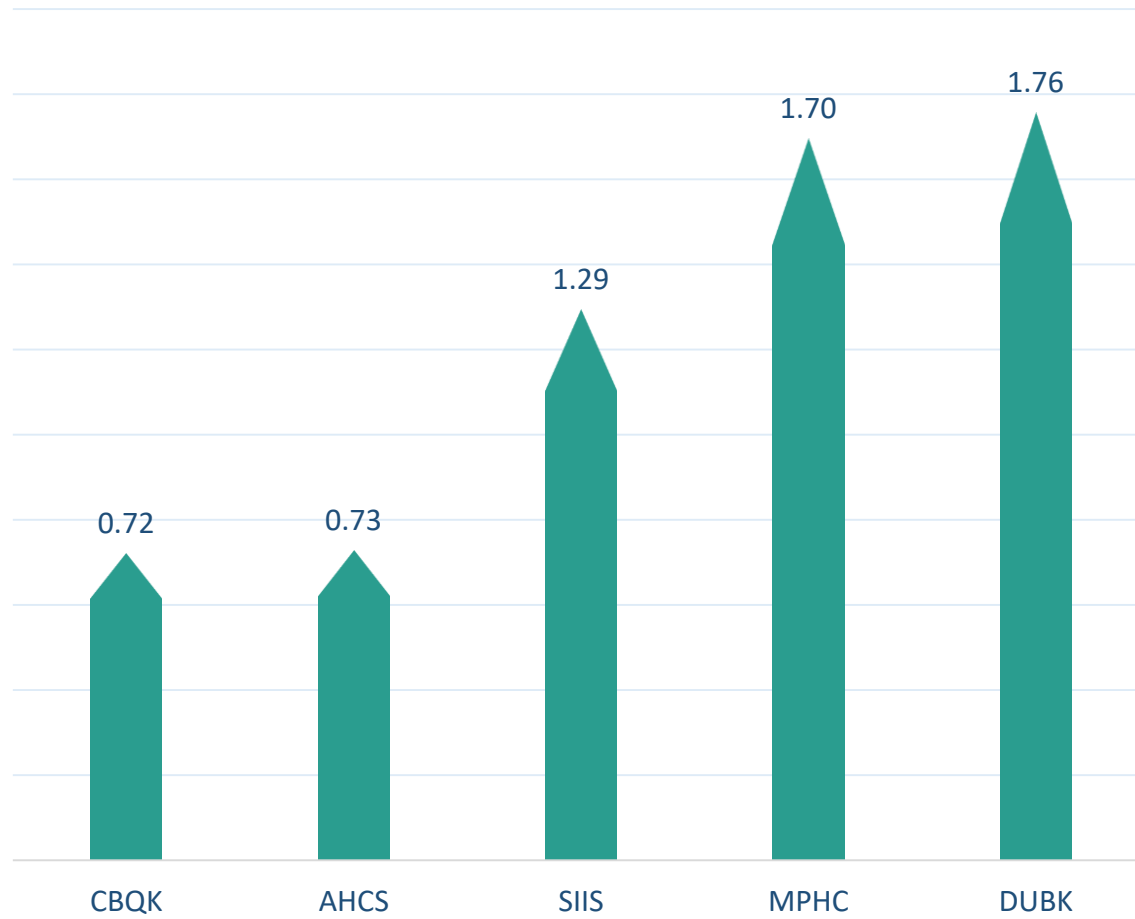
Nationality	Purchasing Value	Selling Value	Difference
Qataris	473.02	470.57	2.45
GCC	17.41	10.26	7.15
Arab	55.00	49.35	5.65
Foreigners	80.52	95.78	-15.25
Total	625.95	625.95	0.00

In million QAR

Trading by nationality for the last Session

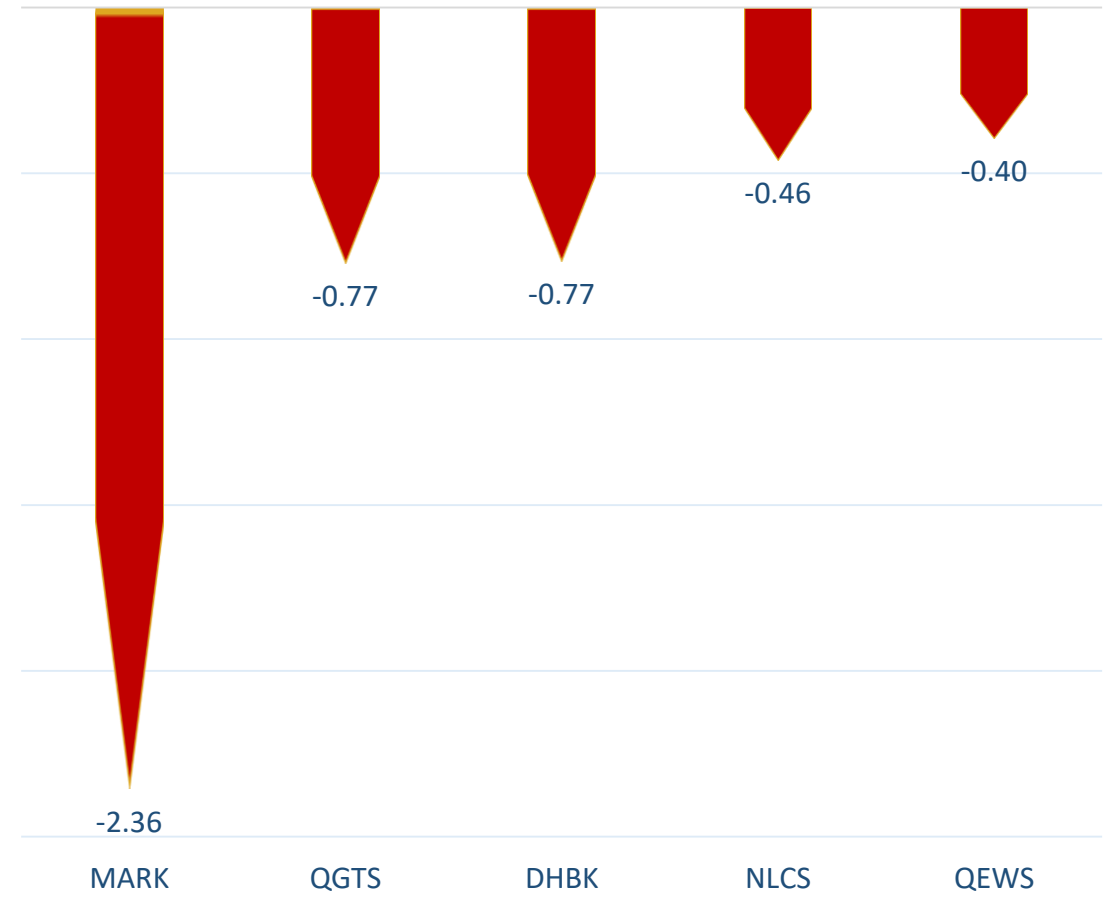
Nationality	Buy %	Sell %	Net
Qataris	75.57%	75.18%	0.39%
GCC	2.78%	1.64%	1.14%
Arab	8.79%	7.88%	0.90%
Foreigners	24.58%	21.95%	-2.44%

Top 5 Companies bought (net) by **Foreigners** in the last session



In million shares

Top 5 Companies sold (net) by **Foreigners** in the last session



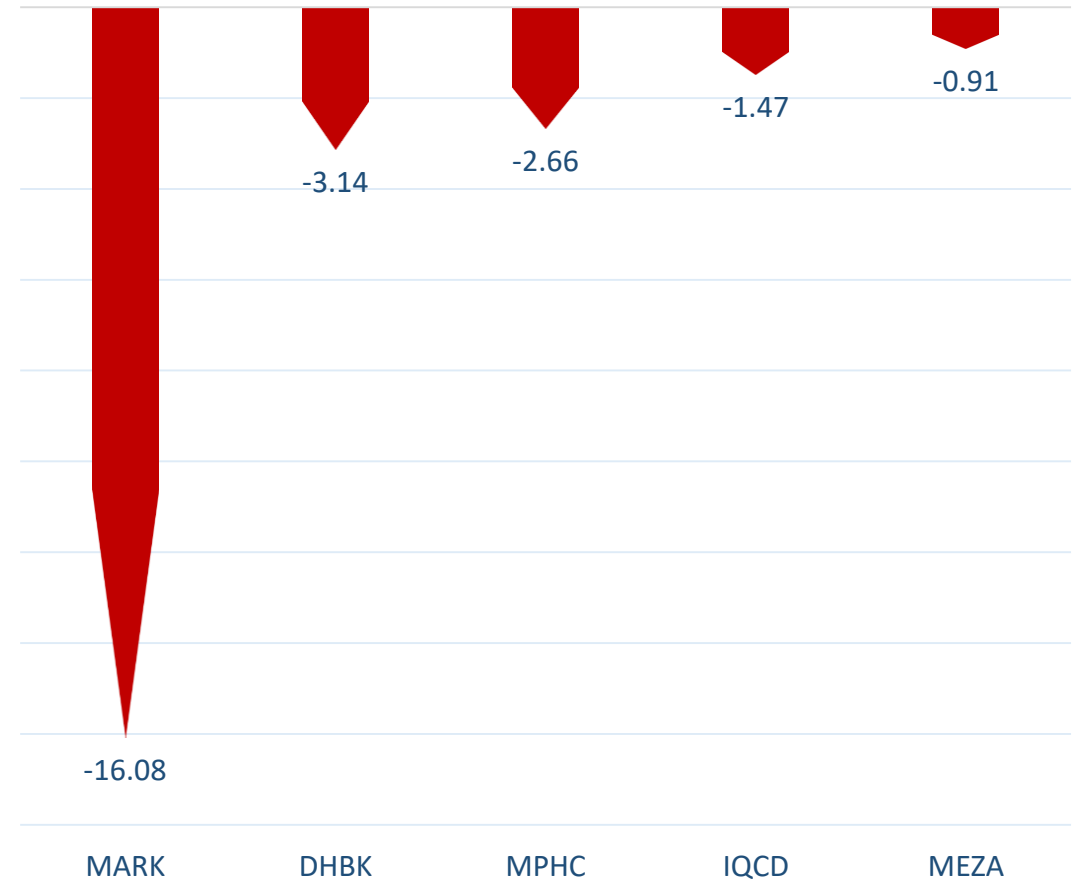
In million shares

Top 5 Companies bought (net) by **Foreigners** over the last 5 Sessions



In million shares

Top 5 Companies sold (net) by **Foreigners** over the last 5 Sessions



In million shares



The figures represent a change in the number of shares.

Daily Change: The net change between 28th and 27th of February trading sessions

Change for the last 5 sessions: The total daily net change for the last 5 sessions.

Change for the last 10 sessions: The total daily net change for the last 10 sessions.

Change for the last 20 sessions: The total daily net change for the last 20 sessions.

DISCLAIMER:

The information contained was obtained from various public sources believed to be reliable, but we do not guarantee its accuracy. Wasata Financial Securities makes no representations or warranties (express or implied) regarding the data and information provided and Wasata Financial Securities does not represent that the information content of this document is complete, or free from any error, not misleading, or fit for any particular purpose. This report document provides general information only. Neither the information nor any opinion expressed constitutes an offer or an invitation to make an offer, to buy or sell any securities or other investment products related to such securities or investments.

This report document contained is subject to change without prior notice. Wasata assumes no responsibility to update the information in this report document.

Prepared by Financial Advisory Department



+974 44498880
ramzi.qasmieh@Wasata.qa