



Daily Report for Ownership Changes

29th of February 2024 Session

									29- Feb			
Company	Qatari				GCC				Foreigners			
	Daily Chg.	Last 5 Sessions Chg.	Last 10 Sessions Chg.	Last 20 Sessions Chg.	Daily Chg.	Last 5 Sessions Chg.	Last 10 Sessions Chg.	Last 20 Sessions Chg.	Daily Chg.	Last 5 Sessions Chg.	Last 10 Sessions Chg.	Last 20 Sessions Chg.
QNBK	-1,828,336	-2,589,392	-5,138,367	-3,716,189	700	-99,300	-74,612	55,541	1,827,636	2,688,692	5,212,979	3,660,648
QIBK	-564,581	-1,475,123	-2,718,392	-5,133,472	485	-11,870	-153,307	-263,940	564,096	1,486,993	2,871,699	5,397,412
CBQK	555,613	-2,651,276	-4,670,435	176,776	3,988	-2,914	-31,114	204,130	-559,601	2,654,190	4,701,549	-380,906
DHBK	-214,309	3,268,511	4,303,693	-591,871	0	-91,352	-139,461	-57,000	214,309	-3,177,159	-4,164,232	648,871
ABQK	-2,735	-6,964	-7,850	-22,531	0	0	0	5,000	2,735	6,964	7,850	17,531
QIIK	-13,318	537,456	-93,800	-134,926	-10,000	-6,500	-45,550	-47,110	23,318	-530,956	139,350	182,036
MARK	-2,343,615	4,845,741	5,773,417	-5,532,852	-42,136	-79,751	-219,360	-340,629	2,385,751	-4,765,990	-5,554,057	5,873,481
DUBK	-3,778,538	-8,654,955	-10,917,450	-13,721,616	0	-6,493	-3,138	-51,498	3,778,538	8,661,448	10,920,588	13,773,114
QFBQ	238,553	239,043	-1,799,663	-1,238,246	0	0	-338,246	-343,246	-238,553	-239,043	2,137,909	1,581,492
NLCS	263,551	1,480	-2,088,975	-5,077,154	11,209	189,907	375,272	419,354	-274,760	-191,387	1,713,703	4,657,800
DBIS	285,629	233,228	211,076	383,064	298	36,923	20,716	18,016	-285,927	-270,151	-231,792	-401,080
QOIS	53,187	1,060,684	-852,700	-803,846	0	62	62	362	-53,187	-1,060,746	852,638	803,484
IHGS	-6,515	28,969	74,280	100,842	0	-15,080	-4,080	-4,080	6,515	-13,889	-70,200	-96,762
ZHCD	-2,825	-3,629	-14,763	-42,981	0	0	0	-5,655	2,825	3,629	14,763	48,636
QGMD	-227,175	201,949	-225,494	188,127	425,651	583,155	716,720	774,305	-198,476	-785,104	-491,226	-962,432
SIIS	303,534	-946,650	-971,407	-2,019,330	-100,000	-1,342,446	-2,236,575	-2,548,252	-203,534	2,289,096	3,207,982	4,567,582
BLDN	630,640	82,105	-2,066,876	-2,713,530	27,000	-150,519	-47,820	-52,036	-657,640	68,414	2,114,696	2,765,566
MCGS	-87,687	-979,019	-999,036	-1,410,184	0	-1,000	-1,000	-1,000	87,687	980,019	1,000,036	1,411,184
QCFS	0	0	0	11,571	0	0	0	0	0	0	0	-11,571
QFLS	383,711	242,493	502,745	1,140,872	-145,456	-144,432	-155,669	-129,343	-238,255	-98,061	-347,076	-1,011,529
WDAM	66,390	-844,348	-1,780,873	-2,164,018	-15,000	1,271	33,432	28,432	-51,390	843,077	1,747,441	2,135,586
MCCS	-106,766	-316,433	-886,311	-879,170	2,371	23,521	27,521	27,521	104,395	292,912	858,790	851,649
MERS	1,672	3,921	-16,821	82,596	0	-627	-1,410	-629	-1,672	-3,294	18,231	-81,967
MEZA	-233,704	540,457	770,443	544,313	0	0	-1,181	-5,830	233,704	-540,457	-769,262	-538,483
QIMD	-63,881	-93,287	-154,328	-295,444	0	0	-188,342	-188,342	63,881	93,287	342,670	483,786

									29-Feb			
Company	Qatari				GCC				Foreigners			
	Daily Chg.	Last 5 Sessions Chg.	Last 10 Sessions Chg.	Last 20 Sessions Chg.	Daily Chg.	Last 5 Sessions Chg.	Last 10 Sessions Chg.	Last 20 Sessions Chg.	Daily Chg.	Last 5 Sessions Chg.	Last 10 Sessions Chg.	Last 20 Sessions Chg.
QNCD	-332,199	-474,419	-768,743	-884,238	29,784	31,084	-273,916	-238,395	302,415	443,335	1,042,659	1,122,633
IQCD	-413,910	267,802	2,322,223	7,392,450	2,009	118,726	363,335	431,673	411,901	-386,528	-2,685,558	-7,824,123
QIGD	363,611	389,620	743,148	95,567	13,000	-13,365	-867	87,133	-376,611	-376,255	-742,281	-182,700
QEWS	574,033	1,126,838	1,132,842	1,500,420	0	25,110	26,310	27,110	-574,033	-1,151,948	-1,159,152	-1,527,530
AHCS	-870,658	-1,621,375	-5,254,501	-8,097,031	20,000	105,160	222,532	259,201	850,658	1,516,215	5,031,969	7,837,830
GISS	654,579	-1,131,698	-330,047	1,704,146	2,500	-61,211	-308,302	-254,079	-657,079	1,192,909	638,349	-1,450,067
MPHC	-10,327,723	-6,446,421	-15,124,869	-33,779,507	-151,800	-391,613	-393,676	-532,906	10,479,523	6,838,034	15,518,545	34,312,413
IGRD	646,127	-665,986	-1,689,648	-1,266,132	0	0	250,000	250,000	-646,127	665,986	1,439,648	1,016,132
QAMC	778,247	-1,940,733	-1,655,432	-9,487,627	-5,000	58,646	-191,145	-196,735	-773,247	1,882,087	1,846,577	9,684,362
QATI	-159,155	-703,046	1,705,218	3,785,840	-10,000	-8,169	-8,169	-24,489	169,155	711,215	-1,697,049	-3,761,351
DOHI	20,527	-58,783	-239,772	-520,216	0	1,423	40,423	312,930	-20,527	57,360	199,349	207,286
QGRI	-5,913	-913	-35,175	-161,770	-1,000	200	-26,346	59,231	6,913	713	61,521	102,539
AKHI	135,767	-345,890	-23,816	-12,720	0	0	-67,698	-67,698	-135,767	345,890	91,514	80,418
QISI	-36,342	-57,002	-105,328	-85,511	0	0	5,000	5,000	36,342	57,002	100,328	80,511
BEMA	17,743	15,851	12,983	24,383	0	0	0	0	-17,743	-15,851	-12,983	-24,383
QLMI	166,508	293,193	482,899	2,131,354	9,419	9,419	9,419	9,419	-175,927	-302,612	-492,318	-2,140,773
UDCD	660,691	-310,761	-2,170,104	1,687,285	-33,000	0	0	-83,500	-627,691	310,761	2,170,104	-1,603,785
BRES	-1,171,237	-3,267,288	-4,884,477	-4,910,063	0	743	-44,257	-41,037	1,171,237	3,266,545	4,928,734	4,951,100
ERES	706,942	-355,628	-37,399	-797,528	27,500	116,695	552,726	873,699	-734,442	238,933	-515,327	-76,171
MRDS	335,367	-1,820,811	2,499,353	2,311,648	1	-211,591	-396,485	-526,406	-335,368	2,032,402	-2,102,868	-1,785,242
ORDS	-34,192	99,431	1,400,817	2,331,115	0	-185,715	-335,841	-329,597	34,192	86,284	-1,064,976	-2,001,518
VFQS	-1,491,024	-578,310	898,044	6,299,845	10,000	384,406	352,606	728,183	1,481,024	193,904	-1,250,650	-7,028,028
QNNS	-40,681	-376,220	-647,854	-1,152,223	-21,094	-19,594	-445,594	-444,610	61,775	395,814	1,093,448	1,596,833
GWCS	28,441	132,669	-2,185,577	-2,532,643	0	215	-7,762	-11,814	-28,441	-132,884	2,193,339	2,544,457
QGTS	1,878,410	-1,021,425	-2,122,596	-21,523,824	4,969	-149,560	-489,828	-713,305	-1,883,379	1,170,985	2,612,424	22,237,129

Insider Trading for the Last Week

Company	Bought	Sold	Net
DUBK	3,062,531	0	3,062,531
VFQS	2,064,092	0	2,064,092
DHBK	196,334	0	196,334
QGTS	148,284	0	148,284
AKHI	76,366	0	76,366
BLDN	77,260	0	77,260
IQCD	0	33,000	-33,000
MHAR	0	270,000	-270,000
MARK	560,000	855,077	-295,077
GWCS	0	108,378,400	-108,378,400

Trading values by nationality for the last Week

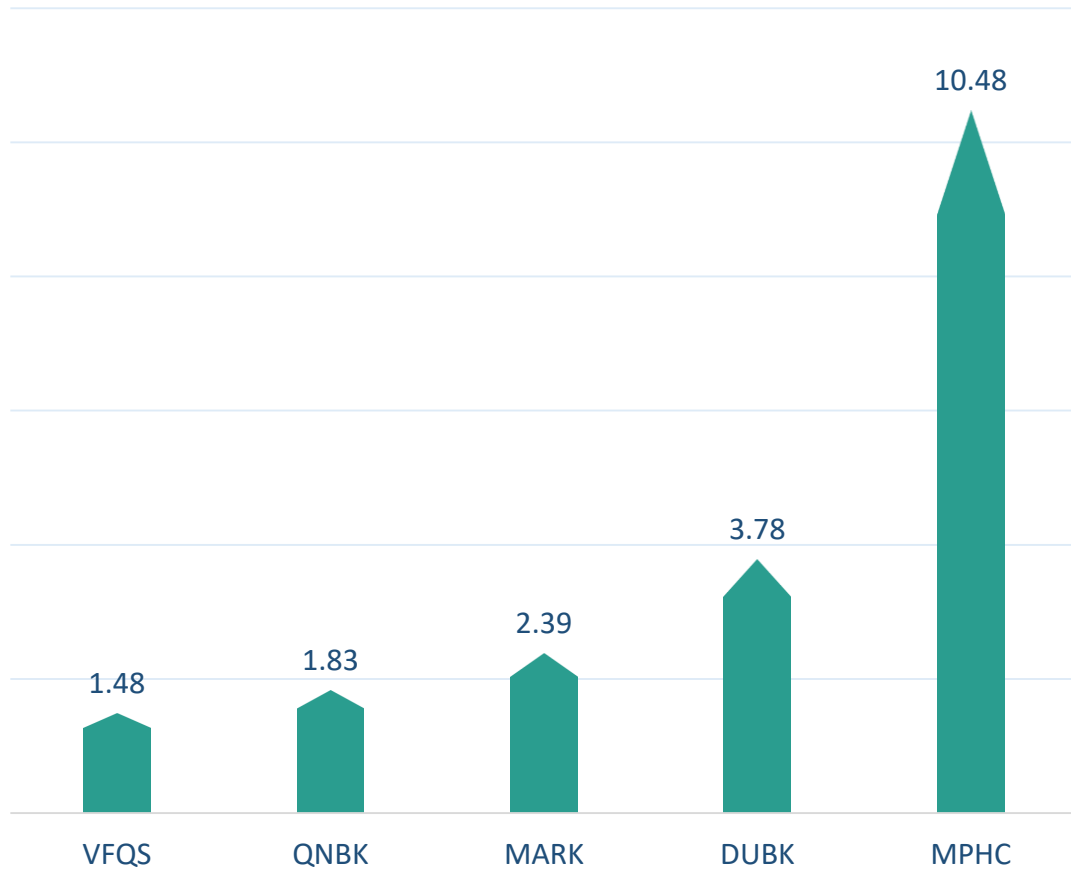
Nationality	Purchasing Value	Selling Value	Difference
Qataris	2,400.89	2,518.17	-117.27
GCC	418.81	391.87	26.95
Arab	293.29	304.20	-10.92
Foreigners	1,113.60	1,012.36	101.24
Total	4,226.60	4,226.60	0.00

In million QAR

Trading by nationality for the last Week

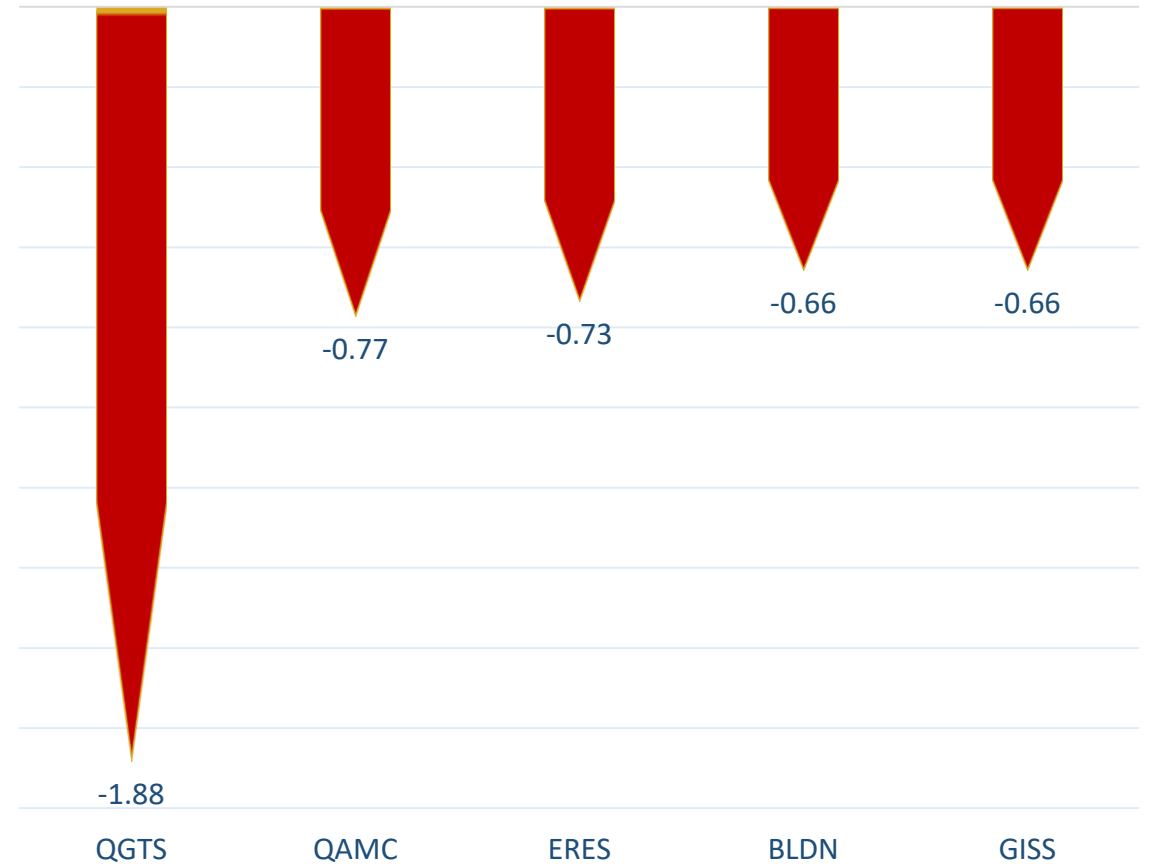
Nationality	Buy %	Sell %	Net
Qataris	56.81%	59.80%	-2.99%
GCC	9.91%	9.27%	0.64%
Arab	6.94%	7.20%	-0.26%
Foreigners	24.58%	21.95%	2.40%

Top 5 Companies bought (net) by **Foreigners** in the last session



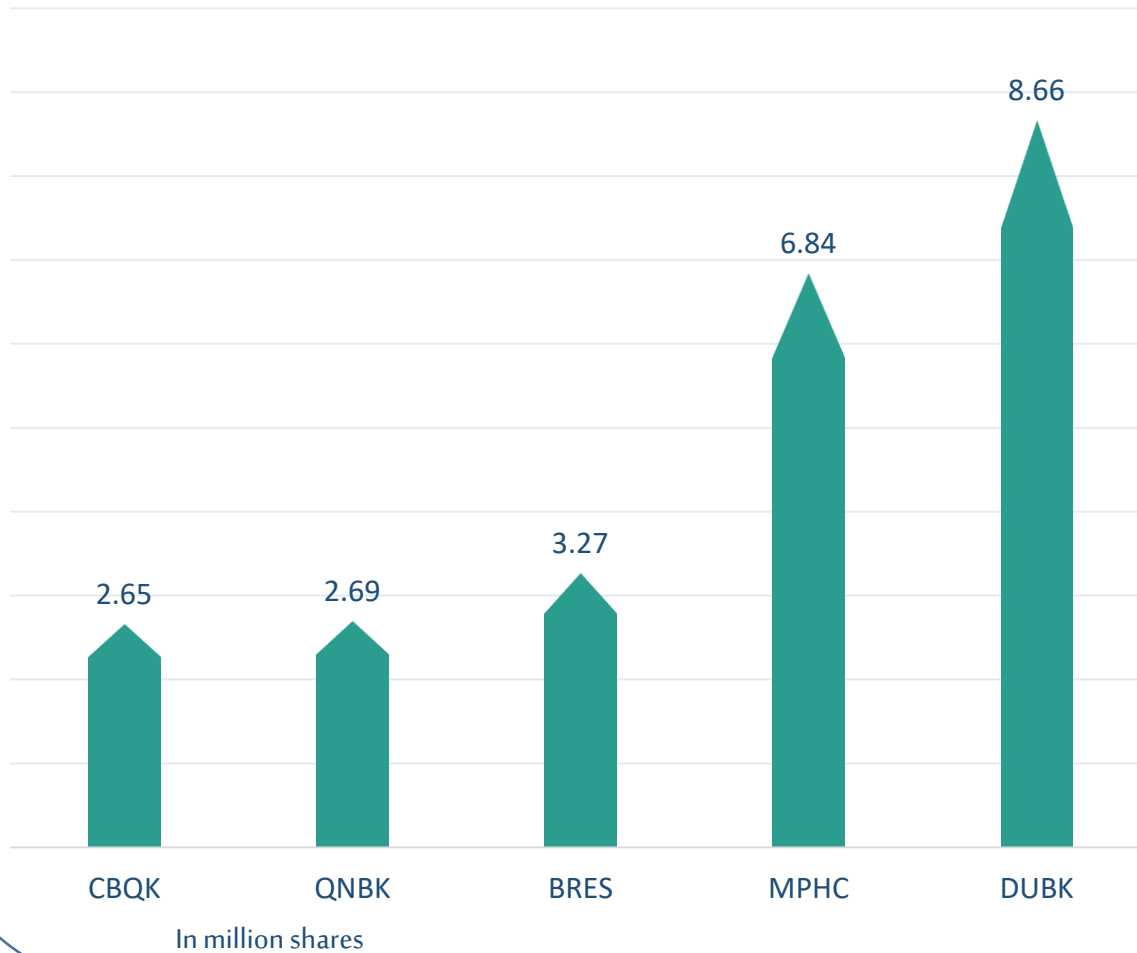
In million shares

Top 5 Companies sold (net) by **Foreigners** in the last session

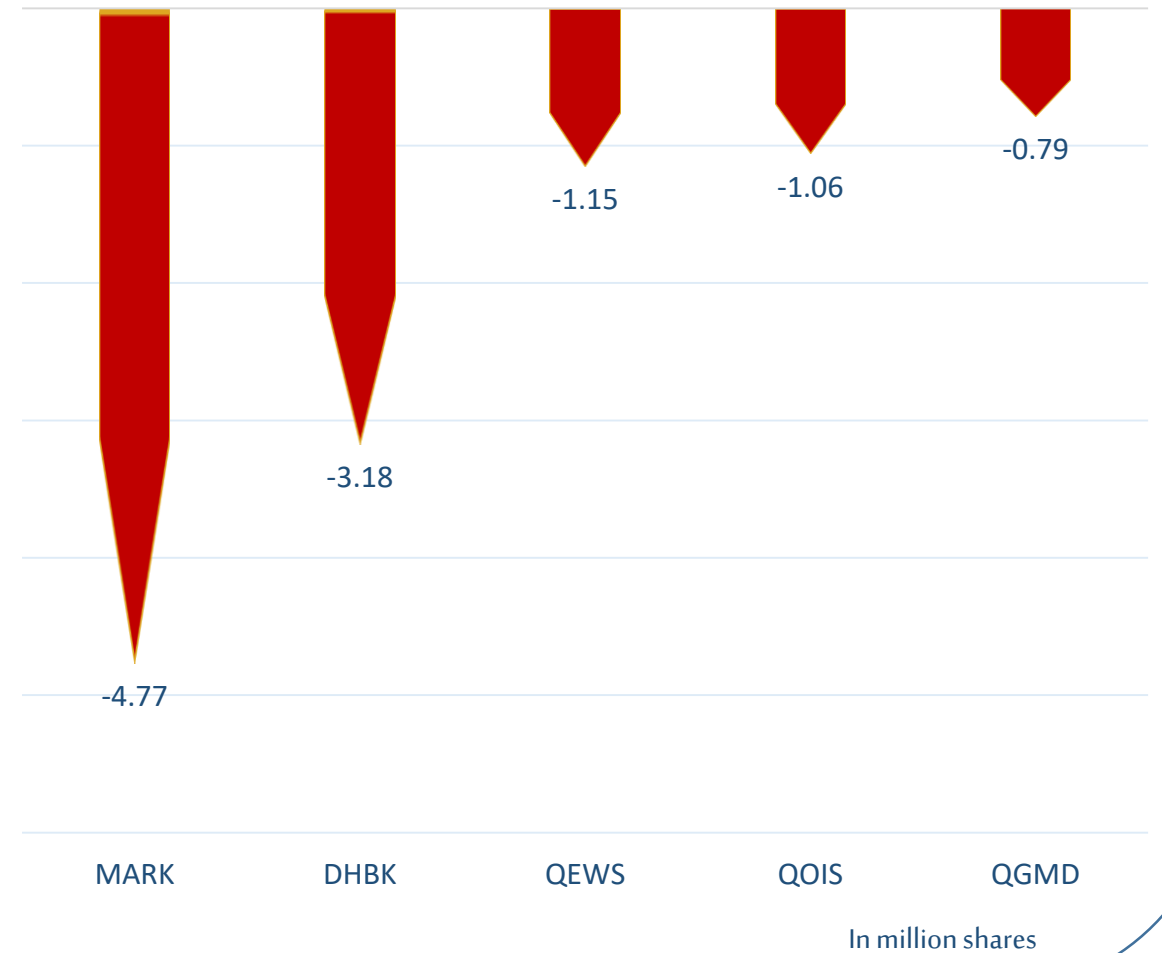


In million shares

Top 5 Companies bought (net) by **Foreigners** over the last 5 Sessions



Top 5 Companies sold (net) by **Foreigners** over the last 5 Sessions





The figures represent a change in the number of shares.

Daily Change: The net change between 29th and 28th of February trading sessions

Change for the last 5 sessions: The total daily net change for the last 5 sessions.

Change for the last 10 sessions: The total daily net change for the last 10 sessions.

Change for the last 20 sessions: The total daily net change for the last 20 sessions.

DISCLAIMER:

The information contained was obtained from various public sources believed to be reliable, but we do not guarantee its accuracy. Wasata Financial Securities makes no representations or warranties (express or implied) regarding the data and information provided and Wasata Financial Securities does not represent that the information content of this document is complete, or free from any error, not misleading, or fit for any particular purpose. This report document provides general information only. Neither the information nor any opinion expressed constitutes an offer or an invitation to make an offer, to buy or sell any securities or other investment products related to such securities or investments.

This report document contained is subject to change without prior notice. Wasata assumes no responsibility to update the information in this report document.



Prepared by Financial Advisory Department


وساطة
WASATA
للأوراق المالية
FINANCIAL SECURITIES

+974 44498880

ramzi.qasmieh@Wasata.qa