



Daily Report for Ownership Changes

4th of March 2024 Session

									4-Mar			
Company	Qatari				GCC				Foreigners			
	Daily Chg.	Last 5 Sessions Chg.	Last 10 Sessions Chg.	Last 20 Sessions Chg.	Daily Chg.	Last 5 Sessions Chg.	Last 10 Sessions Chg.	Last 20 Sessions Chg.	Daily Chg.	Last 5 Sessions Chg.	Last 10 Sessions Chg.	Last 20 Sessions Chg.
QNBK	188,222	-2,284,230	-4,138,209	-3,374,624	120	-99,180	-74,492	55,661	-188,342	2,383,410	4,212,701	3,318,963
QIBK	73,758	-1,227,224	-2,750,732	-4,998,656	0	-5,990	-157,807	-263,940	-73,758	1,233,214	2,908,539	5,262,596
CBQK	-204,402	-1,472,108	-5,206,220	-600,740	115,012	114,236	73,898	233,262	89,390	1,357,872	5,132,322	367,478
DHBK	391,026	1,915,453	4,612,328	921,872	0	-11,759	-139,461	-57,000	-391,026	-1,903,694	-4,472,867	-864,872
ABQK	-1,177	-10,911	-11,141	-23,708	0	0	0	5,000	1,177	10,911	11,141	18,708
QIKK	64,596	309,704	60,635	94,833	-4,240	-10,740	-49,790	-51,350	-60,356	-298,964	-10,845	-43,483
MARK	410,842	1,387,964	6,894,667	-1,554,509	-26,450	6,329	-205,324	-346,639	-384,392	-1,394,293	-6,689,343	1,901,148
DUBK	-1,636,293	-10,123,991	-12,450,413	-14,917,749	4,256	-2,237	-7,382	-47,242	1,632,037	10,126,228	12,457,795	14,964,991
QFBQ	-871,187	-944,540	-3,840,510	-2,410,772	0	0	-11,117	-343,246	871,187	944,540	3,851,627	2,754,018
NLCS	247,575	1,199,638	-935,370	-4,722,078	-80,600	-71,725	199,983	338,754	-166,975	-1,127,913	735,387	4,383,324
DBIS	-30,675	256,138	296,821	299,669	-56,228	-19,305	-105,799	-35,512	86,903	-236,833	-191,022	-264,157
QOIS	421,993	1,460,708	-398,225	-480,635	0	62	62	7,739	-421,993	-1,460,770	398,163	472,896
IHGS	-66,491	43,853	-50,747	28,300	0	0	-15,080	-4,080	66,491	-43,853	65,827	-24,220
ZHCD	-2,000	-4,335	-21,926	-40,596	0	0	0	-2,020	2,000	4,335	21,926	42,616
QGMD	-212,130	299,202	-124,094	-379,060	43,279	688,591	662,436	802,584	168,851	-987,793	-538,342	-423,524
SIIS	-921,783	-1,487,043	-2,421,963	-3,003,000	0	-1,357,995	-2,637,181	-2,548,252	921,783	2,845,038	5,059,144	5,551,252
BLDN	742,897	258,687	-755,310	-2,380,567	-40,556	-101,075	-88,376	-92,592	-702,341	-157,612	843,686	2,473,159
MCGS	92,617	-834,887	-771,124	-1,409,194	0	-1,000	-1,000	-1,000	-92,617	835,887	772,124	1,410,194
QCFS	0	0	0	11,571	0	0	0	0	0	0	0	-11,571
QFLS	29,017	378,543	233,242	1,164,869	-16,968	-161,400	-182,431	-147,811	-12,049	-217,143	-50,811	-1,017,058
WDAM	171,984	-264,706	-1,468,127	-1,796,835	-850	-6,108	10,421	27,582	-171,134	270,814	1,457,706	1,769,253
MCCS	138,834	-158,953	-648,418	-736,671	0	23,521	23,521	27,521	-138,834	135,432	624,897	709,150
MERS	-17,617	-13,662	-36,138	59,347	0	-627	-1,410	-1,410	17,617	14,289	37,548	-57,937
MEZA	-458,299	107,597	217,145	152,593	0	-5,813	-1,181	-5,830	458,299	-101,784	-215,964	-146,763
QIMD	-332,809	-368,146	-504,330	-549,557	0	0	-188,342	-188,342	332,809	368,146	692,672	737,899

									4-Mar			
Company	Qatari				GCC				Foreigners			
	Daily Chg.	Last 5 Sessions Chg.	Last 10 Sessions Chg.	Last 20 Sessions Chg.	Daily Chg.	Last 5 Sessions Chg.	Last 10 Sessions Chg.	Last 20 Sessions Chg.	Daily Chg.	Last 5 Sessions Chg.	Last 10 Sessions Chg.	Last 20 Sessions Chg.
QNCD	9,816	-528,673	-573,542	-839,845	0	31,084	-273,916	-238,395	-9,816	497,589	847,458	1,078,240
IQCD	52,949	426,117	1,856,412	7,354,485	-75,342	39,545	283,558	353,331	22,393	-465,662	-2,139,970	-7,707,816
QIGD	-103,186	494,962	825,598	83,801	-120,000	-154,365	-54,311	-32,867	223,186	-340,597	-771,287	-50,934
QEWS	112,642	1,195,050	1,274,717	1,608,274	0	25,110	25,110	27,110	-112,642	-1,220,160	-1,299,827	-1,635,384
AHCS	269,079	-1,392,692	-3,099,994	-7,604,453	0	105,160	222,532	259,201	-269,079	1,287,532	2,877,462	7,345,252
GISS	687,454	2,570,107	230,721	3,612,001	0	2,789	-341,802	-269,079	-687,454	-2,572,896	111,081	-3,342,922
MPHC	-4,514,410	-20,427,799	-17,472,977	-38,293,145	6,105	-493,511	-397,571	-526,801	4,508,305	20,921,310	17,870,548	38,819,946
IGRD	-129,689	278,539	-1,548,876	-1,136,211	0	0	250,000	250,000	129,689	-278,539	1,298,876	886,211
QAMC	674,624	693,937	-1,616,030	-7,607,191	91,490	154,136	86,786	-105,245	-766,114	-848,073	1,529,244	7,712,436
QATI	-19,378	-554,255	454,910	3,712,240	20,000	-2,490	11,831	-4,489	-622	556,745	-466,741	-3,707,751
DOHI	0	22,898	-239,772	-519,015	0	1,423	31,423	312,930	0	-24,321	208,349	206,085
QGRI	23,657	22,744	-21,518	-138,113	3,250	3,450	10,904	62,481	-26,907	-26,194	10,614	75,632
AKHI	203	-373,280	-41,244	58,421	39,411	39,411	45,163	-28,287	-39,614	333,869	-3,919	-30,134
QISI	-3,518	-65,347	-113,209	-100,315	0	0	5,000	5,000	3,518	65,347	108,209	95,315
BEMA	-46,519	-30,016	-33,536	-22,236	0	0	0	0	46,519	30,016	33,536	22,236
QLMI	166,700	431,870	644,476	2,296,021	0	9,419	9,419	9,419	-166,700	-441,289	-653,895	-2,305,440
UDCD	229,955	837,573	-1,951,411	1,625,362	0	-33,000	-32,900	-83,500	-229,955	-804,573	1,984,311	-1,541,862
BRES	690,694	-2,402,456	-4,315,144	-4,319,770	18,601	12,353	-30,656	-22,436	-709,295	2,390,103	4,345,800	4,342,206
ERES	655,238	51,891	512,823	-618,891	-39,000	77,695	100,594	834,699	-616,238	-129,586	-613,417	-215,808
MRDS	-456,605	-1,899,000	-526,927	1,616,229	-10,000	-355,177	-175,882	-425,143	466,605	2,254,177	702,809	-1,191,086
ORDS	231,207	241,114	1,658,282	2,636,351	0	-175,715	-335,841	-328,997	-231,207	-65,399	-1,322,441	-2,307,354
VFQS	1,758,899	714,043	930,507	8,038,425	0	311,050	352,606	733,823	-1,758,899	-1,025,093	-1,283,113	-8,772,248
QNNS	105,860	-174,923	-508,609	-1,049,458	-12,406	-32,500	-458,000	-457,016	-93,454	207,423	966,609	1,506,474
GWCS	114,490	251,469	-1,481,727	-2,365,175	0	215	-7,762	-27,257	-114,490	-251,684	1,489,489	2,392,432
QGTS	706,369	-249,489	-1,556,529	-19,647,605	0	-101,478	-225,779	-713,305	-706,369	350,967	1,782,308	20,360,910

Trading values by nationality for the last Session

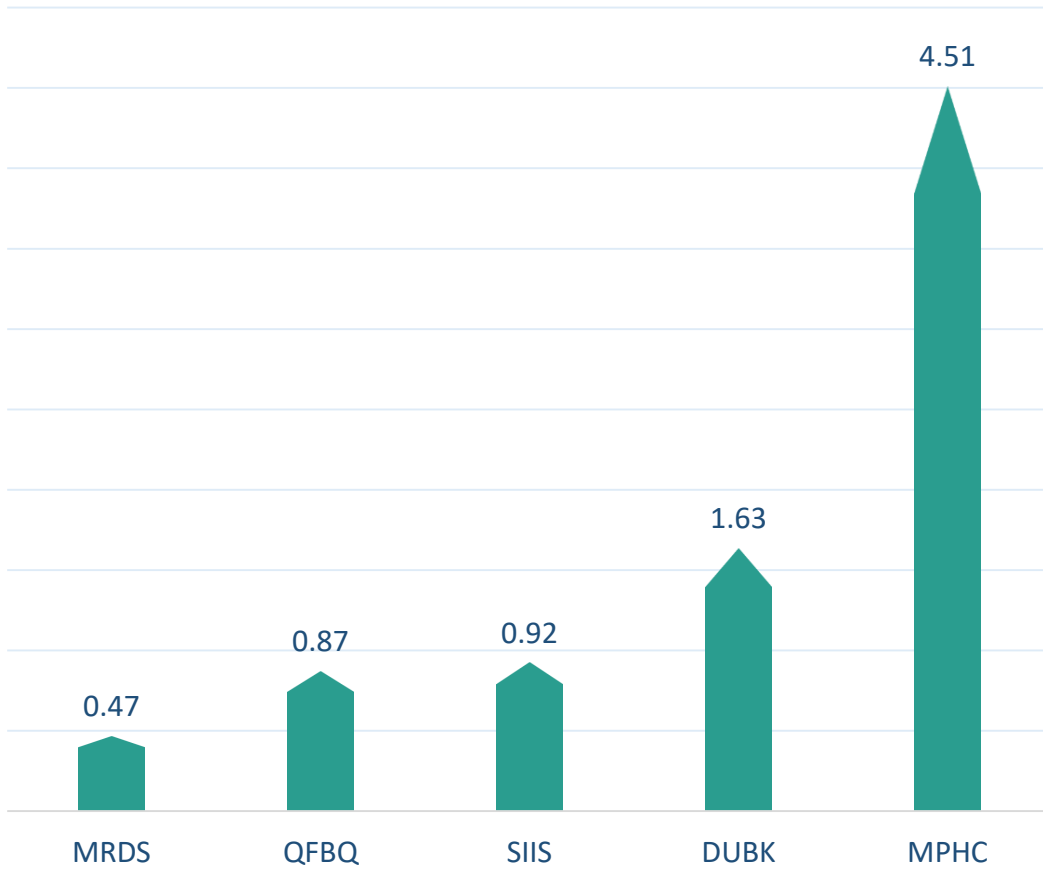
Nationality	Purchasing Value	Selling Value	Difference
Qataris	397.36	390.38	6.98
GCC	5.96	7.26	-1.30
Arab	52.66	56.57	-3.92
Foreigners	89.55	91.33	-1.78
Total	545.53	545.53	0.00

In million QAR

Trading by nationality for the last Session

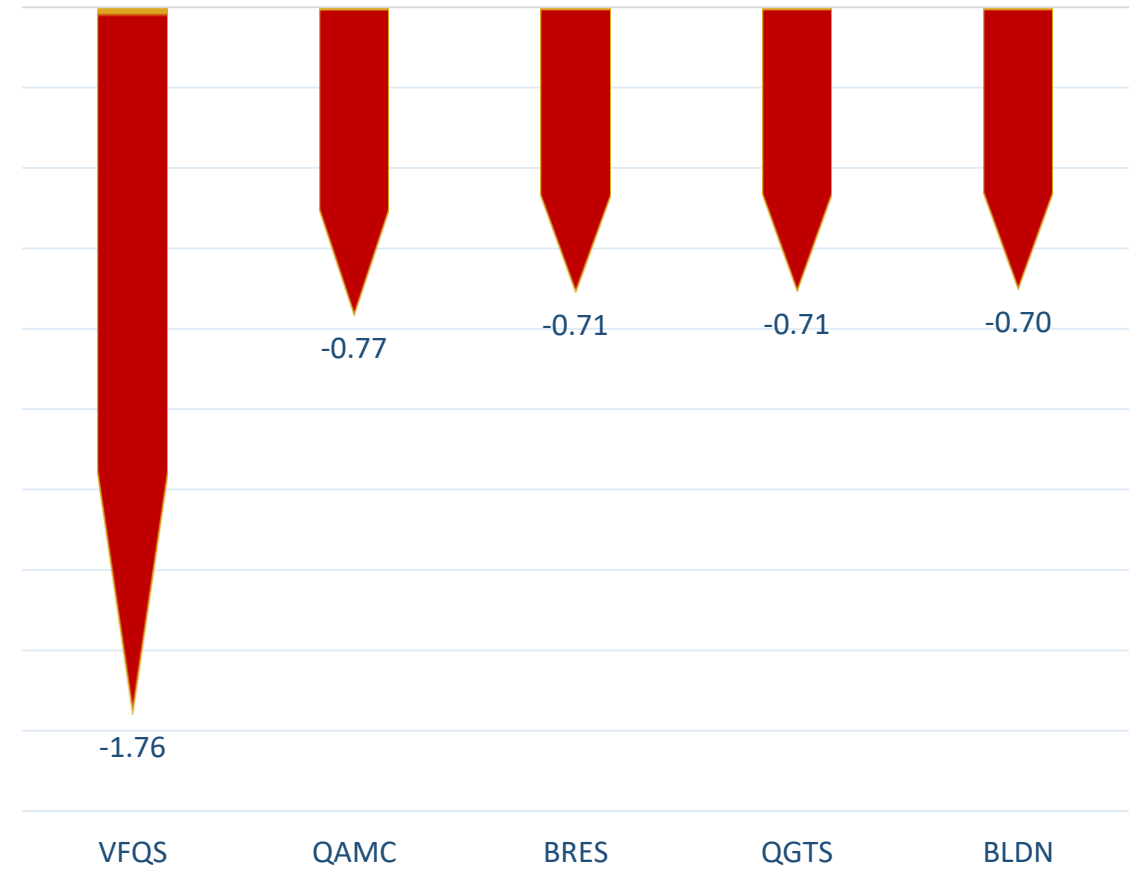
Nationality	Buy %	Sell %	Net
Qataris	72.84%	71.56%	1.28%
GCC	1.09%	1.33%	-0.24%
Arab	9.65%	10.37%	-0.72%
Foreigners	24.58%	21.95%	-0.33%

Top 5 Companies bought (net) by **Foreigners** in the last session



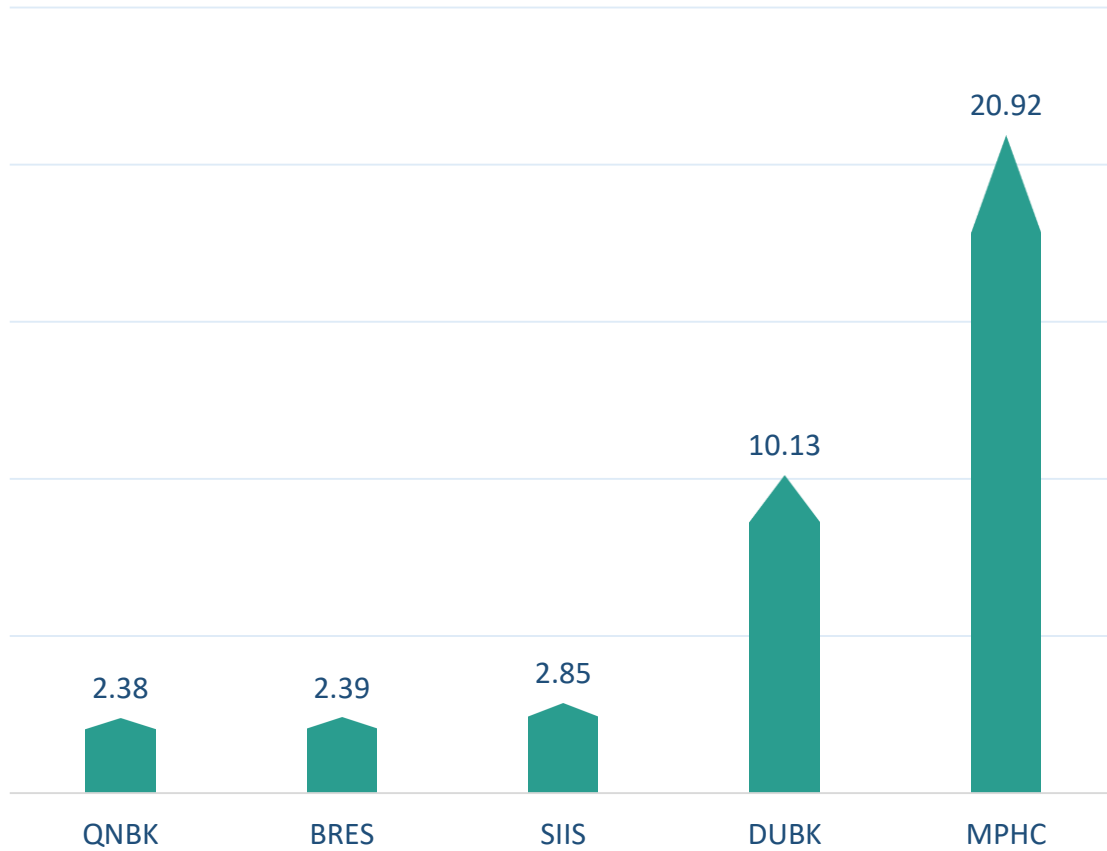
In million shares

Top 5 Companies sold (net) by **Foreigners** in the last session



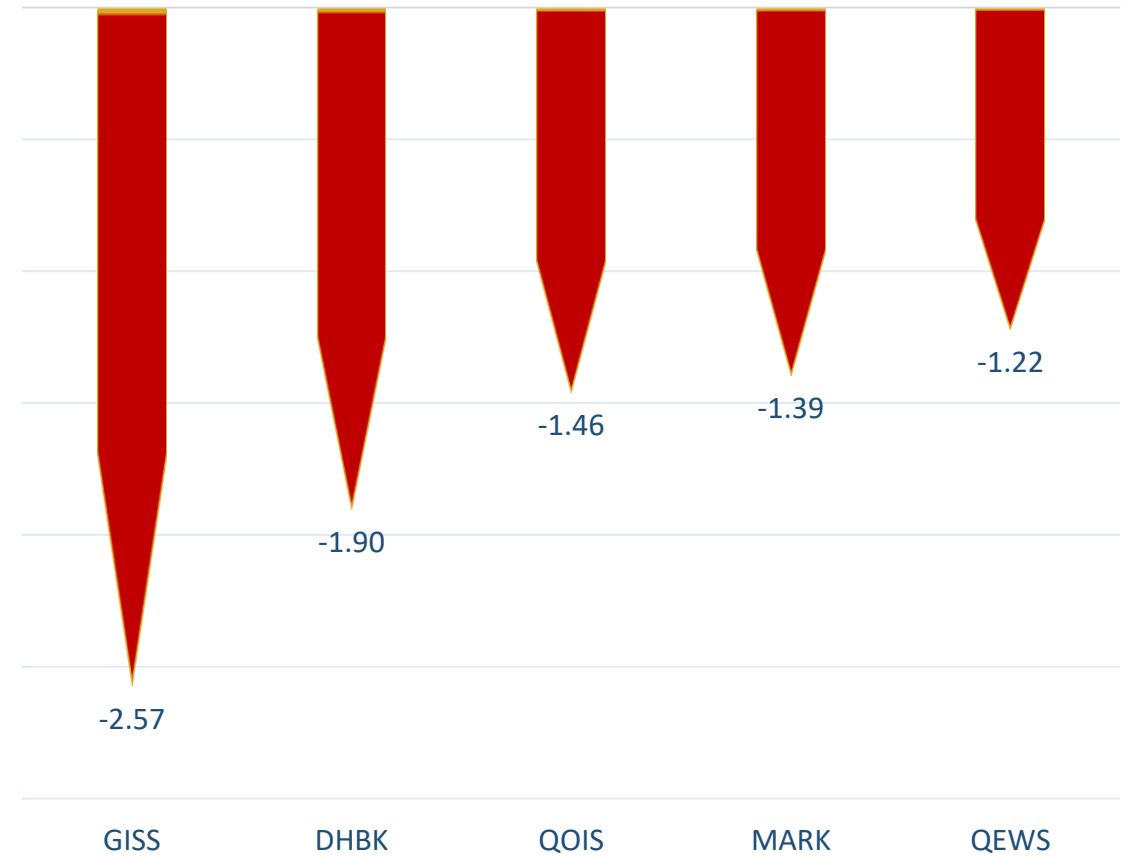
In million shares

Top 5 Companies bought (net) by **Foreigners** over the last 5 Sessions



In million shares

Top 5 Companies sold (net) by **Foreigners** over the last 5 Sessions



In million shares



The figures represent a change in the number of shares.

Daily Change: The net change between 4th March and 29th of February trading sessions

Change for the last 5 sessions: The total daily net change for the last 5 sessions.

Change for the last 10 sessions: The total daily net change for the last 10 sessions.

Change for the last 20 sessions: The total daily net change for the last 20 sessions.

DISCLAIMER:

The information contained was obtained from various public sources believed to be reliable, but we do not guarantee its accuracy. Wasata Financial Securities makes no representations or warranties (express or implied) regarding the data and information provided and Wasata Financial Securities does not represent that the information content of this document is complete, or free from any error, not misleading, or fit for any particular purpose. This report document provides general information only. Neither the information nor any opinion expressed constitutes an offer or an invitation to make an offer, to buy or sell any securities or other investment products related to such securities or investments.

This report document contained is subject to change without prior notice. Wasata assumes no responsibility to update the information in this report document.



Prepared by Financial Advisory Department


للأوراق المالية
FINANCIAL SECURITIES

+974 44498880

ramzi.qasmieh@Wasata.qa