



وساطة

WASATA

للأوراق المالية

FINANCIAL SECURITIES

Daily Report for Ownership Changes  
21st of March 2024 Session

Company	Qatari				GCC				Foreigners			
	Daily Chg.	Last 5 Sessions chg.	Last 10 Sessions chg.	Last 20 Sessions chg.	Daily Chg.	Last 5 Sessions chg.	Last 10 Sessions chg.	Last 20 Sessions chg.	Daily Chg.	Last 5 Sessions chg.	Last 10 Sessions chg.	Last 20 Sessions chg.
QNBK	-463 906	818 058	170 544	-2 604 194	0	0	-13 166	49 890	463 906	-818 058	-157 378	2 554 304
QIBK	3 481	-494 498	-456 558	-1 597 090	0	-171	3 329	-89 465	-3 481	494 669	453 229	1 686 555
CBQK	879 984	145 322	277 419	-4 400 015	0	215 625	203 625	296 723	-879 984	-360 947	-481 044	4 103 292
DHBK	-6 132 774	-8 444 762	-14 122 361	-11 491 511	5 000	894 697	1 209 713	1 100 254	6 127 774	7 550 065	12 912 648	10 391 257
ABQK	0	-6 133	-15 243	34 071	0	0	0	0	0	6 133	15 243	-34 071
QIKK	-91 249	86 406	-290 616	1 108 823	14 030	19 525	19 525	6 585	77 219	-105 931	271 091	-1 115 408
MARK	-522 539	-1 888 622	-979 217	14 928 801	-7 670	99 772	212 479	116 181	530 209	1 788 850	766 738	-15 044 982
DUBK	537 473	524 660	1 269 393	-12 424 971	-730	-2 230	56 506	41 769	-536 743	-522 430	-1 325 899	12 383 202
QFBQ	-178 984	50 947	-874 197	-3 784 397	-22 700	0	-319	0	201 684	-50 947	874 516	3 784 397
NLCS	52 671	-911 182	1 839 557	556 812	0	-24 542	-35 485	-55 986	-52 671	935 724	-1 804 072	-500 826
DBIS	55 643	-260 846	-595 110	-586 900	0	0	0	-19 305	-55 643	260 846	595 110	606 205
QOIS	-180 000	229 622	-422 309	-1 313 072	0	-24 404	0	-30 981	180 000	-205 218	422 309	1 344 053
HHGS	-27 901	124 187	225 451	-38 499	0	0	0	-15 080	27 901	-124 187	-225 451	53 579
ZHCD	-12 805	-47 935	-60 933	-60 531	0	0	0	0	12 805	47 935	60 933	60 531
QGMD	42 251	-909 995	-1 638 915	-1 801 801	-27 844	-51 559	-69 605	453 719	-14 407	961 554	1 708 520	1 348 082
SIIS	-282 178	-515 672	737 454	1 211 344	0	10 612	-37 855	-2 181 228	282 178	505 060	-699 599	969 884
BLDN	1 321 646	3 107 726	-1 056 941	-2 566 254	-12 662	102 459	119 668	-17 407	-1 308 984	-3 210 185	937 273	2 583 661
MCGS	577 418	-42 805	-1 201 780	-2 147 264	35 891	35 891	36 891	35 891	-613 309	6 914	1 164 889	2 111 373
QCFS	0	0	473	473	0	0	0	0	0	0	-473	-473
QFLS	33 570	719 339	-63 063	888 107	0	1 305	-165 771	-331 171	-33 570	-720 644	228 834	-556 936
WDAM	243 821	-335 873	-1 520 345	-3 199 098	0	-28 065	2 935	107 250	-243 821	363 938	1 517 410	3 091 848
MCCS	-32 591	-119 661	-253 983	-790 096	-11 107	-11 107	-21 703	-553	43 698	130 768	275 686	790 649
MERS	15 648	17 132	108 884	167 094	-42	959	4 037	3 910	-15 606	-18 091	-112 921	-171 004
MEZA	-510 614	-2 251 355	-5 980 400	-6 099 567	11 788	26 743	19 611	18 451	498 826	2 224 612	5 960 789	6 081 116
QIMD	-45 738	168 945	148 907	39 937	0	-3 500	-3 500	-314 842	45 738	-165 445	-145 407	274 905

Company	Qatari				GCC				Foreigners			
	Daily Chg.	Last 5 Sessions chg.	Last 10 Sessions chg.	Last 20 Sessions chg.	Daily Chg.	Last 5 Sessions chg.	Last 10 Sessions chg.	Last 20 Sessions chg.	Daily Chg.	Last 5 Sessions chg.	Last 10 Sessions chg.	Last 20 Sessions chg.
QONCD	-2 476	379 001	-27 385	-347 933	0	-52 650	-51 140	-21 906	2 476	-326 351	78 525	369 839
IQCD	251 553	413 679	2 756 101	5 097 789	-500	-49 967	23 658	118 112	-251 053	-363 712	-2 779 759	-5 215 901
QIGD	164 520	-581 950	689 661	-461 094	0	-17 752	-30 982	-93 117	-164 520	599 702	-658 679	554 211
QEWS	-132 670	286 210	-1 183 366	715 508	0	2 669	52 909	79 019	132 670	-288 879	1 130 457	-794 527
AHCS	-49 813	760 692	301 943	-2 099 953	0	20 000	20 000	8 921	49 813	-780 692	-321 943	2 091 032
GISS	-325 890	149 665	2 083 847	1 943 928	-28 400	-30 255	-51 255	-120 466	354 290	-119 410	-2 032 592	-1 823 462
MPHC	-1 973 327	-13 344 089	-32 681 164	-52 413 117	23 892	39 192	-384 305	-791 771	1 949 435	13 304 897	33 065 469	53 204 888
IGRD	28 337	-171 634	-698 521	-1 736 370	0	227 000	229 372	229 372	-28 337	-55 366	469 149	1 506 998
QAMC	-740 704	-819 544	-1 306 587	-1 864 223	-4 000	-329 559	-39 559	30 737	744 704	1 149 103	1 346 146	1 833 486
QATI	-14 034	-770 971	-952 115	-1 358 295	30 000	-4 500	30 000	-470 000	-15 966	775 471	922 115	1 828 295
DOHI	81 684	139 295	131 753	-16 879	0	180 000	200 845	232 268	-81 684	-319 295	-332 598	-215 389
QGRI	0	121 543	177 252	211 190	-500	-110 600	-108 225	-51 676	500	-10 943	-69 027	-159 514
AKHI	130 322	372 303	-99 693	-726 969	-60 000	-97 024	-74 411	-60 000	-70 322	-275 279	174 104	786 969
QISI	-76 260	-201 662	-301 294	-480 527	10 064	15 064	20 064	55 064	66 196	186 598	281 230	425 463
BEMA	-2 360	49 427	59 656	22 424	0	0	-26 284	0	2 360	-49 427	-33 372	-22 424
QLMI	-179 866	-182 266	-427 651	488 638	0	18	18	18	179 866	182 248	427 633	-488 656
UDCD	57 628	-2 338 546	-11 786 727	-14 045 858	0	0	11 870	11 870	-57 628	2 338 546	11 774 857	14 033 988
BRES	502 471	-2 293 152	-5 922 836	-8 809 000	0	2 177	-117 552	-103 442	-502 471	2 290 975	6 040 388	8 912 442
ERES	-232 408	507 770	4 544 356	4 881 715	4 963	3 463	-41 537	139 166	227 445	-511 233	-4 502 819	-5 020 881
MRDS	-1 843 399	-2 205 663	-2 294 354	621 532	25 000	137 339	162 122	-144 469	1 818 399	2 068 324	2 132 232	-477 063
ORDS	-148 349	-768 928	-4 196 620	-3 632 056	0	-579	21	-213 233	148 349	769 507	4 196 599	3 845 289
VFQS	-35 737	2 285 905	-1 192 012	-650 532	-100 000	1 625	-28 375	362 231	135 737	-2 287 530	1 220 387	288 301
QNN5	1 127 827	1 247 512	397 522	-97 786	0	-500	-1 000	-458 050	-1 127 827	-1 247 012	-396 522	555 836
GWCS	-34 500	-685 100	120 230	30 416	0	0	0	215	34 500	685 100	-120 230	-30 631
QGT5	111 012	-2 485 230	-1 410 286	-363 953	-7 850	41 735	-341 067	-611 252	-103 162	2 443 495	1 751 353	975 205

### Insider Trading for the Last Week

Company	Bought	Sold	Net
UDCD	2,915,845	0	2,915,845
MARK	1,680,900	0	1,680,900
DHBK	726,166	0	726,166
QGTS	300,696	0	300,696
QNB	15,000	0	15,000
AKHI	100,000	0	100,000
QGRI	100	100	0
QEWS	3,390	6,953	-3,563
MPHC	0	33,320	-33,320
MKDM	0	52,500	-52,500
BRES	0	124,641	-124,641

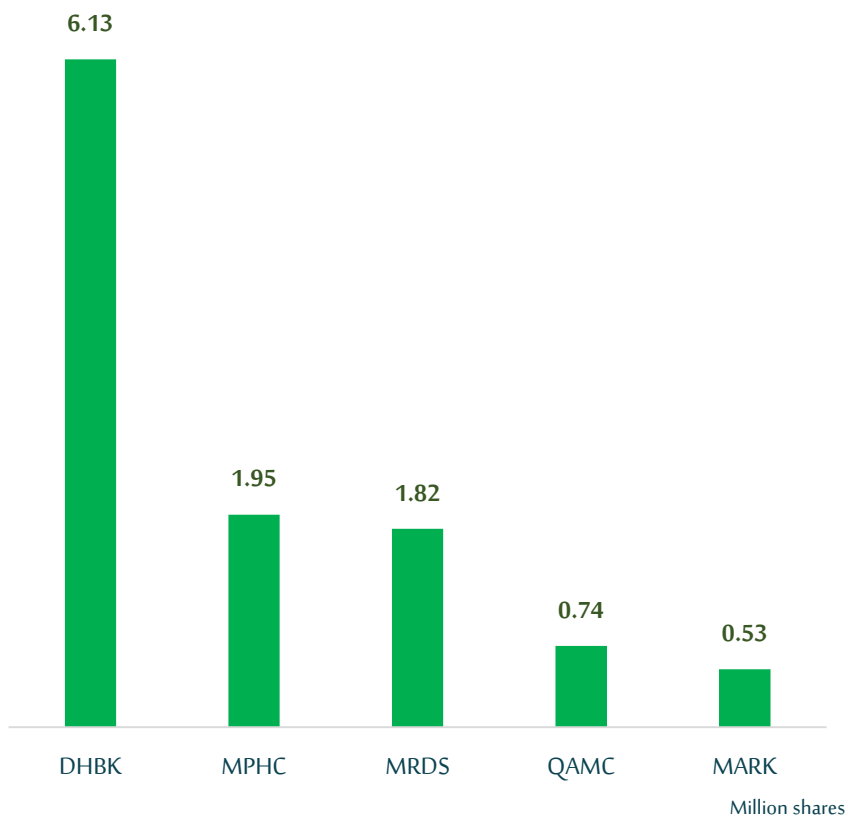
### Trading values by nationality for the last week (Million QAR)

	Bought	Sold	Net traded value
<b>Qatari</b>	1 382,36	1 421,99	-39,63
<b>GCC</b>	54,04	75,53	-21,49
<b>Arab</b>	149,86	149,19	0,67
<b>Foreigners</b>	399,67	339,22	60,45
<b>Total</b>	1 985,93	1 985,93	0,00

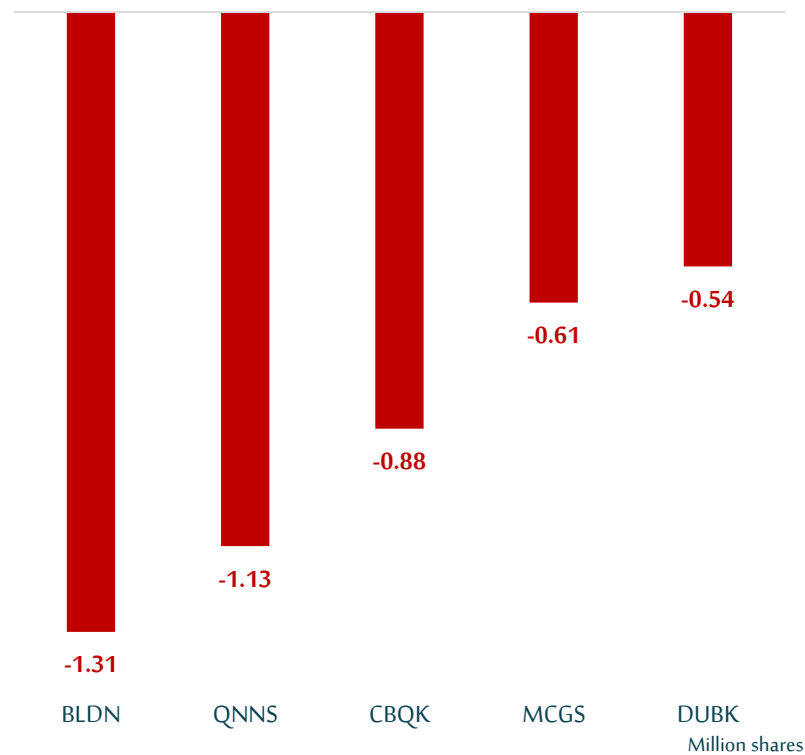
### Trading percentage by nationality for the last week

	Bought	Sold	Net traded
<b>Qatari</b>	69,61%	71,60%	-2,00%
<b>GCC</b>	2,72%	3,80%	-1,08%
<b>Arab</b>	7,55%	7,51%	0,03%
<b>Foreigners</b>	20,13%	17,08%	3,04%
<b>Total</b>	100,00%	100,00%	0,00%

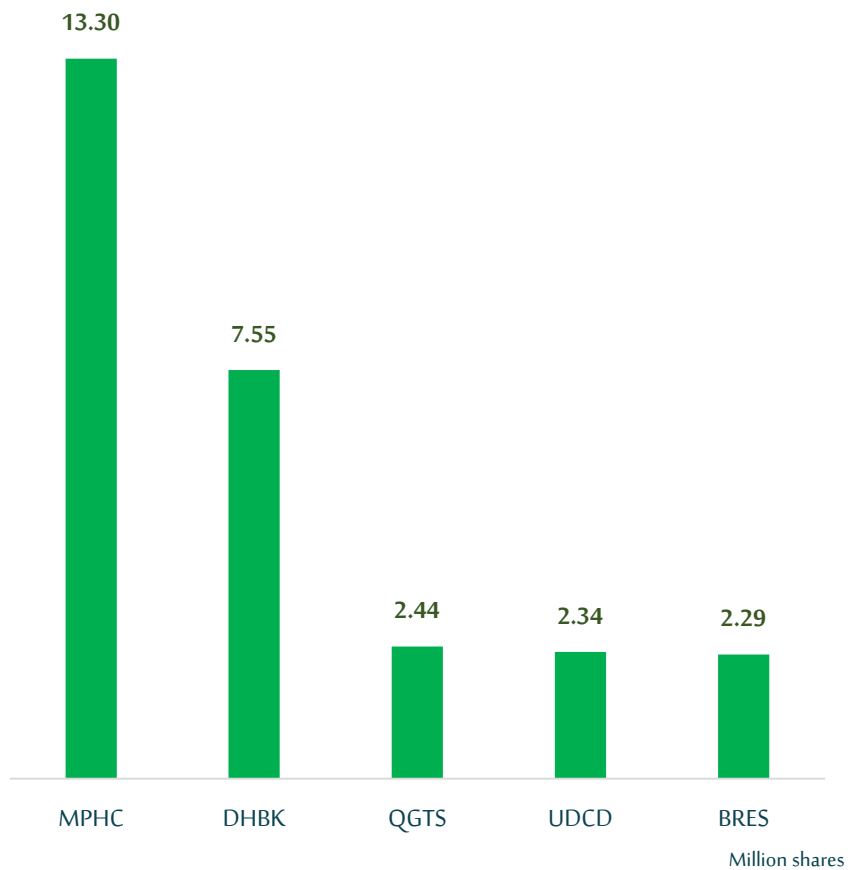
Top 5 Companies bought (net) by foreigners in the last session



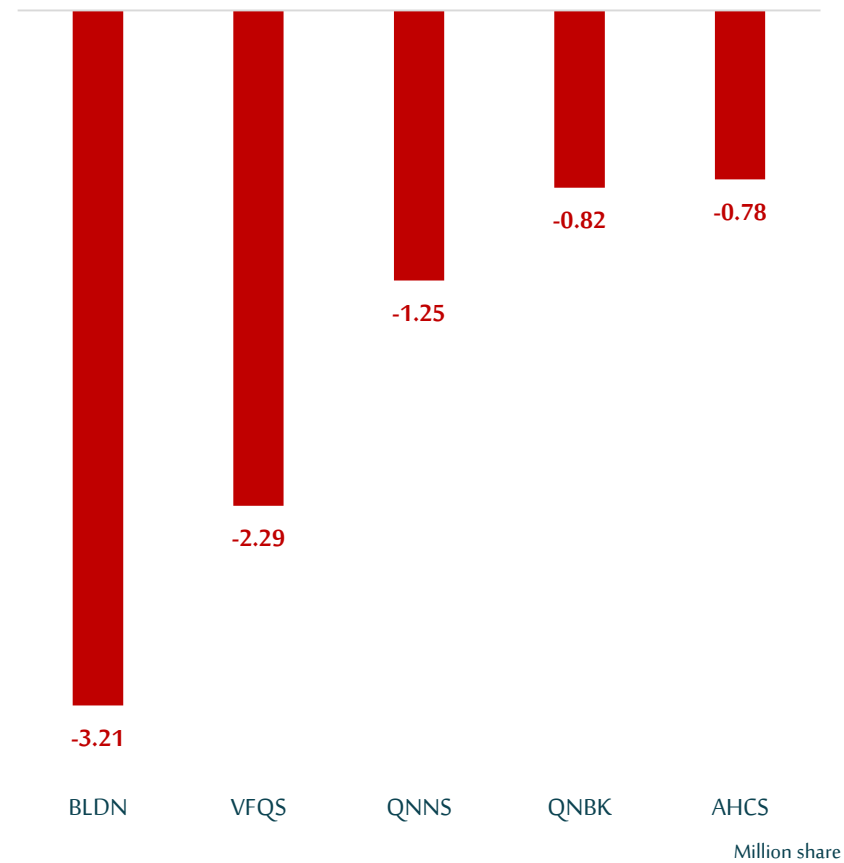
Top 5 companies sold (net) by foreigners in the last session



Top 5 companies bought (net) by foreigners over the last 5 sessions



Top 5 companies sold (net) by foreigners over the last 5 sessions






- The figures represent a change in the number of shares.
- Daily Change: The net change between 21<sup>st</sup> and 20<sup>th</sup> of March trading sessions
- Change for the last 5 sessions: The total daily net change for the last 5 sessions.
- Change for the last 10 sessions: The total daily net change for the last 10 sessions.
- Change for the last 20 sessions: The total daily net change for the last 20 sessions.

**DISCLAIMER:**

The information contained was obtained from various public sources believed to be reliable, but we do not guarantee its accuracy. Wasata Financial Securities makes no representations or warranties (express or implied) regarding the data and information provided and Wasata Financial Securities does not represent that the information content of this document is complete, or free from any error, not misleading, or fit for any particular purpose. This report document provides general information only. Neither the information nor any opinion expressed constitutes an offer or an invitation to make an offer, to buy or sell any securities or other investment products related to such securities or investments.

This report document contained is subject to change without prior notice. Wasata assumes no responsibility to update the information in this report document.



Prepared by Financial Advisory Department