



وساطة
WASATA

للأوراق المالية
FINANCIAL SECURITIES

Daily Report for Ownership Changes
24th of March 2024 Session

Company	Qatari				GCC				Foreigners			
	Daily Chg.	Last 5 Sessions chg.	Last 10 Sessions chg.	Last 20 Sessions chg.	Daily Chg.	Last 5 Sessions chg.	Last 10 Sessions chg.	Last 20 Sessions chg.	Daily Chg.	Last 5 Sessions chg.	Last 10 Sessions chg.	Last 20 Sessions chg.
QNBK	170 007	-190 884	704 112	-1 682 902	-440	-440	-11 951	49 215	-169 567	191 324	-692 161	1 633 687
QIBK	-333 539	-843 327	-873 005	-1 349 359	217 202	217 031	220 531	279 437	116 337	626 296	652 474	1 069 922
CBQK	-111 419	-679 327	467 228	-3 801 076	10 000	205 625	213 625	316 723	101 419	473 702	-680 853	3 484 353
DHBK	-999 907	-5 317 151	-13 683 966	-12 301 540	0	88 909	1 155 011	1 160 254	999 907	5 228 242	12 528 955	11 141 286
ABQK	-123 253	-129 386	-128 596	-148 502	116 661	116 661	116 661	116 661	6 592	12 725	11 935	31 841
QIHK	-101 816	-18 962	-484 015	1 083 779	58 715	74 240	78 240	65 300	43 101	-55 278	405 775	-1 149 079
MARK	145 920	-1 006 024	-5 067 872	6 122 042	-19 256	84 871	83 740	122 305	-126 664	921 153	4 984 132	-6 244 347
DUBK	198 589	690 291	1 365 965	-11 398 091	0	-3 230	58 949	51 769	-198 589	-687 061	-1 424 914	11 346 322
QFBQ	-181 234	-200 606	-1 122 040	-3 619 234	0	0	0	0	181 234	200 606	1 122 040	3 619 234
NLCS	724 147	-967 175	4 556 011	2 086 218	0	17 558	-51 160	24 014	-724 147	949 617	-4 504 851	-2 110 232
DBIS	-67 904	-326 821	-642 040	-492 572	50 503	50 503	50 503	31 198	17 401	276 318	591 537	461 374
QOIS	0	215 431	-414 087	557 551	0	-24 404	-24 404	-30 981	0	-191 027	438 491	-526 570
IHGS	-101 414	20 319	112 163	-172 891	0	0	0	-15 080	101 414	-20 319	-112 163	187 971
ZHCD	2 307	-30 022	-54 673	-51 446	0	0	0	0	-2 307	30 022	54 673	51 446
QGMD	-4 822	-865 353	-1 545 948	-1 612 067	0	-51 559	-108 594	597 656	4 822	916 912	1 654 542	1 014 411
SIIS	181 554	-314 858	698 971	842 847	0	0	145 974	-1 081 228	-181 554	314 858	-844 945	238 381
BLDN	136 208	3 787 310	708 591	-1 784 565	-25 582	51 295	94 086	-86 989	-110 626	-3 838 605	-802 677	1 871 554
MCGS	-330 031	-23 717	-1 058 947	-2 607 011	6 962	42 853	43 853	42 853	323 069	-19 136	1 015 094	2 564 158
QCFS	0	0	473	473	0	0	0	0	0	0	-473	-473
QFLS	-32 961	714 814	-105 304	691 760	14 600	15 905	-151 171	-314 571	18 361	-730 719	256 475	-377 189
WDAM	-124 159	-355 868	-1 728 218	-3 188 323	256	-21 809	-34 809	107 506	123 903	377 677	1 763 027	3 080 817
MCCS	-53 400	-238 471	-295 725	-311 345	3 659	-7 448	-29 151	3 106	49 741	245 919	324 876	308 239
MERS	-4 696	9 698	110 314	185 247	136	1 095	4 173	4 046	4 560	-10 793	-114 487	-189 293
MEZA	-633 566	-2 656 000	-6 274 137	-6 873 513	3 696	30 439	23 307	22 147	629 870	2 625 561	6 250 830	6 851 366
QIMD	-122 633	21 991	39 276	-282 335	13 414	9 914	9 914	-113 086	109 219	-31 905	-49 190	395 421

Company	Qatari				GCC				Foreigners			
	Daily Chg.	Last 5 Sessions chg.	Last 10 Sessions chg.	Last 20 Sessions chg.	Daily Chg.	Last 5 Sessions chg.	Last 10 Sessions chg.	Last 20 Sessions chg.	Daily Chg.	Last 5 Sessions chg.	Last 10 Sessions chg.	Last 20 Sessions chg.
QNCD	-8 700	418 531	-18 672	-387 426	262	-52 388	-50 878	-21 644	8 438	-366 143	69 550	409 070
IQCD	-418 117	14 877	2 074 710	4 049 257	45 697	-4 270	19 244	121 085	372 420	-10 607	-2 093 954	-4 170 342
QIGD	95 096	-708 129	533 552	-159 665	325	-17 427	-67 657	-128 792	-95 421	725 556	-465 895	288 457
QEWS	-41 581	277 344	-876 555	615 162	6 875	9 544	9 784	85 894	34 706	-286 888	866 771	-701 056
AHCS	15 727	-184 266	329 514	-1 974 175	0	20 000	20 000	68 921	-15 727	164 266	-349 514	1 905 254
GISS	362 816	-87 178	2 102 932	2 059 830	1 214	-9 041	-53 041	-113 252	-364 030	96 219	-2 049 891	-1 946 578
MPHC	-1 389 969	-13 791 649	-31 949 577	-52 809 700	0	38 691	-367 308	-805 104	1 389 969	13 752 958	32 316 885	53 614 804
IGRD	-203 164	-126 333	-821 745	-1 544 675	0	54 000	229 372	229 372	203 164	72 333	592 373	1 315 303
QAMC	-536 609	274 543	-1 123 842	-1 672 260	0	-78 898	-39 559	28 737	536 609	-195 645	1 163 401	1 643 523
QATI	10 248	-393 297	-930 696	-1 370 376	4 800	34 800	34 800	-465 200	-15 048	358 497	895 896	1 835 576
DOHI	125 883	291 821	242 636	226 460	12 642	182 642	213 487	214 910	-138 525	-474 463	-456 123	-441 370
QGRI	24 150	146 593	190 043	312 502	-4 000	-115 600	-113 600	-105 732	-20 150	-30 993	-76 443	-206 770
AKHI	-21 984	442 317	-52 072	-665 536	26 058	-70 966	-85 377	-33 942	-4 074	-371 351	137 449	699 478
QISI	-16 384	-139 071	-298 296	-449 323	0	10 064	20 064	50 064	16 384	129 007	278 232	399 259
BEMA	-559	47 812	45 842	21 865	0	0	0	0	559	-47 812	-45 842	-21 865
QLMI	244	-182 022	-152 020	261 540	0	0	18	18	-244	182 022	152 002	-261 558
UDCD	806 583	-943 555	-10 579 177	-13 169 630	0	0	11 870	11 870	-806 583	943 555	10 567 307	13 157 760
BRES	-438 796	-899 596	-6 473 688	-8 602 702	25 917	28 094	-72 906	-77 525	412 879	871 502	6 546 594	8 680 227
ERES	-558 790	-975 288	2 986 183	4 464 980	21 500	26 463	19 963	97 658	537 290	948 825	-3 006 146	-4 562 638
MRDS	-3 148 076	-6 118 994	-7 019 476	-3 716 787	85 440	90 440	247 562	32 971	3 062 636	6 028 554	6 771 914	3 683 816
ORDS	-770 743	-1 527 252	-3 549 411	-4 717 917	0	-579	21	-185 694	770 743	1 527 831	3 549 390	4 903 611
VFQS	-57 473	2 168 990	-1 942 395	-262 244	0	1 625	-28 375	356 031	57 473	-2 170 615	1 970 770	-93 787
QNNS	-132 037	1 295 406	303 835	-79 280	34 843	34 343	33 843	2 793	97 194	-1 329 749	-337 678	76 487
GWCS	-280 137	-824 881	-11 721	-262 944	631	631	631	846	279 506	824 250	11 090	262 098
QGTS	-239 777	-1 632 195	-1 473 672	-1 368 939	866	42 601	-340 201	-571 658	238 911	1 589 594	1 813 873	1 940 597

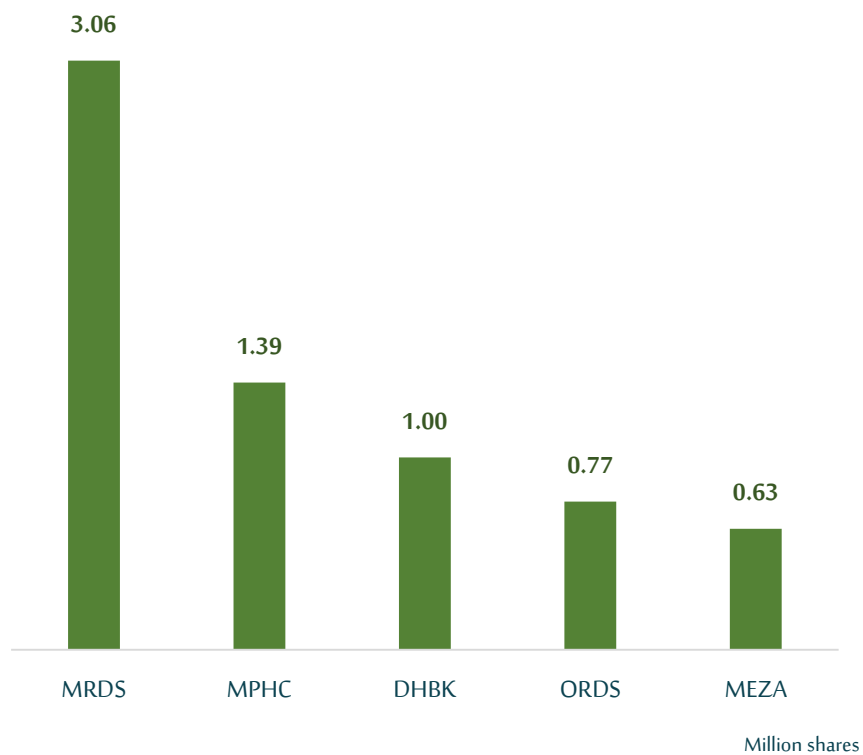
Trading values by nationality for the last session (Million QAR)

	Bought	Sold	Net traded value
Qatari	202,06	230,41	-28,36
GCC	12,58	3,01	9,56
Arab	25,14	27,29	-2,15
Foreigners	35,15	14,20	20,95
Total	274,92	274,92	0,00

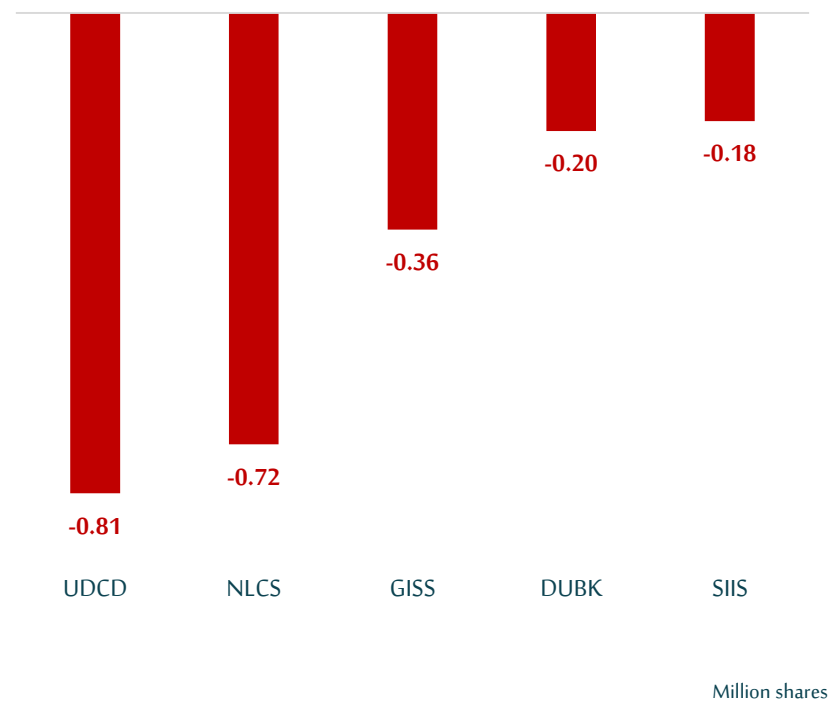
Trading percentage by nationality for the last session

	Bought	Sold	Net traded
Qatari	73,50%	83,81%	-10,32%
GCC	4,57%	1,10%	3,48%
Arab	9,14%	9,93%	-0,78%
Foreigners	12,79%	5,17%	7,62%
Total	100,00%	100,00%	0,00%

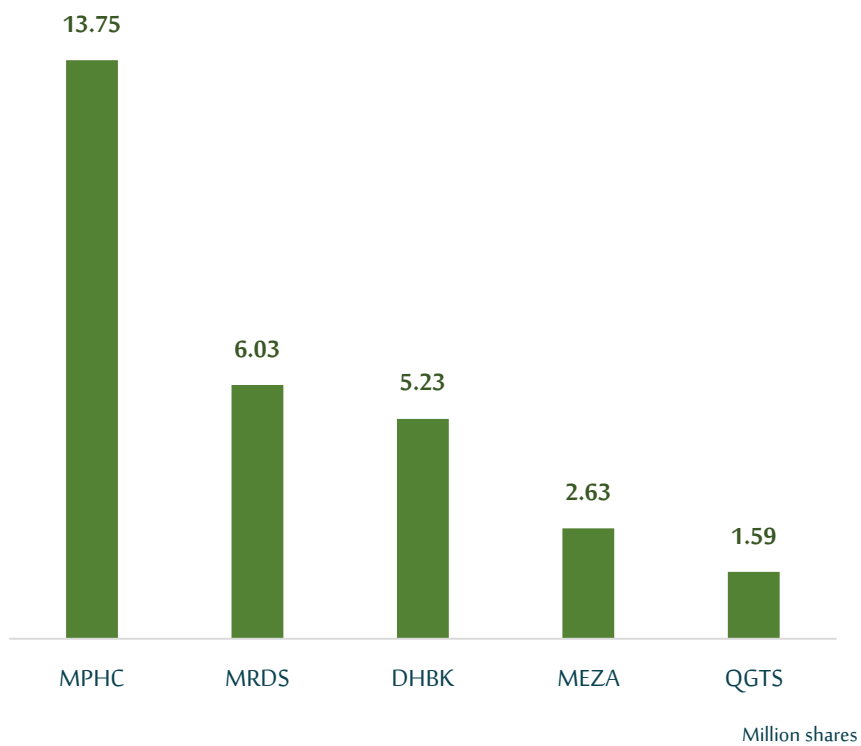
Top 5 Companies bought (net) by foreigners in the last cession



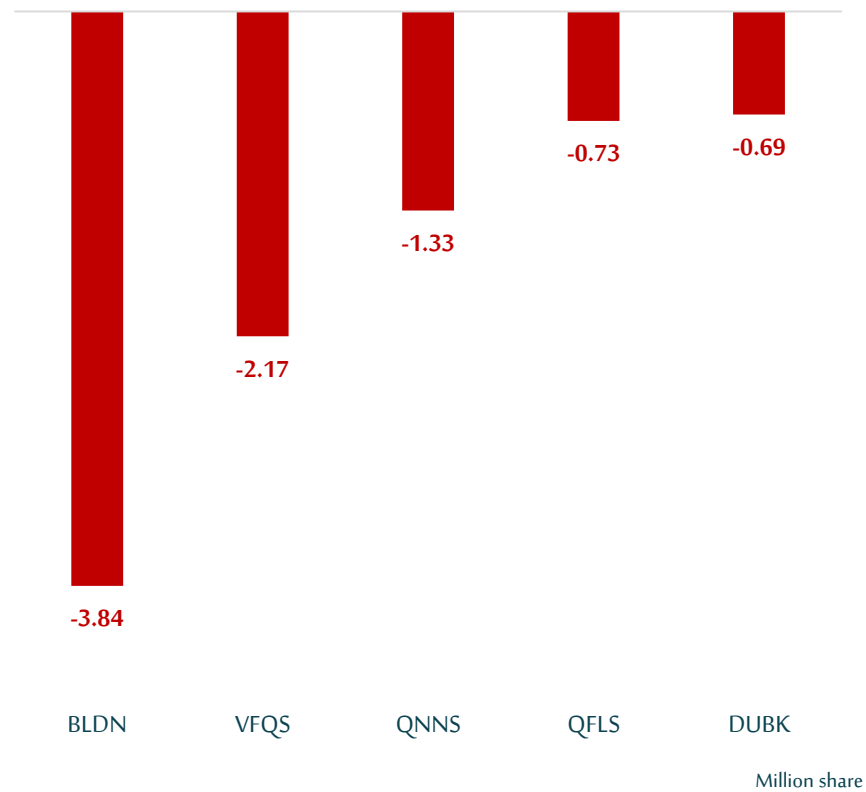
Top 5 companies sold (net) by foreigners in the last cession



Top 5 companies bought (net) by foreigners over the last 5 sessions



Top 5 companies sold (net) by foreigners over the last 5 sessions




- The figures represent a change in the number of shares.
- Daily Change: The net change between 24th and 21st of March trading sessions
- Change for the last 5 sessions: The total daily net change for the last 5 sessions.
- Change for the last 10 sessions: The total daily net change for the last 10 sessions.
- Change for the last 20 sessions: The total daily net change for the last 20 sessions.

DISCLAIMER:

The information contained was obtained from various public sources believed to be reliable, but we do not guarantee its accuracy. Wasata Financial Securities makes no representations or warranties (express or implied) regarding the data and information provided and Wasata Financial Securities does not represent that the information content of this document is complete, or free from any error, not misleading, or fit for any particular purpose. This report document provides general information only. Neither the information nor any opinion expressed constitutes an offer or an invitation to make an offer, to buy or sell any securities or other investment products related to such securities or investments.

This report document contained is subject to change without prior notice. Wasata assumes no responsibility to update the information in this report document.



Prepared by Financial Advisory Department