



وساطة
WASATA

للأوراق المالية
FINANCIAL SECURITIES

Daily Report for Ownership Changes
25th of March 2024 Session

Company	Qatari				GCC				Foreigners			
	Daily Chg.	Last 5 Sessions chg.	Last 10 Sessions chg.	Last 20 Sessions chg.	Daily Chg.	Last 5 Sessions chg.	Last 10 Sessions chg.	Last 20 Sessions chg.	Daily Chg.	Last 5 Sessions chg.	Last 10 Sessions chg.	Last 20 Sessions chg.
QNBK	1 622 315	1 320 746	2 470 210	56 353	94 133	93 693	182 482	143 348	-1 716 448	-1 414 439	-2 652 692	-199 701
QIBK	-103 334	-843 327	-873 005	-1 278 552	0	217 031	220 531	285 317	103 334	626 296	652 474	993 235
CBQK	380 066	-679 327	467 228	-2 037 440	30 000	205 625	213 625	348 861	-410 066	473 702	-680 853	1 688 579
DHBK	-3 145 689	-5 317 151	-13 683 966	-17 191 313	10 000	88 909	1 155 011	1 249 847	3 135 689	5 228 242	12 528 955	15 941 466
ABQK	0	-129 386	-128 596	-151 272	0	116 661	116 661	116 661	0	12 725	11 935	34 611
QIIK	1 510	-18 962	-484 015	792 941	-969	74 240	78 240	64 331	-541	-55 278	405 775	-857 272
MARK	1 180 758	-1 006 024	-5 067 872	3 434 181	-5 867	84 871	83 740	228 968	-1 174 891	921 153	4 984 132	-3 663 149
DUBK	366 165	690 291	1 365 965	-10 864 669	0	-3 230	58 949	51 769	-366 165	-687 061	-1 424 914	10 812 900
QFBQ	-1 135 614	-200 606	-1 122 040	-5 067 244	0	0	0	0	1 135 614	200 606	1 122 040	5 067 244
NLCS	-186 689	-967 175	4 556 011	2 850 112	-12 209	17 558	-51 160	-169 227	198 898	949 617	-4 504 851	-2 680 885
DBIS	268 622	-326 821	-642 040	-170 365	-50 000	50 503	50 503	-18 802	-218 622	276 318	591 537	189 167
QOIS	0	215 431	-414 087	535 582	0	-24 404	-24 404	-30 981	0	-191 027	438 491	-504 601
IHGS	-155 037	20 319	112 163	-246 553	0	0	0	0	155 037	-20 319	-112 163	246 553
ZHCD	4 810	-30 022	-54 673	-45 342	0	0	0	0	-4 810	30 022	54 673	45 342
QGMD	286 600	-865 353	-1 545 948	-1 016 084	-33 889	-51 559	-108 594	625 924	-252 711	916 912	1 654 542	390 160
SIIS	468 436	-314 858	698 971	1 692 673	0	0	145 974	-1 096 777	-468 436	314 858	-844 945	-595 896
BLDN	1 236 104	3 787 310	708 591	-1 114 776	0	51 295	94 086	3 011	-1 236 104	-3 838 605	-802 677	1 111 765
MCGS	172 574	-23 717	-1 058 947	-2 382 922	0	42 853	43 853	42 853	-172 574	-19 136	1 015 094	2 340 069
QCFS	0	0	473	473	0	0	0	0	0	0	-473	-473
QFLS	-8 908	714 814	-105 304	789 885	0	15 905	-151 171	-314 571	8 908	-730 719	256 475	-475 314
WDAM	112 630	-355 868	-1 728 218	-2 668 035	-30 000	-21 809	-34 809	70 977	-82 630	377 677	1 763 027	2 597 058
MCCS	13 066	-238 471	-295 725	-279 633	0	-7 448	-29 151	3 106	-13 066	245 919	324 876	276 527
MERS	-3 641	9 698	110 314	181 640	0	1 095	4 173	4 046	3 641	-10 793	-114 487	-185 686
MEZA	-93 784	-2 656 000	-6 274 137	-6 941 858	-3 000	30 439	23 307	13 334	96 784	2 625 561	6 250 830	6 928 524
QIMD	-112 505	21 991	39 276	-336 890	0	9 914	9 914	-113 086	112 505	-31 905	-49 190	449 976

Company	Qatari				GCC				Foreigners			
	Daily Chg.	Last 5 Sessions chg.	Last 10 Sessions chg.	Last 20 Sessions chg.	Daily Chg.	Last 5 Sessions chg.	Last 10 Sessions chg.	Last 20 Sessions chg.	Daily Chg.	Last 5 Sessions chg.	Last 10 Sessions chg.	Last 20 Sessions chg.
QNCD	-20 953	418 531	-18 672	-472 449	0	-52 388	-50 878	-21 644	20 953	-366 143	69 550	494 093
IQCD	28 105	14 877	2 074 710	4 182 728	1 500	-4 270	19 244	118 746	-29 605	-10 607	-2 093 954	-4 301 474
QIGD	177 321	-708 129	533 552	226 184	-20 000	-17 427	-67 657	-169 792	-157 321	725 556	-465 895	-56 392
QEWS	11 932	277 344	-876 555	582 664	-2 500	9 544	9 784	83 394	-9 432	-286 888	866 771	-666 058
AHCS	169 087	-184 266	329 514	-1 845 484	0	20 000	20 000	68 921	-169 087	164 266	-349 514	1 776 563
GISS	-447 789	-87 178	2 102 932	4 626 392	0	-9 041	-53 041	-49 252	447 789	96 219	-2 049 891	-4 577 140
MPHC	-3 959 179	-13 791 649	-31 949 577	-66 235 847	0	38 691	-367 308	-913 107	3 959 179	13 752 958	32 316 885	67 148 954
IGRD	55 879	-126 333	-821 745	-414 582	-63 028	54 000	229 372	166 344	7 149	72 333	592 373	248 238
QAMC	544 414	274 543	-1 123 842	832 200	6 111	-78 898	-39 559	38 848	-550 525	-195 645	1 163 401	-871 048
QATI	11 609	-393 297	-930 696	-1 190 598	0	34 800	34 800	-479 521	-11 609	358 497	895 896	1 670 119
DOHI	-16 787	291 821	242 636	291 354	0	182 642	213 487	214 910	16 787	-474 463	-456 123	-506 264
QGRI	0	146 593	190 043	312 502	0	-115 600	-113 600	-105 732	0	-30 993	-76 443	-206 770
AKHI	5 203	442 317	-52 072	-687 926	0	-70 966	-85 377	-33 942	-5 203	-371 351	137 449	721 868
QISI	71 768	-139 071	-298 296	-382 382	0	10 064	20 064	50 064	-71 768	129 007	278 232	332 318
BEMA	0	47 812	45 842	22 517	0	0	0	0	0	-47 812	-45 842	-22 517
QLMI	-5 539	-182 022	-152 020	227 978	0	0	18	18	5 539	182 022	152 002	-227 996
UDCD	2 723 278	-943 555	-10 579 177	-9 527 973	0	0	11 870	-21 130	-2 723 278	943 555	10 567 307	9 549 103
BRES	862 862	-899 596	-6 473 688	-7 565 702	0	28 094	-72 906	-84 516	-862 862	871 502	6 546 594	7 650 218
ERES	-563 933	-975 288	2 986 183	3 653 328	20 000	26 463	19 963	117 658	543 933	948 825	-3 006 146	-3 770 986
MRDS	512 071	-6 118 994	-7 019 476	-2 826 300	-272 066	90 440	247 562	-372 681	-240 005	6 028 554	6 771 914	3 198 981
ORDS	-701 100	-1 527 252	-3 549 411	-5 508 541	0	-579	21	-175 694	701 100	1 527 831	3 549 390	5 684 235
VFQS	-266 874	2 168 990	-1 942 395	-995 664	0	1 625	-28 375	282 675	266 874	-2 170 615	1 970 770	712 989
QNNS	514 528	1 295 406	303 835	530 685	0	34 343	33 843	2 293	-514 528	-1 329 749	-337 678	-532 978
GWCS	-254 897	-824 881	-11 721	-513 531	0	631	631	846	254 897	824 250	11 090	512 685
QGTS	-423 403	-1 632 195	-1 473 672	-1 726 775	0	42 601	-340 201	-523 576	423 403	1 589 594	1 813 873	2 250 351

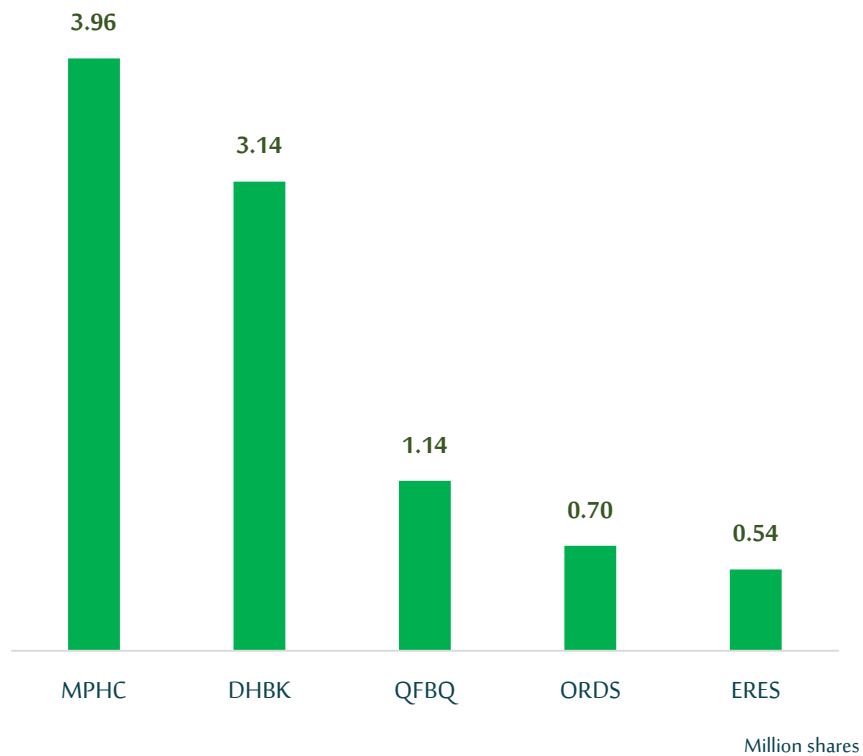
Trading values by nationality for the last session (Million QAR)

	Bought	Sold	Net traded value
Qatari	321,35	301,79	19,56
GCC	14,73	5,17	9,55
Arab	39,92	33,68	6,24
Foreigners	85,64	121,00	-35,35
Total	461,64	461,64	0,00

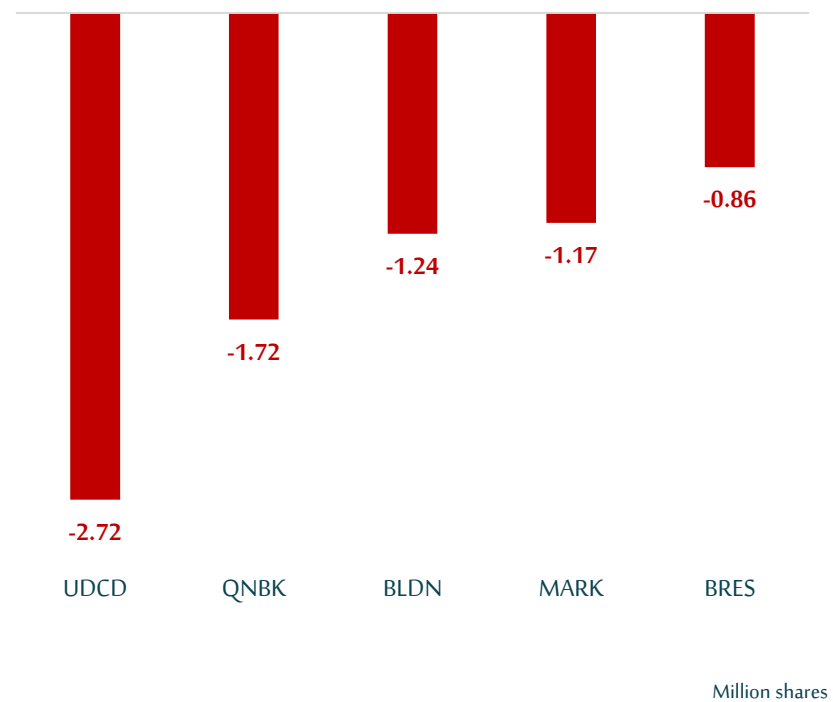
Trading percentage by nationality for the last session

	Bought	Sold	Net traded
Qatari	69,61%	65,37%	4,24%
GCC	3,19%	1,12%	2,07%
Arab	8,65%	7,30%	1,35%
Foreigners	18,55%	26,21%	-7,66%
Total	100,00%	100,00%	0,00%

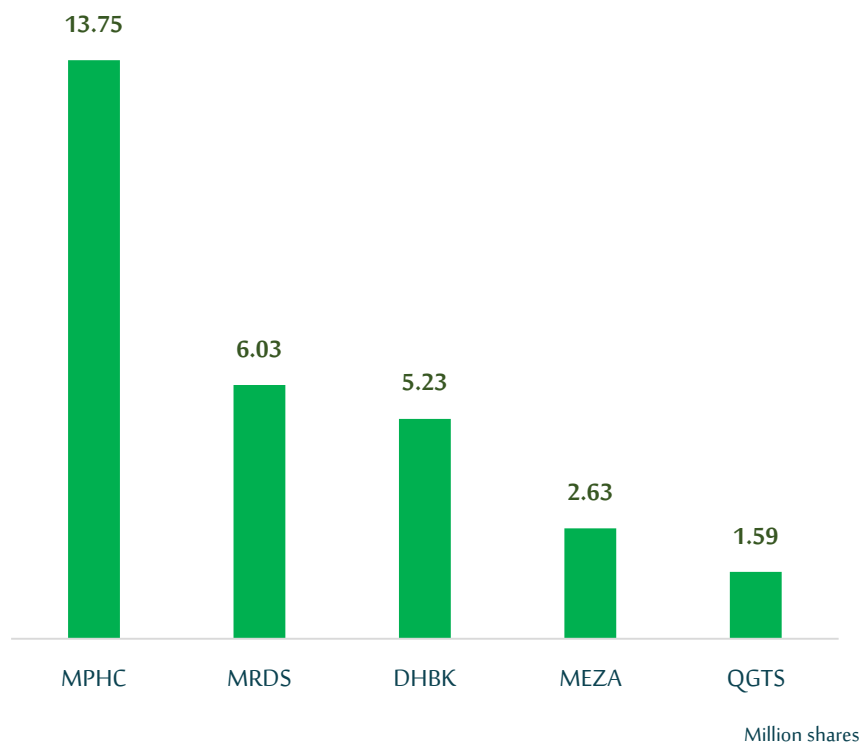
Top 5 Companies bought (net) by foreigners in the last session



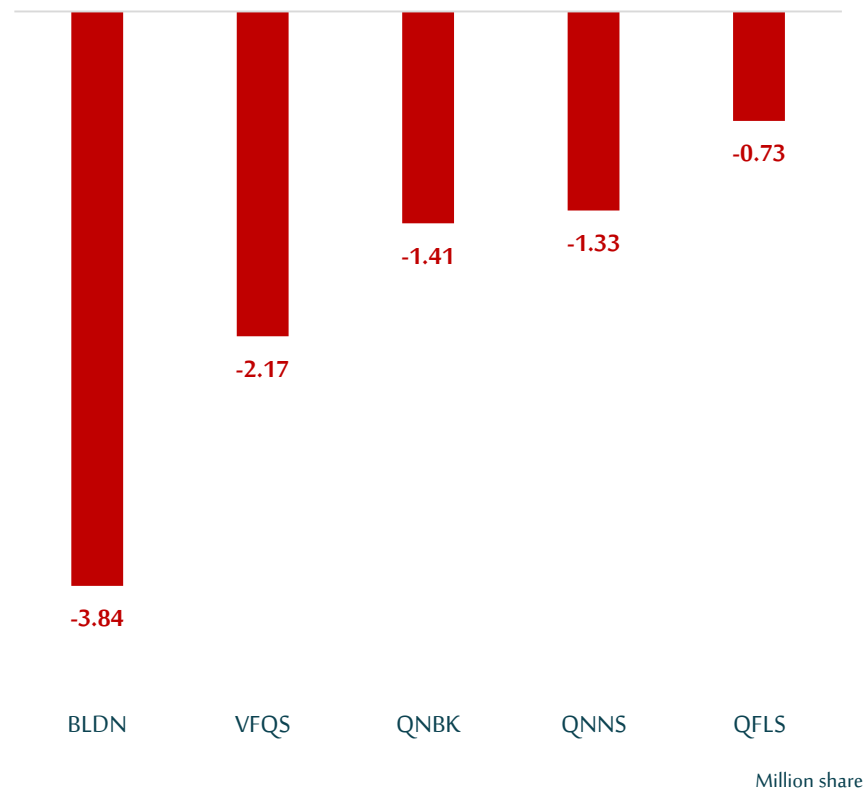
Top 5 companies sold (net) by foreigners in the last session



Top 5 companies bought (net) by foreigners over the last 5 sessions



Top 5 companies sold (net) by foreigners over the last 5 sessions




- The figures represent a change in the number of shares.
- Daily Change: The net change between 25th and 24th of March trading sessions
- Change for the last 5 sessions: The total daily net change for the last 5 sessions.
- Change for the last 10 sessions: The total daily net change for the last 10 sessions.
- Change for the last 20 sessions: The total daily net change for the last 20 sessions.

DISCLAIMER:

The information contained was obtained from various public sources believed to be reliable, but we do not guarantee its accuracy. Wasata Financial Securities makes no representations or warranties (express or implied) regarding the data and information provided and Wasata Financial Securities does not represent that the information content of this document is complete, or free from any error, not misleading, or fit for any particular purpose. This report document provides general information only. Neither the information nor any opinion expressed constitutes an offer or an invitation to make an offer, to buy or sell any securities or other investment products related to such securities or investments.

This report document contained is subject to change without prior notice. Wasata assumes no responsibility to update the information in this report document.



Prepared by Financial Advisory Department