



وساطة
WASATA

للأوراق المالية
FINANCIAL SECURITIES

Daily Report for Ownership Changes
26th of March 2024 Session

Company	Qatari				GCC				Foreigners			
	Daily Chg.	Last 5 Sessions chg.	Last 10 Sessions chg.	Last 20 Sessions chg.	Daily Chg.	Last 5 Sessions chg.	Last 10 Sessions chg.	Last 20 Sessions chg.	Daily Chg.	Last 5 Sessions chg.	Last 10 Sessions chg.	Last 20 Sessions chg.
QNBK	-21 340	884,880	2 252 111	258 583	0	93,693	182 482	243 348	21 340	-978,573	-2 434 593	-501 931
QIBK	-332 783	-864,741	-1 530 127	-1 196 365	0	217,177	220 781	286 306	332 783	647,564	1 309 346	910 059
CBQK	247 483	1,471,475	2 009 093	-914 559	191 563	365,563	435 188	540 424	-439 046	-1,837,038	-2 444 281	374 135
DHBK	-2 353 940	-13,264,401	-17 082 261	-20 405 966	10 000	25,000	1 144 697	1 259 847	2 343 940	13,239,401	15 937 564	19 146 119
ABQK	0	-129,753	-139 767	-138 776	0	116,661	116 661	116 661	0	13,092	23 106	22 115
QIHK	347 370	255,277	38 012	1 209 752	0	71,764	77 271	62 831	-347 370	-327,041	-115 283	-1 272 583
MARK	340 171	305,077	-4 953 996	1 415 980	33 284	1,221	255 813	153 729	-373 455	-306,298	4 698 183	-1 569 709
DUBK	234 155	1,221,052	2 202 874	-10 101 179	2 557	1,827	-979	54 326	-236 712	-1,222,879	-2 201 895	10 046 853
QFBQ	365 545	-1,112,068	-1 262 936	-4 523 548	0	-22,700	0	-89 877	-365 545	1,134,768	1 262 936	4 613 425
NLCS	204 634	-120,324	3 841 717	2 877 306	17 777	50,004	-137 421	-6 517	-222 411	70,320	-3 704 296	-2 870 789
DBIS	-90 402	76,145	-406 593	-221 920	0	503	503	-58 802	90 402	-76,648	406 090	280 722
QOIS	0	229,275	60 990	-83 328	0	-24,404	-24 404	-30 981	0	-204,871	-36 586	114 309
IHGS	-21 682	-303,343	-27 757	-274 795	0	0	0	0	21 682	303,343	27 757	274 795
ZHCD	-57 215	-71,888	-105 606	-96 652	0	0	0	0	57 215	71,888	105 606	96 652
QGMD	-200 767	281,634	-2 064 483	-925 211	-353 768	-415,501	-426 890	238 093	554 535	133,867	2 491 373	687 118
SIIS	226 949	767,838	1 762 155	2 238 749	0	0	110 612	-918 782	-226 949	-767,838	-1 872 767	-1 319 967
BLDN	-263 071	4,142,449	4 251 538	843 609	0	-23,367	76 877	-13 069	263 071	-4,119,082	-4 328 415	-830 540
MCGS	-167 967	439,957	-1 035 815	-2 309 740	0	42,853	43 853	42 853	167 967	-482,810	991 962	2 266 887
QCFS	0	0	473	473	0	0	0	0	0	0	-473	-473
QFLS	-40 308	351,248	-25 154	612 165	0	15,600	-151 171	-314 571	40 308	-366,848	176 325	-297 594
WDAM	366 478	577,057	-586 604	-2 295 152	0	-51,905	-27 809	69 755	-366 478	-525,152	614 413	2 225 397
MCCS	-77 598	-187,589	-341 580	-352 667	0	-7,448	-10 518	3 106	77 598	195,037	352 098	349 561
MERS	6 206	17,859	122 224	185 821	0	94	4 173	4 046	-6 206	-17,953	-126 397	-189 867
MEZA	-58 286	-1,624,963	-5 055 934	-7 982 758	-25 632	1,089	-6 856	-12 298	83 918	1,623,874	5 062 790	7 995 056
QIMD	61 357	-196,042	33 096	-341 811	0	13,414	9 914	-113 086	-61 357	182,628	-43 010	454 897

Company	Qatari				GCC				Foreigners			
	Daily Chg.	Last 5 Sessions chg.	Last 10 Sessions chg.	Last 20 Sessions chg.	Daily Chg.	Last 5 Sessions chg.	Last 10 Sessions chg.	Last 20 Sessions chg.	Daily Chg.	Last 5 Sessions chg.	Last 10 Sessions chg.	Last 20 Sessions chg.
QNCD	-49 255	-18,299	128 163	-461 263	0	-14,888	-50 878	-22 944	49 255	33,187	-77 285	484 207
IQCD	-771 518	-889,558	150 256	3 092 816	-27 800	-36,103	-3 990	75 534	799 318	925,661	-146 266	-3 168 350
QIGD	-813	100,170	516 578	-316 633	0	-22,175	-87 427	-52 792	813	-77,995	-429 151	369 425
QEWS	367	-44,426	-284 834	548 819	0	4,375	7 284	78 394	-367	40,051	277 550	-627 213
AHCS	-10 843	-18,339	610 770	-2 030 346	55 486	55,486	75 486	83 679	-44 643	-37,147	-686 256	1 946 667
GISS	446 263	295,691	2 222 625	4 240 081	3 634	4,848	-27 407	-45 618	-449 897	-300,539	-2 195 218	-4 194 463
MPHC	-2 005 245	-11,371,718	-34 003 238	-65 318 479	0	23,892	-393 308	-832 607	2 005 245	11,347,826	34 396 546	66 151 086
IGRD	-87 989	-166,619	-19 605	-441 244	0	-63,028	163 972	166 344	87 989	229,647	-144 367	274 900
QAMC	1 373 830	367,950	2 133 005	1 726 637	0	-2,744	-323 448	3 848	-1 373 830	-365,206	-1 809 557	-1 730 485
QATI	51 785	125,758	-793 844	-1 083 942	-14 800	20,000	20 000	-510 000	-36 985	-145,758	773 844	1 593 942
DOHI	-57 415	166,047	174 534	238 631	0	42,642	213 487	214 910	57 415	-208,689	-388 021	-453 541
QGRI	0	24,150	144 693	307 502	0	-4,500	-113 600	-105 732	0	-19,650	-31 093	-201 770
AKHI	-70 971	50,570	-61 438	-576 908	0	-33,942	-71 048	-33 942	70 971	-16,628	132 486	610 850
QISI	-8 578	-59,355	-175 300	-372 855	0	10,064	15 064	50 064	8 578	49,291	160 236	322 791
BEMA	0	-2,919	47 868	22 717	0	0	0	0	0	2,919	-47 868	-22 717
QLMI	28 264	-169,297	-127 288	155 793	0	0	18	18	-28 264	169,297	127 270	-155 811
UDCD	1 255 691	4,713,462	-5 111 986	-8 285 542	0	0	11 870	-21 130	-1 255 691	-4,713,462	5 100 116	8 306 672
BRES	386 798	1,324,202	-4 789 782	-6 404 167	0	24,417	-72 906	-104 738	-386 798	-1,348,619	4 862 688	6 508 905
ERES	-1 126 184	-2,394,152	605 021	2 412 252	0	46,463	39 963	261 374	1 126 184	2,347,689	-644 984	-2 673 626
MRDS	-1 820 129	-5,394,204	-7 657 668	-3 908 785	0	-181,626	-24 504	-187 755	1 820 129	5,575,830	7 682 172	4 096 540
ORDS	345 988	-1,515,070	-2 676 242	-5 281 736	0	0	21	-135 914	-345 988	1,515,070	2 676 221	5 417 650
VFQS	-1 093 217	-1,473,265	-2 769 769	-3 507 858	100 000	100,000	101 625	361 055	993 217	1,373,265	2 668 144	3 146 803
QNNS	18 088	1,665,771	885 931	1 148 555	0	34,843	33 843	2 293	-18 088	-1,700,614	-919 774	-1 150 848
GWCS	-209 935	-1,023,045	-1 328 134	-746 500	0	631	631	846	209 935	1,022,414	1 327 503	745 654
QGTS	-78 221	-1,421,606	-3 400 025	-1 022 524	0	35,824	-264 149	-497 970	78 221	1,385,782	3 664 174	1 520 494

Trading values by nationality for the last session (Million QAR)

	Bought	Sold	Net traded value
Qatari	449,01	463,38	-14,37
GCC	9,09	6,21	2,88
Arab	26,42	30,72	-4,30
Foreigners	99,99	84,19	15,79
Total	584,50	584,50	0,00

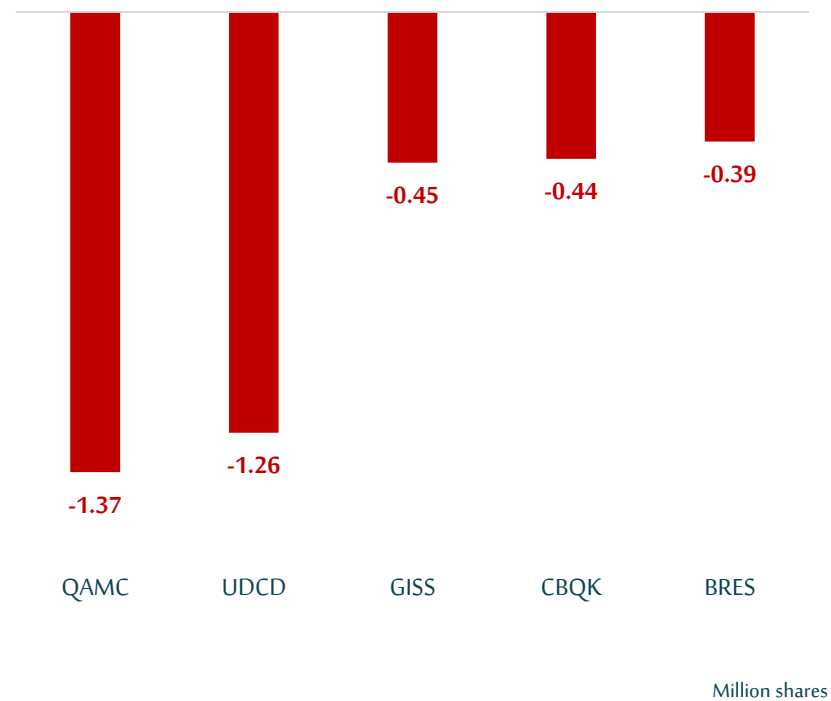
Trading percentage by nationality for the last session

	Bought	Sold	Net traded
Qatari	76,82%	79,28%	-2,46%
GCC	1,56%	1,06%	0,49%
Arab	4,52%	5,26%	-0,74%
Foreigners	17,11%	14,40%	2,70%
Total	100,00%	100,00%	0,00%

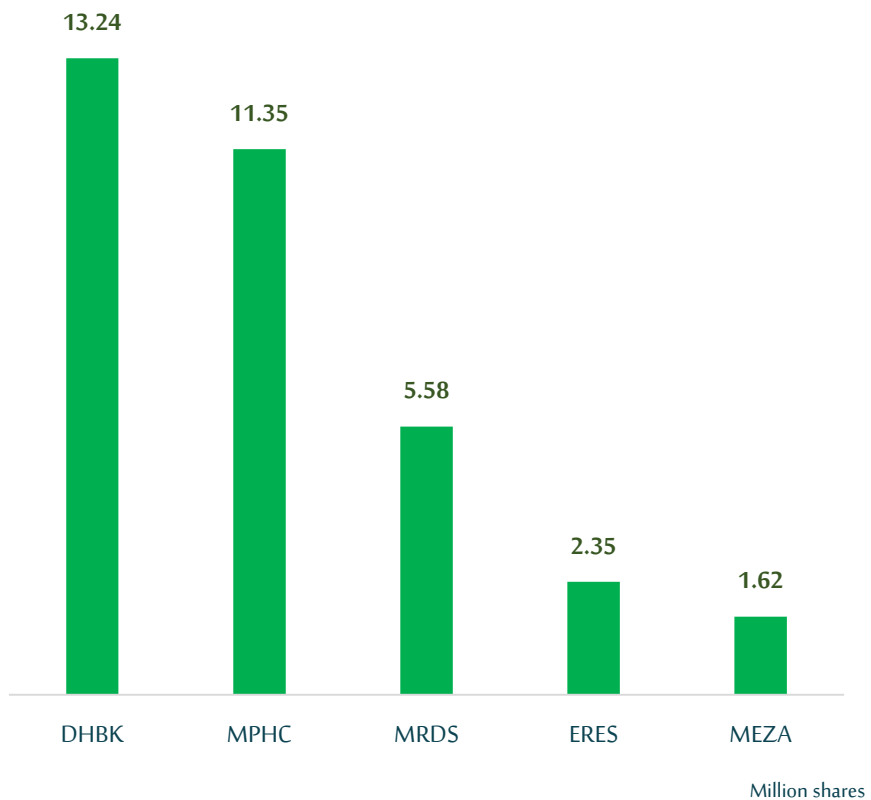
Top 5 Companies bought (net) by foreigners in the last cession



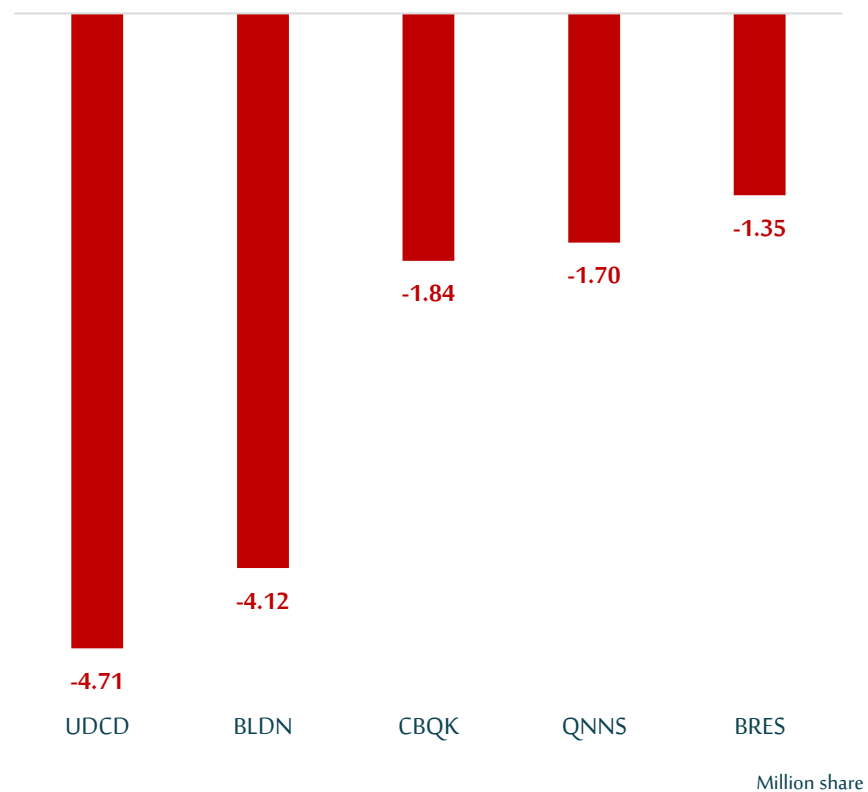
Top 5 companies sold (net) by foreigners in the last cession



Top 5 companies bought (net) by foreigners over the last 5 sessions



Top 5 companies sold (net) by foreigners over the last 5 sessions




- The figures represent a change in the number of shares.
- Daily Change: The net change between 26th and 25th of March trading sessions
- Change for the last 5 sessions: The total daily net change for the last 5 sessions.
- Change for the last 10 sessions: The total daily net change for the last 10 sessions.
- Change for the last 20 sessions: The total daily net change for the last 20 sessions.

DISCLAIMER:

The information contained was obtained from various public sources believed to be reliable, but we do not guarantee its accuracy. Wasata Financial Securities makes no representations or warranties (express or implied) regarding the data and information provided and Wasata Financial Securities does not represent that the information content of this document is complete, or free from any error, not misleading, or fit for any particular purpose. This report document provides general information only. Neither the information nor any opinion expressed constitutes an offer or an invitation to make an offer, to buy or sell any securities or other investment products related to such securities or investments.

This report document contained is subject to change without prior notice. Wasata assumes no responsibility to update the information in this report document.



Prepared by Financial Advisory Department