



وساطة
WASATA

للأوراق المالية
FINANCIAL SECURITIES

Daily Report for Ownership Changes
27th of March 2024 Session

Company	Qatari				GCC				Foreigners			
	Daily Chg.	Last 5 Sessions chg.	Last 10 Sessions chg.	Last 20 Sessions chg.	Daily Chg.	Last 5 Sessions chg.	Last 10 Sessions chg.	Last 20 Sessions chg.	Daily Chg.	Last 5 Sessions chg.	Last 10 Sessions chg.	Last 20 Sessions chg.
QNBK	991 085	2 298 161	2 904 666	1 834 483	20 000	113 693	114 083	263 348	-1 011 085	-2 411 854	-3 018 749	-2 097 831
QIBK	-502 292	-1 268 467	-1 753 709	-1 441 723	51	217 253	217 082	290 857	502 241	1 051 214	1 536 627	1 150 866
CBQK	-332 200	1 063 914	1 047 293	-1 016 163	80 444	312 007	527 632	620 868	251 756	-1 375 921	-1 574 925	395 295
DHBK	-362 541	-12 994 851	-18 307 832	-20 881 338	0	25 000	1 074 697	1 271 606	362 541	12 969 851	17 233 135	19 609 732
ABQK	2 500	-120 753	-126 886	-145 620	0	116 661	116 661	116 661	-2 500	4 092	10 225	28 959
QIIK	230 275	386 090	517 428	1 155 398	-2 565	69 211	74 706	59 766	-227 710	-455 301	-592 134	-1 215 164
MARK	516 232	1 660 542	-6 878 890	3 338 900	6 340	6 831	174 593	180 687	-522 572	-1 667 373	6 704 297	-3 519 587
DUBK	458 978	1 795 360	3 096 764	-7 216 855	3 286	5 113	4 671	61 238	-462 264	-1 800 473	-3 101 435	7 155 617
QFBQ	275 456	-854 831	-668 839	-3 948 293	95 550	72 850	95 550	95 550	-371 006	781 981	573 289	3 852 743
NLCS	-273 805	520 958	1 943 992	2 555 200	0	5 568	-74 171	-149 716	273 805	-526 526	-1 869 821	-2 405 484
DBIS	-94 044	71 915	-456 330	-297 109	0	503	503	-122 904	94 044	-72 418	455 827	420 013
QOIS	0	-180 000	81 232	-641 776	0	0	-24 404	-31 043	0	180 000	-56 828	672 819
IHGS	4 851	-301 183	28 370	-340 176	0	0	0	0	-4 851	301 183	-28 370	340 176
ZHCD	1 570	-61 333	-101 527	-99 956	0	0	0	0	-1 570	61 333	101 527	99 956
QGMD	394 152	517 414	-766 575	-1 467 135	-176 578	-592 079	-581 179	-431 540	-217 574	74 665	1 347 754	1 898 675
SIIS	55 049	649 810	330 996	1 523 753	-44 000	-44 000	66 612	142 218	-11 049	-605 810	-397 608	-1 665 971
BLDN	-299 085	2 131 802	4 546 131	-679 274	0	-38 244	76 877	-3 470	299 085	-2 093 558	-4 623 008	682 744
MCGS	19 988	271 982	-634 038	-2 302 330	0	42 853	43 853	42 853	-19 988	-314 835	590 185	2 259 477
QCFS	0	0	0	473	0	0	0	0	0	0	0	-473
QFLS	217 958	169 351	262 507	1 003 989	1 250	15 850	-149 921	-314 306	-219 208	-185 201	-112 586	-689 683
WDAM	43 626	642 396	-142 249	-1 858 022	0	-29 744	-27 809	76 235	-43 626	-612 652	170 058	1 781 787
MCCS	21 217	-129 306	-333 343	-206 919	0	-7 448	-10 518	756	-21 217	136 754	343 861	206 163
MERS	2 363	15 880	132 767	190 981	0	94	4 173	4 673	-2 363	-15 974	-136 940	-195 654
MEZA	-566 713	-1 862 963	-3 701 709	-8 569 618	0	-13 148	-6 056	-12 298	566 713	1 876 111	3 707 765	8 581 916
QIMD	2 650	-216 869	-29 534	-331 210	0	13 414	9 914	-113 086	-2 650	203 455	19 620	444 296

Company	Qatari				GCC				Foreigners			
	Daily Chg.	Last 5 Sessions chg.	Last 10 Sessions chg.	Last 20 Sessions chg.	Daily Chg.	Last 5 Sessions chg.	Last 10 Sessions chg.	Last 20 Sessions chg.	Daily Chg.	Last 5 Sessions chg.	Last 10 Sessions chg.	Last 20 Sessions chg.
QNCD	73 288	-8 096	398 359	-360 977	23	285	-52 365	-22 921	-73 311	7 811	-345 994	383 898
IQCD	-925 840	-1 835 817	-1 641 760	1 993 931	27 192	46 089	637	75 177	898 648	1 789 728	1 641 123	-2 069 108
QIGD	15 674	451 798	186 818	-105 137	0	-19 675	-87 427	-154 927	-15 674	-432 123	-99 391	260 064
QEWS	1 333 575	1 171 623	947 405	1 803 507	0	4 375	7 044	58 284	-1 333 575	-1 175 998	-954 449	-1 861 791
AHCS	263 961	388 119	804 952	-1 592 167	0	55 486	75 486	101 074	-263 961	-443 605	-880 438	1 491 093
GISS	1 026 925	1 062 325	2 630 849	5 127 724	29 200	5 648	2 793	-16 707	-1 056 125	-1 067 973	-2 633 642	-5 111 017
MPHC	-5 588 152	-14 915 872	-37 507 603	-69 804 731	0	23 892	-60 808	-700 662	5 588 152	14 891 980	37 568 411	70 505 393
IGRD	-84 070	-291 007	-31 938	-421 884	-1 700	-64 728	162 272	164 644	85 770	355 735	-130 334	257 240
QAMC	-2 696 404	-2 055 473	-87 683	-361 823	-4 000	-1 889	-357 448	38 142	2 700 404	2 057 362	445 131	323 681
QATI	-60 303	-695	-818 978	-1 146 381	-20 000	0	-4 459	-501 831	80 303	695	823 437	1 648 212
DOHI	-165 139	-31 774	9 394	73 492	71 509	84 151	284 996	286 419	93 630	-52 377	-294 390	-359 911
QGRI	700	24 850	146 393	308 202	-1 000	-5 500	-115 600	-107 932	300	-19 350	-30 793	-200 270
AKHI	-84 150	-41 580	233 367	-374 864	0	-33 942	-70 966	-33 942	84 150	75 522	-162 401	408 806
QISI	-10 818	-40 272	-169 287	-350 136	0	10 064	15 064	50 064	10 818	30 208	154 223	300 072
BEMA	-20 278	-23 197	28 590	2 699	0	0	0	0	20 278	23 197	-28 590	-2 699
QLMI	-20 000	-176 897	-179 297	137 080	0	0	18	18	20 000	176 897	179 279	-137 098
UDCD	1 851 802	6 694 982	3 772 808	-6 748 321	-607 888	-607 888	-607 888	-629 018	-1 243 914	-6 087 094	-3 164 920	7 377 339
BRES	145 376	1 458 711	-3 264 880	-5 595 937	0	25 917	28 094	-105 076	-145 376	-1 484 628	3 236 786	5 701 013
ERES	-1 828 101	-4 309 416	-1 441 066	2 023 478	0	46 463	44 963	227 958	1 828 101	4 262 953	1 396 103	-2 251 436
MRDS	-380 062	-6 679 595	-8 789 019	-3 116 395	-14 876	-176 502	-39 380	-148 771	394 938	6 856 097	8 828 399	3 265 166
ORDS	-423 000	-1 697 204	-2 994 704	-5 574 671	0	0	-579	-85 694	423 000	1 697 204	2 995 283	5 660 365
VFQS	1 619 224	165 923	1 297 552	-1 167 115	0	0	101 625	341 625	-1 619 224	-165 923	-1 399 177	825 490
QNNS	-100 223	1 428 183	857 487	804 438	0	34 843	33 843	1 293	100 223	-1 463 026	-891 330	-805 731
GWCS	11 023	-768 446	-1 341 732	-827 261	0	631	631	631	-11 023	767 815	1 341 101	826 630
QGTS	-126 839	-757 228	-4 686 808	1 679 072	0	-6 984	-38 045	-422 886	126 839	764 212	4 724 853	-1 256 186

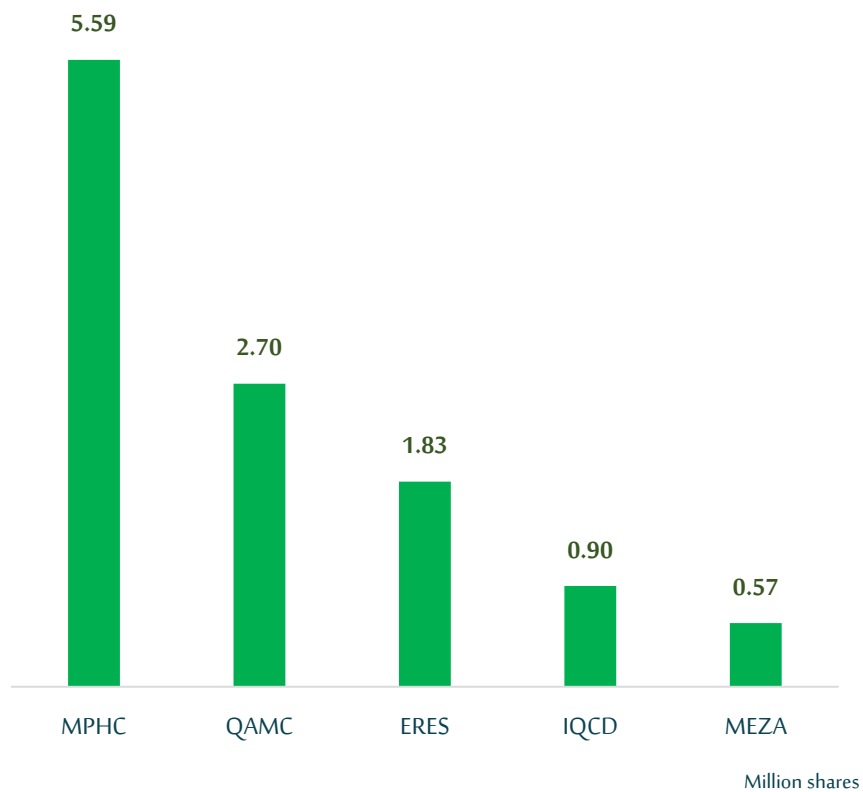
Trading values by nationality for the last session (Million QAR)

	Bought	Sold	Net traded value
Qatari	237,09	230,94	6,15
GCC	55,05	70,74	-15,69
Arab	28,10	22,65	5,44
Foreigners	107,99	103,90	4,09
Total	428,23	428,23	0,00

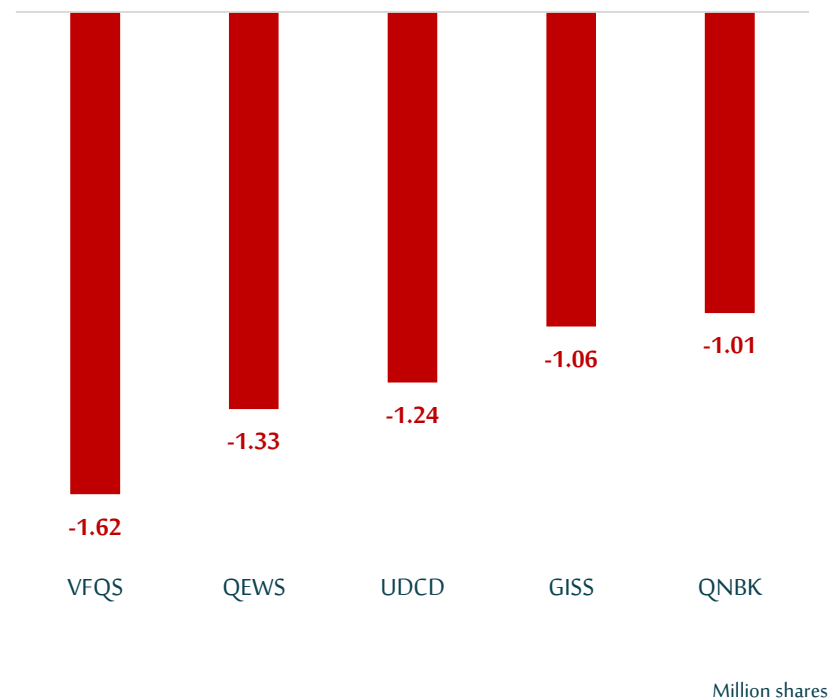
Trading percentage by nationality for the last session

	Bought	Sold	Net traded
Qatari	76,82%	79,28%	-2,46%
GCC	1,56%	1,06%	0,49%
Arab	4,52%	5,26%	-0,74%
Foreigners	17,11%	14,40%	2,70%
Total	100,00%	100,00%	0,00%

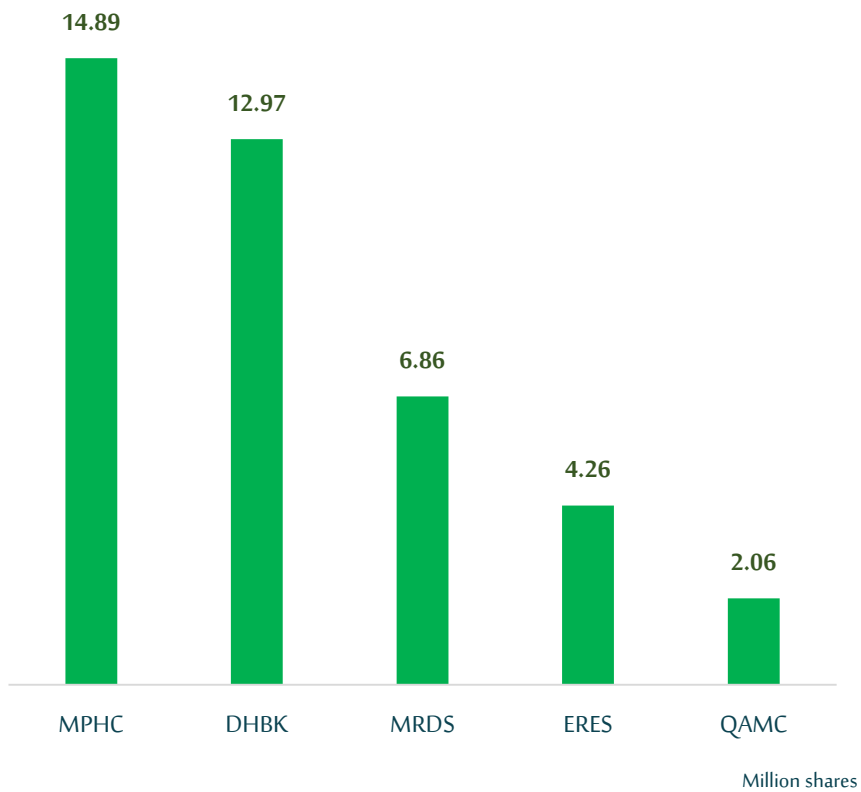
Top 5 Companies bought (net) by foreigners in the last session



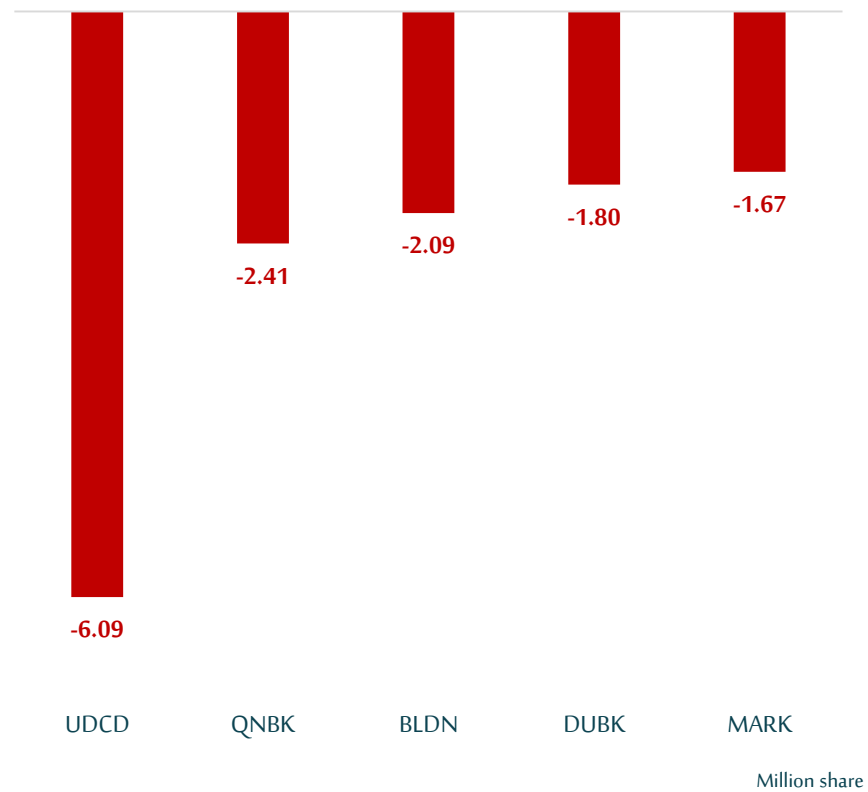
Top 5 companies sold (net) by foreigners in the last session



Top 5 companies bought (net) by foreigners over the last 5 sessions



Top 5 companies sold (net) by foreigners over the last 5 sessions




- The figures represent a change in the number of shares.
- Daily Change: The net change between 27th and 26th of March trading sessions
- Change for the last 5 sessions: The total daily net change for the last 5 sessions.
- Change for the last 10 sessions: The total daily net change for the last 10 sessions.
- Change for the last 20 sessions: The total daily net change for the last 20 sessions.

DISCLAIMER:

The information contained was obtained from various public sources believed to be reliable, but we do not guarantee its accuracy. Wasata Financial Securities makes no representations or warranties (express or implied) regarding the data and information provided and Wasata Financial Securities does not represent that the information content of this document is complete, or free from any error, not misleading, or fit for any particular purpose. This report document provides general information only. Neither the information nor any opinion expressed constitutes an offer or an invitation to make an offer, to buy or sell any securities or other investment products related to such securities or investments.

This report document contained is subject to change without prior notice. Wasata assumes no responsibility to update the information in this report document.



Prepared by Financial Advisory Department