



وساطة
WASATA

للأوراق المالية
FINANCIAL SECURITIES

Daily Report for Ownership Changes
28th of March 2024 Session

Company	Qatari				GCC				Foreigners			
	Daily Chg.	Last 5 Sessions chg.	Last 10 Sessions chg.	Last 20 Sessions chg.	Daily Chg.	Last 5 Sessions chg.	Last 10 Sessions chg.	Last 20 Sessions chg.	Daily Chg.	Last 5 Sessions chg.	Last 10 Sessions chg.	Last 20 Sessions chg.
QNBK	1 210 753	3 972 820	4 790 878	2 880 967	0	113 693	113 693	263 348	-1 210 753	-4 086 513	-4 904 571	-3 144 315
QIBK	7 000	-1 264 948	-1 759 446	-1 370 226	2 000	219 253	219 082	293 843	-9 000	1 045 695	1 540 364	1 076 383
CBQK	292 046	475 976	621 298	-6 792	114 801	426 808	642 433	740 433	-406 847	-902 784	-1 263 731	-733 641
DHBK	-33 663	-6 895 740	-15 340 502	-21 680 193	20	20 020	914 717	1 271 626	33 643	6 875 720	14 425 785	20 408 567
ABQK	6 592	-114 161	-120 294	-135 181	0	116 661	116 661	116 661	-6 592	-2 500	3 633	18 520
QIHK	-326 045	151 294	237 700	786 115	3 500	58 681	78 206	61 766	322 545	-209 975	-315 906	-847 881
MARK	-35 512	2 147 569	258 947	934 335	-6 230	8 271	108 043	187 447	41 742	-2 155 840	-366 990	-1 121 782
DUBK	-1 598 880	-340 993	183 667	-7 061 256	0	5 843	3 613	64 105	1 598 880	335 150	-187 280	6 997 151
QFBQ	905 161	229 314	280 261	-3 209 176	0	95 550	95 550	95 550	-905 161	-324 864	-375 811	3 113 626
NLCS	-367 103	101 184	-809 998	1 725 326	-260	5 308	-19 234	-149 376	367 363	-106 492	829 232	-1 575 950
DBIS	47 395	63 667	-197 179	-308 600	0	503	503	-55 427	-47 395	-64 170	196 676	364 027
QOIS	0	0	229 622	-449 946	0	0	-24 404	-31 043	0	0	-205 218	480 989
IHGS	11 609	-261 673	-137 486	-368 634	0	0	0	0	-11 609	261 673	137 486	368 634
ZHCD	18 323	-30 205	-78 140	-83 154	0	0	0	0	-18 323	30 205	78 140	83 154
QGMD	251 593	726 756	-183 239	-1 309 613	-22 430	-586 665	-638 224	-146 513	-229 163	-140 091	821 463	1 456 126
SIIS	-49 252	882 736	367 064	2 794 213	10 000	-34 000	-23 388	127 218	39 252	-848 736	-343 676	-2 921 431
BLDN	43 379	853 535	3 961 261	-518 703	0	-25 582	76 877	90 530	-43 379	-827 953	-4 038 138	428 173
MCGS	72 668	-232 768	-275 573	-1 618 416	2 620	9 582	45 473	46 473	-75 288	223 186	230 100	1 571 943
QCFS	0	0	0	473	0	0	0	0	0	0	0	-473
QFLS	24 121	159 902	879 241	1 025 841	0	15 850	17 155	-314 345	-24 121	-175 752	-896 396	-711 496
WDAM	-56 142	342 433	6 560	-1 810 993	0	-29 744	-57 809	61 235	56 142	-312 689	51 249	1 749 758
MCCS	51 037	-45 678	-165 339	-93 956	0	3 659	-7 448	-18 044	-51 037	42 019	172 787	112 000
MERS	-2 742	-2 510	14 622	185 184	835	971	1 930	5 508	1 907	1 539	-16 552	-190 692
MEZA	-245 051	-1 597 400	-3 848 755	-8 611 508	0	-24 936	1 807	-6 485	245 051	1 622 336	3 846 948	8 617 993
QIMD	8 182	-162 949	5 996	-293 245	0	13 414	9 914	-113 086	-8 182	149 535	-15 910	406 331

Company	Qatari				GCC				Foreigners			
	Daily Chg.	Last 5 Sessions chg.	Last 10 Sessions chg.	Last 20 Sessions chg.	Daily Chg.	Last 5 Sessions chg.	Last 10 Sessions chg.	Last 20 Sessions chg.	Daily Chg.	Last 5 Sessions chg.	Last 10 Sessions chg.	Last 20 Sessions chg.
QNCD	-52 871	-58 491	320 510	-294 997	-9 784	-9 499	-62 149	-32 705	62 655	67 990	-258 361	327 702
IQCD	-516 141	-2 603 511	-2 189 832	1 182 151	-500	46 089	-3 878	4 760	516 641	2 557 422	2 193 710	-1 186 911
QIGD	175 915	463 193	-118 757	182 423	0	-19 675	-37 427	-122 427	-175 915	-443 518	156 184	-59 996
QEWS	32 947	1 337 240	1 623 450	1 441 178	0	4 375	7 044	58 284	-32 947	-1 341 615	-1 630 494	-1 499 462
AHCS	-126 728	311 204	1 071 896	-927 981	0	55 486	75 486	39 247	126 728	-366 690	-1 147 382	888 734
GISS	640 074	2 028 289	2 177 954	5 511 580	-29 200	4 848	-25 407	-45 907	-610 874	-2 033 137	-2 152 547	-5 465 673
MPHC	-2 421 382	-15 363 927	-28 708 016	-70 664 960	0	0	39 192	-565 291	2 421 382	15 363 927	28 668 824	71 230 251
IGRD	-16 866	-336 210	-507 844	-365 608	0	-64 728	162 272	164 644	16 866	400 938	345 572	200 964
QAMC	-3 934 741	-5 249 510	-6 069 054	-3 666 181	59 600	61 711	-267 848	26 802	3 875 141	5 187 799	6 336 902	3 639 379
QATI	91 046	104 385	-666 586	-732 348	0	-30 000	-34 500	-501 831	-91 046	-74 385	701 086	1 234 179
DOHI	18 075	-95 383	43 912	84 504	0	84 151	264 151	284 996	-18 075	11 232	-308 063	-369 500
QGRI	1 000	25 850	147 393	309 202	-722	-5 722	-116 322	-108 654	-278	-20 128	-31 071	-200 548
AKHI	-267 220	-439 122	-66 819	-601 017	0	26 058	-70 966	-33 942	267 220	413 064	137 785	634 959
QISI	28 272	64 260	-137 402	-348 019	0	0	15 064	50 064	-28 272	-64 260	122 338	297 955
BEMA	15 509	-5 328	44 099	18 988	0	0	0	0	-15 509	5 328	-44 099	-18 988
QLMI	-21 500	-18 531	-200 797	116 080	0	0	18	18	21 500	18 531	200 779	-116 098
UDCD	1 004 928	7 642 282	5 303 736	-5 362 479	1 568	-606 320	-606 320	-627 450	-1 006 496	-7 035 962	-4 697 416	5 989 929
BRES	-1 322 584	-366 344	-2 659 496	-6 434 199	0	25 917	28 094	-78 268	1 322 584	340 427	2 631 402	6 512 467
ERES	743 444	-3 333 564	-2 825 794	2 752 776	0	41 500	44 963	28 463	-743 444	3 292 064	2 780 831	-2 781 239
MRDS	-189 899	-5 026 095	-7 231 758	-3 438 628	65 926	-135 576	1 763	23 547	123 973	5 161 671	7 229 995	3 415 081
ORDS	116 944	-1 431 911	-2 200 839	-5 512 708	0	0	-579	21	-116 944	1 431 911	2 201 418	5 512 687
VFQS	-782 765	-581 105	1 704 800	-1 698 590	0	100 000	101 625	81 625	782 765	481 105	-1 806 425	1 616 965
QNNS	-13 919	286 437	1 533 949	674 733	0	34 843	34 343	1 293	13 919	-321 280	-1 568 292	-676 026
GWCS	-60 788	-794 734	-1 479 834	-881 769	0	631	631	631	60 788	794 103	1 479 203	881 138
QGTS	761 377	-106 863	-2 592 093	1 663 810	0	866	42 601	-417 129	-761 377	105 997	2 549 492	-1 246 681

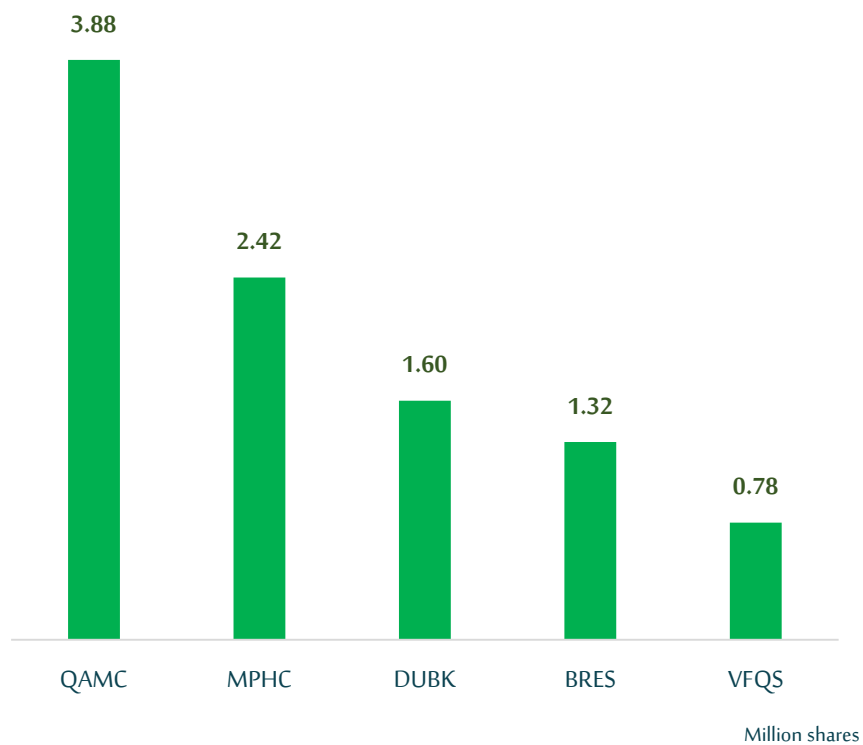
Trading values by nationality for the last week (Million QAR)

	Bought	Sold	Net traded value
Qatari	1 529,95	1 549,10	-19,16
GCC	103,98	95,74	8,24
Arab	144,04	142,93	1,12
Foreigners	439,66	429,86	9,80
Total	2 217,63	2 217,63	0,00

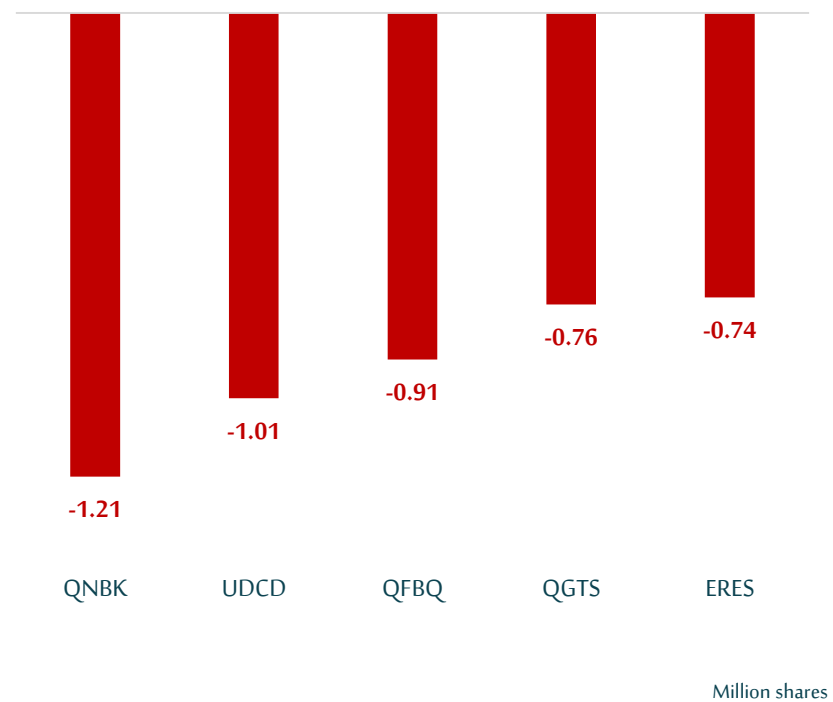
Trading percentage by nationality for the last week

	Bought	Sold	Net traded
Qatari	68,99%	69,85%	-0,86%
GCC	4,69%	4,32%	0,37%
Arab	6,50%	6,45%	0,05%
Foreigners	19,83%	19,38%	0,44%
Total	100,00%	100,00%	0,00%

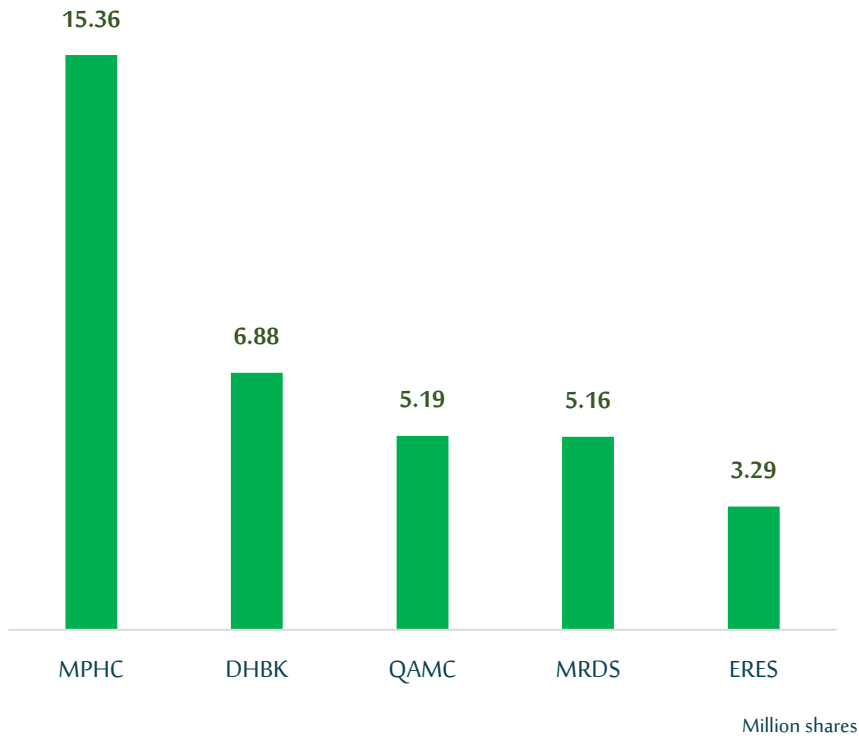
Top 5 Companies bought (net) by foreigners in the last session



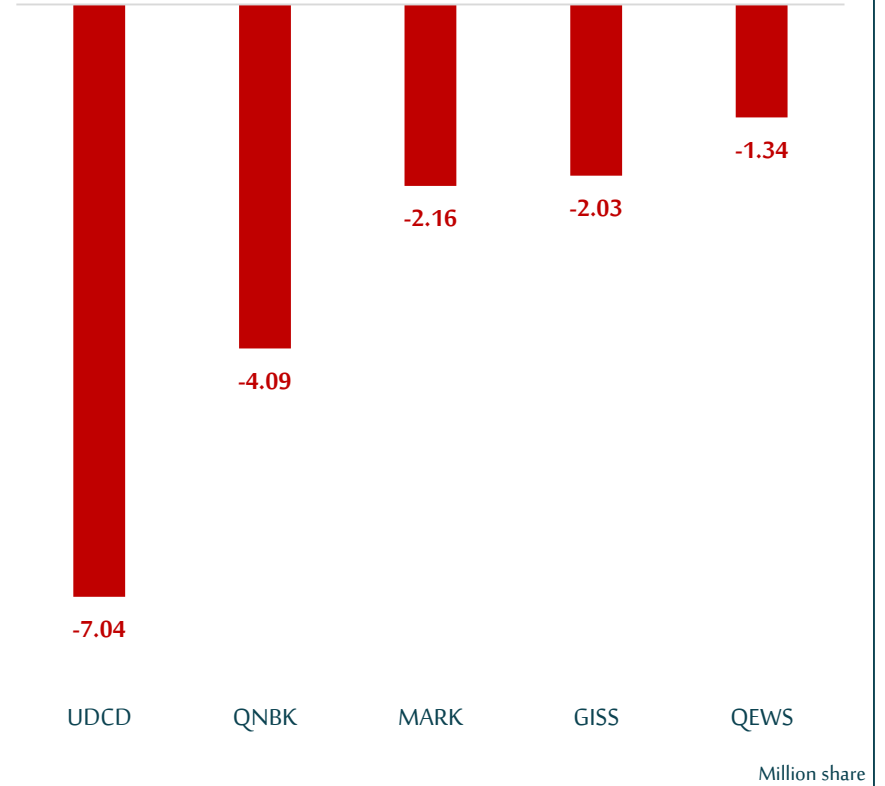
Top 5 companies sold (net) by foreigners in the last session



Top 5 companies bought (net) by foreigners over the last 5 sessions



Top 5 companies sold (net) by foreigners over the last 5 sessions




- The figures represent a change in the number of shares.
- Daily Change: The net change between 28th and 27th of March trading sessions
- Change for the last 5 sessions: The total daily net change for the last 5 sessions.
- Change for the last 10 sessions: The total daily net change for the last 10 sessions.
- Change for the last 20 sessions: The total daily net change for the last 20 sessions.

DISCLAIMER:

The information contained was obtained from various public sources believed to be reliable, but we do not guarantee its accuracy. Wasata Financial Securities makes no representations or warranties (express or implied) regarding the data and information provided and Wasata Financial Securities does not represent that the information content of this document is complete, or free from any error, not misleading, or fit for any particular purpose. This report document provides general information only. Neither the information nor any opinion expressed constitutes an offer or an invitation to make an offer, to buy or sell any securities or other investment products related to such securities or investments.

This report document contained is subject to change without prior notice. Wasata assumes no responsibility to update the information in this report document.



Prepared by Financial Advisory Department