



وساطة  
WASATA

للأوراق المالية  
FINANCIAL SECURITIES

Daily Report for Ownership Changes  
April 1<sup>st</sup> 2024 Session

Company	Qatari				GCC				Foreigners			
	Daily Chg.	Last 5 Sessions chg.	Last 10 Sessions chg.	Last 20 Sessions chg.	Daily Chg.	Last 5 Sessions chg.	Last 10 Sessions chg.	Last 20 Sessions chg.	Daily Chg.	Last 5 Sessions chg.	Last 10 Sessions chg.	Last 20 Sessions chg.
QNBK	1,232,877	3,808,174	5,128,920	6,148,757	-18,906	794	94,487	243,322	-1,213,971	-3,808,968	-5,223,407	-6,392,079
QIBK	667,669	-23,814	-755,332	-75,142	50,000	52,061	269,238	343,368	-717,669	-28,247	486,094	-268,226
CBQK	-519,405	-195,938	1,041,256	-761,270	235,791	787,599	996,599	1,022,224	283,614	-591,661	-2,037,855	-260,954
DHBK	-558,817	-2,664,823	-12,597,108	-21,771,589	0	10,686	59,595	1,272,292	558,817	2,654,137	12,537,513	20,499,297
ABQK	0	9,093	-120,660	-131,268	0	0	116,661	116,661	0	-9,093	3,999	14,607
QIIK	-234,689	7,560	-68,533	490,797	727	11,093	82,357	86,164	233,962	-18,653	-13,824	-576,961
MARK	-906,689	177,933	1,839,221	2,224,150	47,841	86,179	8,085	308,818	858,848	-264,112	-1,847,306	-2,532,968
DUBK	46,236	-858,191	-55,192	-1,598,869	0	5,843	2,613	59,849	-46,236	852,348	52,579	1,539,020
QFBQ	-90,251	1,065,211	-122,690	-3,057,493	0	95,550	72,850	95,550	90,251	-1,160,761	49,840	2,961,943
NLCS	75,619	-3,056,596	-3,565,336	-1,406,122	0	233,017	258,144	135,515	-75,619	2,823,579	3,307,192	1,270,607
DBIS	-94,505	-283,037	-291,827	-709,540	0	0	503	503	94,505	283,037	291,324	709,037
QOIS	227,725	404,164	613,089	-520,962	0	0	-24,404	-31,043	-227,725	-404,164	-588,685	552,005
IHGS	-17,214	-87,100	-123,970	-377,506	0	0	0	0	17,214	87,100	123,970	377,506
ZHCD	21,242	-4,857	-25,763	-45,864	0	0	0	0	-21,242	4,857	25,763	45,864
QGMD	178,214	310,767	411,274	-1,004,519	0	-552,391	-614,124	-615,058	-178,214	241,624	202,850	1,619,577
SIIS	133,799	481,723	778,747	3,661,439	0	-145,182	-145,182	116,036	-133,799	-336,541	-633,565	-3,777,475
BLDN	-521,531	-387,593	4,595,378	-1,761,056	0	23,328	74,623	127,414	521,531	364,265	-4,670,001	1,633,642
MCGS	-95,954	-136,933	258,615	-1,684,968	6,938	10,148	53,001	54,001	89,016	126,785	-311,616	1,630,967
QCFS	0	0	0	473	0	0	0	0	0	0	0	-473
QFLS	33,703	220,781	790,112	632,123	1,058	2,318	17,918	-150,853	-34,761	-223,099	-808,030	-481,270
WDAM	9,324	507,184	458,339	-1,896,145	0	0	-51,905	77,085	-9,324	-507,184	-406,434	1,819,060
MCCS	48,661	-10,147	-154,875	-130,827	0	0	-7,448	-20,415	-48,661	10,147	162,323	151,242
MERS	24,453	39,633	52,479	234,935	0	835	929	5,508	-24,453	-40,468	-53,408	-240,443
MEZA	-288,814	-1,267,124	-3,294,661	-8,316,579	0	-25,632	6,244	-6,485	288,814	1,292,756	3,288,417	8,323,064
QIMD	3,744	145,274	62,767	176,530	0	0	9,914	-113,086	-3,744	-145,274	-72,681	-63,444

Company	Qatari				GCC				Foreigners			
	Daily Chg.	Last 5 Sessions chg.	Last 10 Sessions chg.	Last 20 Sessions chg.	Daily Chg.	Last 5 Sessions chg.	Last 10 Sessions chg.	Last 20 Sessions chg.	Daily Chg.	Last 5 Sessions chg.	Last 10 Sessions chg.	Last 20 Sessions chg.
QNCD	99,146	105,469	225,023	161,693	0	-9,761	-24,649	-62,489	-99,146	-95,708	-200,374	-99,204
IQCD	-209,814	-2,078,308	-2,028,916	1,678,303	230	-878	-3,648	78,323	209,584	2,079,186	2,032,564	-1,756,626
QIGD	-12,975	292,801	-128,953	24,023	0	0	-22,175	-15,427	12,975	-292,801	151,128	-8,596
QEWS	374,814	1,738,812	1,745,131	1,126,426	0	0	4,375	58,284	-374,814	-1,738,812	-1,749,506	-1,184,710
AHCS	41,590	1,144,809	1,374,292	692,017	0	55,486	55,486	19,247	-41,590	-1,200,295	-1,429,778	-711,264
GISS	-120,688	1,038,691	807,546	3,094,976	0	3,634	7,593	-48,407	120,688	-1,042,325	-815,139	-3,046,569
MPHC	-2,398,017	-12,171,514	-30,338,373	-57,979,562	26,000	26,000	45,606	-393,596	2,372,017	12,145,514	30,292,767	58,373,158
IGRD	409,659	475,048	396,415	-218,073	2,159	-9,541	-72,569	156,803	-411,818	-465,507	-323,846	61,270
QAMC	869,509	-6,832,687	-7,425,156	-6,694,424	-40,000	-3,934	-77,678	-119,222	-829,509	6,836,621	7,502,834	6,813,646
QATI	124,939	195,463	289,028	-440,880	1,370	-21,426	18,374	-498,457	-126,309	-174,037	-307,402	939,337
DOHI	-8,303	-194,188	29,493	74,268	0	71,509	174,151	284,996	8,303	122,679	-203,644	-359,264
QGRI	1,000	3,826	29,076	293,584	-1,000	-722	-6,322	-109,904	0	-3,104	-22,754	-183,680
AKHI	-122,061	-453,307	-212,336	-767,953	0	0	-33,942	-73,353	122,061	453,307	246,278	841,306
QISI	-18,318	-17,781	-82,777	-334,816	0	0	10,064	50,064	18,318	17,781	72,713	284,752
BEMA	10,012	3,819	1,398	56,352	0	0	0	0	-10,012	-3,819	-1,398	-56,352
QLMI	14,315	-32,920	-220,481	-236,812	0	0	0	-9,401	-14,315	32,920	220,481	246,213
UDCD	666,507	5,368,696	8,596,666	-4,996,850	0	-571,320	-571,320	-559,450	-666,507	-4,797,376	-8,025,346	5,556,300
BRES	-77,479	-502,259	-33,446	-5,665,505	0	-25,000	3,094	-121,869	77,479	527,259	30,352	5,787,374
ERES	96,580	-2,187,482	-3,680,088	1,413,955	140,453	140,453	186,916	180,416	-237,033	2,047,029	3,493,172	-1,594,371
MRDS	202,507	-2,343,040	-9,615,997	-3,270,340	-44,850	-23,042	-204,668	-40,546	-157,657	2,366,082	9,820,665	3,310,886
ORDS	-47,334	110,625	-1,992,144	-5,639,030	0	0	-865	21	47,334	-110,625	1,993,009	5,639,009
VFQS	-25,531	-315,773	1,306,843	-2,025,480	0	100,000	100,000	71,625	25,531	215,773	-1,406,843	1,953,855
QNNS	-33,231	-107,877	1,326,568	597,731	0	0	34,343	34,793	33,231	107,877	-1,360,911	-632,524
GWCS	-25,708	-347,688	-1,275,649	-1,112,688	0	0	631	631	25,708	347,688	1,275,018	1,112,057
QGTS	-1,700,500	-1,877,062	-3,711,041	-3,354,348	260	-124,740	-90,693	-546,838	1,700,240	2,001,802	3,801,734	3,901,186

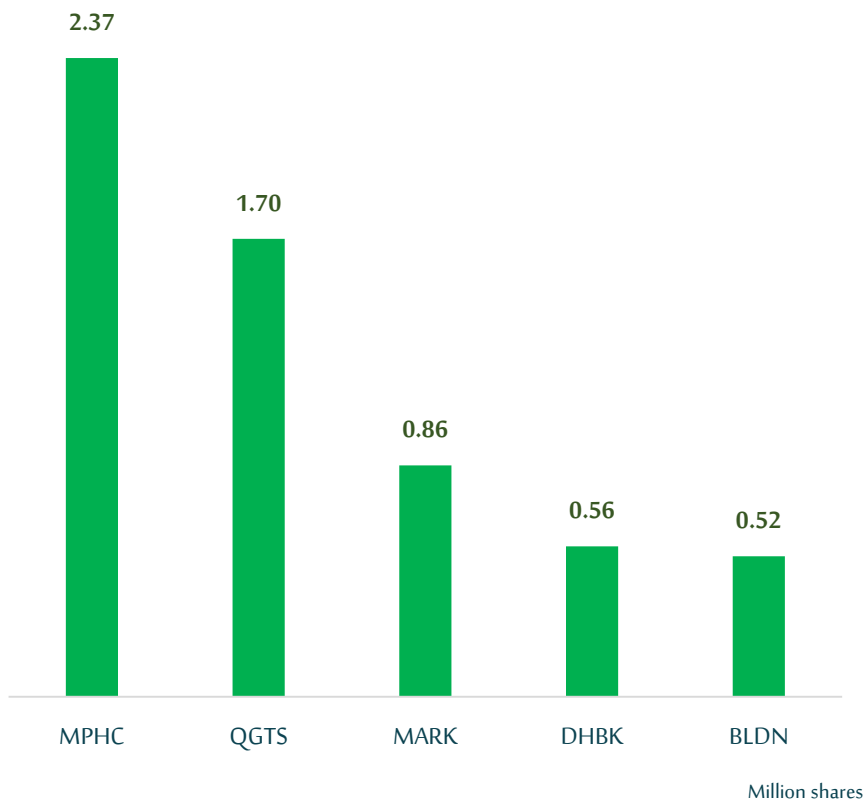
### Trading values by nationality for the last session (Million QAR)

	Bought	Sold	Net traded value
Qatari	443.20	426.97	16.23
GCC	18.86	31.65	-12.79
Arab	34.99	35.01	-0.02
Foreigners	48.87	52.30	-3.43
Total	545.93	545.93	0.00

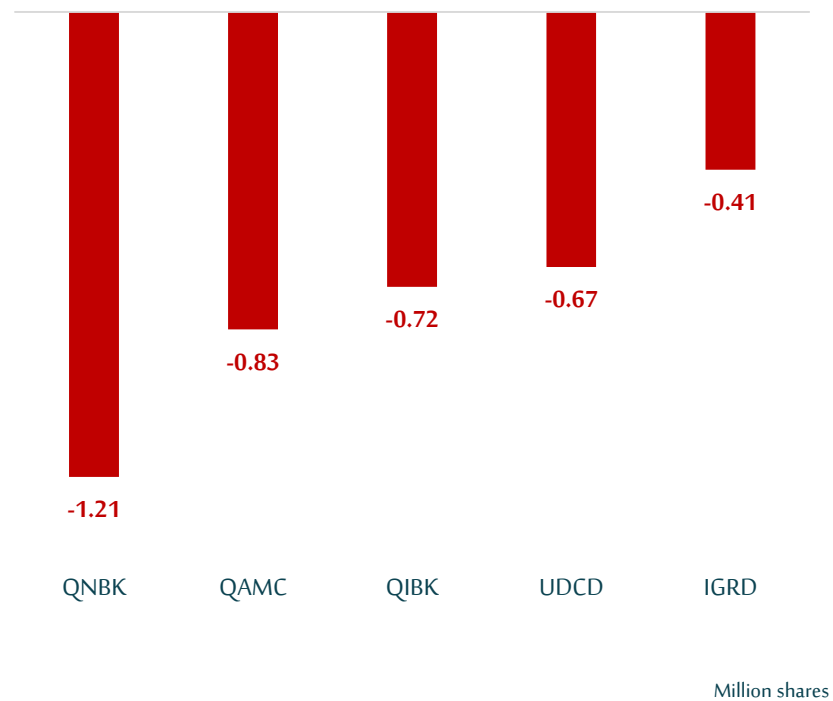
### Trading percentage by nationality for the last session

	Bought	Sold	Net traded
Qatari	81.18%	78.21%	2.97%
GCC	3.46%	5.80%	-2.34%
Arab	6.41%	6.41%	0.00%
Foreigners	8.95%	9.58%	-0.63%
Total	100.00%	100.00%	0.00%

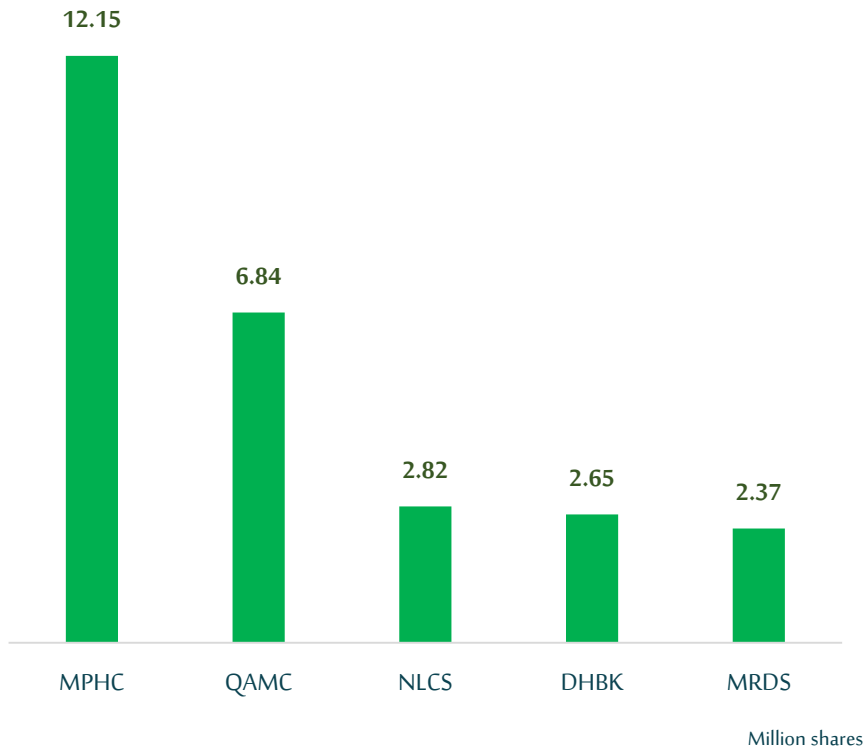
Top 5 Companies bought (net) by foreigners in the last cession



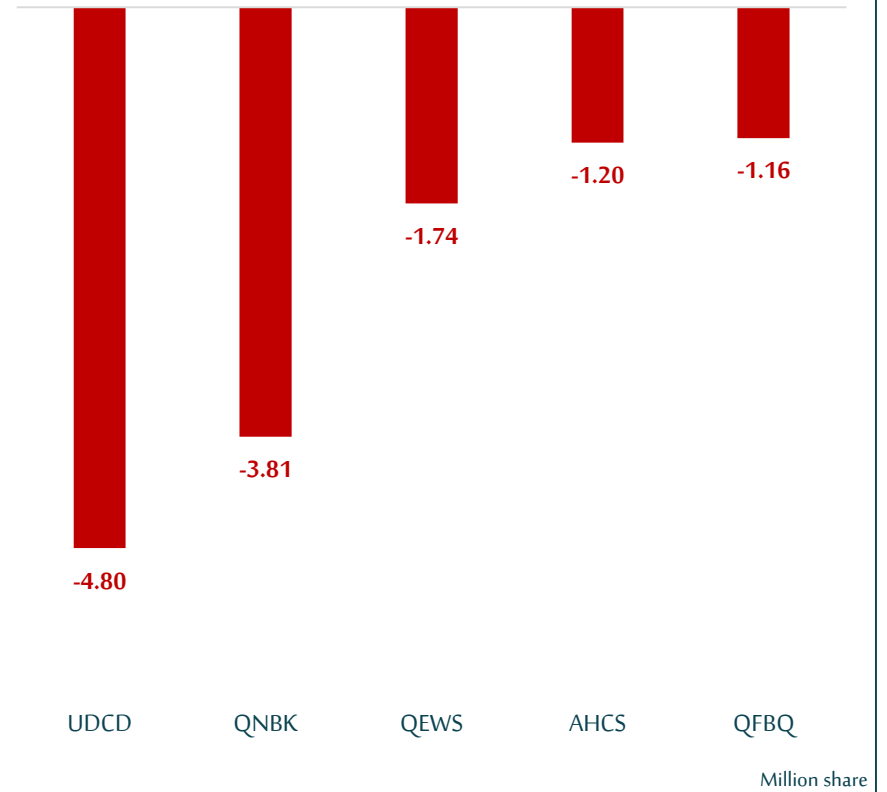
Top 5 companies sold (net) by foreigners in the last cession



Top 5 companies bought (net) by foreigners over the last 5 sessions



Top 5 companies sold (net) by foreigners over the last 5 sessions




- The figures represent a change in the number of shares.
- Daily Change: The net change between April 1<sup>st</sup> and 31<sup>st</sup> of March trading sessions
- Change for the last 5 sessions: The total daily net change for the last 5 sessions.
- Change for the last 10 sessions: The total daily net change for the last 10 sessions.
- Change for the last 20 sessions: The total daily net change for the last 20 sessions.

**DISCLAIMER:**

The information contained was obtained from various public sources believed to be reliable, but we do not guarantee its accuracy. Wasata Financial Securities makes no representations or warranties (express or implied) regarding the data and information provided and Wasata Financial Securities does not represent that the information content of this document is complete, or free from any error, not misleading, or fit for any particular purpose. This report document provides general information only. Neither the information nor any opinion expressed constitutes an offer or an invitation to make an offer, to buy or sell any securities or other investment products related to such securities or investments.

This report document contained is subject to change without prior notice. Wasata assumes no responsibility to update the information in this report document.





Prepared by Financial Advisory Department