



وساطة  
WASATA

للأوراق المالية  
FINANCIAL SECURITIES

Daily Report for Ownership Changes  
April 2<sup>nd</sup> 2024 Session

Company	Qatari				GCC				Foreigners			
	Daily Chg.	Last 5 Sessions chg.	Last 10 Sessions chg.	Last 20 Sessions chg.	Daily Chg.	Last 5 Sessions chg.	Last 10 Sessions chg.	Last 20 Sessions chg.	Daily Chg.	Last 5 Sessions chg.	Last 10 Sessions chg.	Last 20 Sessions chg.
QNBK	1,573,387	5,402,901	6,287,781	7,594,149	10,000	10,794	104,487	91,321	-1,583,387	-5,413,695	-6,392,268	-7,685,470
QIBK	870,767	1,179,736	314,995	862,571	0	52,061	269,238	342,267	-870,767	-1,231,797	-584,233	-1,204,838
CBQK	49,609	-393,812	1,077,663	-416,914	193,486	789,522	1,155,085	1,215,710	-243,095	-395,710	-2,232,748	-798,796
DHBK	-699,130	-1,010,013	-14,274,414	-22,406,269	204,161	204,847	229,847	1,476,453	494,969	805,166	14,044,567	20,929,816
ABQK	0	9,093	-120,660	-131,283	0	0	116,661	116,661	0	-9,093	3,999	14,622
QIHK	126,899	-212,911	42,366	-322,921	-810	10,283	82,047	85,354	-126,089	202,628	-124,413	237,567
MARK	1,382,206	1,219,968	1,525,045	1,854,200	-75,008	-22,113	-20,892	250,730	-1,307,198	-1,197,855	-1,504,153	-2,104,930
DUBK	225,792	-866,554	354,498	1,021,902	0	3,286	5,113	59,849	-225,792	863,268	-359,611	-1,081,751
QFBQ	58,738	758,404	-353,664	-893,246	0	95,550	72,850	95,550	-58,738	-853,954	280,814	797,696
NLCS	547,812	-2,713,418	-2,833,742	-659,520	0	215,240	265,244	206,547	-547,812	2,498,178	2,568,498	452,973
DBIS	20,275	-172,360	-96,215	-793,344	0	0	503	503	-20,275	172,360	95,712	792,841
QOIS	15,209	419,373	648,648	-3,161	0	0	-24,404	-35,340	-15,209	-419,373	-624,244	38,501
IHGS	-126,369	-191,787	-495,130	-279,687	0	0	0	0	126,369	191,787	495,130	279,687
ZHCD	-9,236	43,122	-28,766	-55,108	0	0	0	0	9,236	-43,122	28,766	55,108
QGMD	-251,942	259,592	541,226	-1,620,009	88,616	-110,007	-525,508	-507,801	163,326	-149,585	-15,718	2,127,810
SIIS	65,114	319,888	1,087,726	3,969,783	0	-145,182	-145,182	96,959	-65,114	-174,706	-942,544	-4,066,742
BLDN	-147,399	-271,921	3,870,528	-1,684,434	0	23,328	-39	127,414	147,399	248,593	-3,870,489	1,557,020
MCGS	376,785	407,819	847,776	-1,332,312	0	10,148	53,001	54,001	-376,785	-417,967	-900,777	1,278,311
QCFS	0	0	0	473	0	0	0	0	0	0	0	-473
QFLS	26,348	287,437	638,685	565,560	0	2,318	17,918	-148,853	-26,348	-289,755	-656,603	-416,707
WDAM	-155,578	-14,872	562,185	-1,897,188	0	0	-51,905	-26,809	155,578	14,872	-510,280	1,923,997
MCCS	230,300	297,751	110,162	28,352	0	0	-7,448	-20,415	-230,300	-297,751	-102,714	-7,937
MERS	-9,770	23,657	41,516	219,859	0	835	929	5,008	9,770	-24,492	-42,445	-224,867
MEZA	-227,775	-1,436,613	-3,061,576	-8,310,605	-1,735	-1,735	-646	-8,220	229,510	1,438,348	3,062,222	8,318,825
QIMD	1,639	85,556	-110,486	130,260	0	0	13,414	-117,086	-1,639	-85,556	97,072	-13,174

Company	Qatari				GCC				Foreigners			
	Daily Chg.	Last 5 Sessions chg.	Last 10 Sessions chg.	Last 20 Sessions chg.	Daily Chg.	Last 5 Sessions chg.	Last 10 Sessions chg.	Last 20 Sessions chg.	Daily Chg.	Last 5 Sessions chg.	Last 10 Sessions chg.	Last 20 Sessions chg.
QNCD	-12,275	142,449	124,150	76,040	0	-9,761	-24,649	-60,989	12,275	-132,688	-99,501	-15,051
IQCD	-278,903	-1,585,693	-2,475,251	1,209,763	-75,000	-48,078	-84,181	-311	353,903	1,633,771	2,559,432	-1,209,452
QIGD	-13,697	279,917	380,087	2,322,077	0	0	-22,175	-14,318	13,697	-279,917	-357,912	-2,307,759
QEWS	43,606	1,782,051	1,737,625	1,050,290	0	0	4,375	57,284	-43,606	-1,782,051	-1,742,000	-1,107,574
AHCS	-47,518	1,108,134	1,089,795	370,001	0	0	55,486	75,486	47,518	-1,108,134	-1,145,281	-445,487
GISS	-65,118	527,310	823,001	2,709,611	-20,000	-20,000	-15,152	-67,407	85,118	-507,310	-807,849	-2,642,204
MPHC	-2,059,863	-12,226,132	-23,597,850	-57,739,490	0	26,000	49,892	-389,311	2,059,863	12,200,132	23,547,958	58,128,801
IGRD	-123,243	439,794	273,175	-723,072	0	-9,541	-72,569	156,803	123,243	-430,253	-200,606	566,269
QAMC	-1,602,170	-9,808,687	-9,440,737	-9,886,324	0	-3,934	-6,678	-36,382	1,602,170	9,812,621	9,447,415	9,922,706
QATI	-12,912	130,766	256,524	-372,136	0	-6,626	13,374	-458,457	12,912	-124,140	-269,898	830,593
DOHI	-4,000	-140,773	25,274	70,268	0	71,509	114,151	284,996	4,000	69,264	-139,425	-355,264
QGRI	0	3,826	27,976	293,584	0	-722	-5,222	-109,904	0	-3,104	-22,754	-183,680
AKHI	96,455	-285,881	-235,311	-554,403	0	0	-33,942	-73,353	-96,455	285,881	269,253	627,756
QISI	60,541	51,338	-8,017	-260,659	0	0	10,064	20,064	-60,541	-51,338	-2,047	240,595
BEMA	0	3,819	900	56,352	0	0	0	0	0	-3,819	-900	-56,352
QLMI	171,466	110,282	-59,015	-95,081	0	0	0	-9,401	-171,466	-110,282	59,015	104,482
UDCD	-444,584	3,668,421	8,381,883	-4,310,578	0	-571,320	-571,320	-559,450	444,584	-3,097,101	-7,810,563	4,870,028
BRES	-250,211	-1,139,268	184,934	-6,870,104	0	-25,000	-583	-135,689	250,211	1,164,268	-184,351	7,005,793
ERES	337,148	-724,150	-3,118,302	1,815,290	-140,453	0	46,463	-37	-196,695	724,150	3,071,839	-1,815,253
MRDS	2,927,617	2,404,706	-2,989,498	-2,380,210	0	-23,042	-204,668	-47,546	-2,927,617	-2,381,664	3,194,166	2,427,756
ORDS	-357,754	-593,117	-2,108,187	-6,281,627	0	0	0	21	357,754	593,117	2,108,187	6,281,606
VFQS	-1,359,444	-582,000	-2,055,265	-3,891,452	98,517	98,517	198,517	170,142	1,260,927	483,483	1,856,748	3,721,310
QNNS	-75,964	-201,929	1,463,842	404,954	144	144	34,987	34,487	75,964	201,785	-1,498,829	-439,441
GWCS	-30,863	-168,616	-1,191,661	-908,085	0	0	631	631	30,863	168,616	1,191,030	907,454
QGTS	-478,576	-2,277,417	-3,699,023	-4,540,058	1,500	-123,240	-87,416	-533,040	477,076	2,400,657	3,786,439	5,073,098

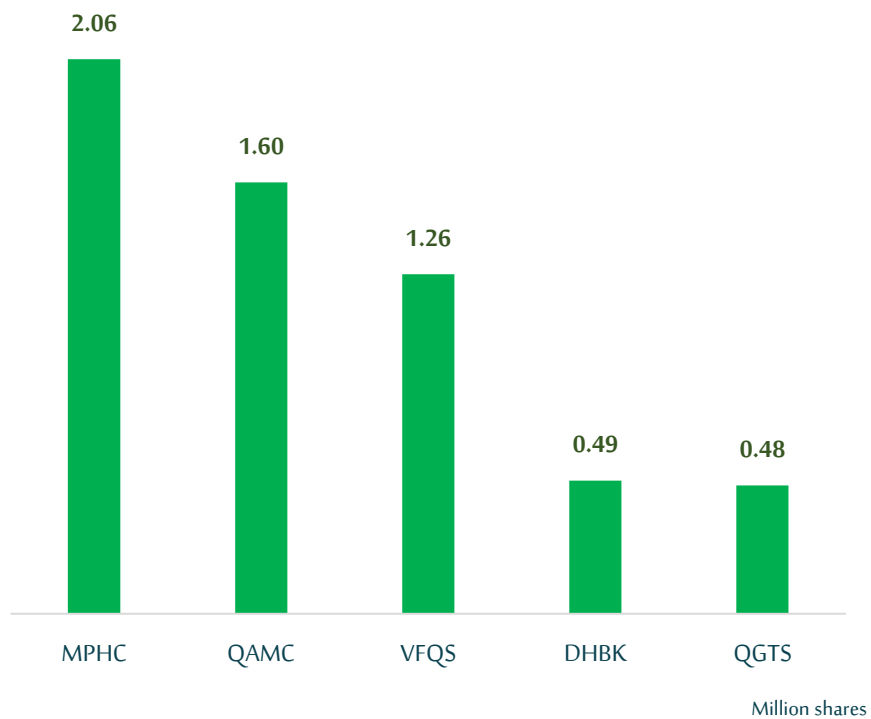
### Trading values by nationality for the last session (Million QAR)

	Bought	Sold	Net traded value
Qatari	282.87	254.91	27.96
GCC	11.65	29.42	-17.78
Arab	38.39	39.31	-0.92
Foreigners	84.77	94.02	-9.26
Total	417.67	417.67	0.00

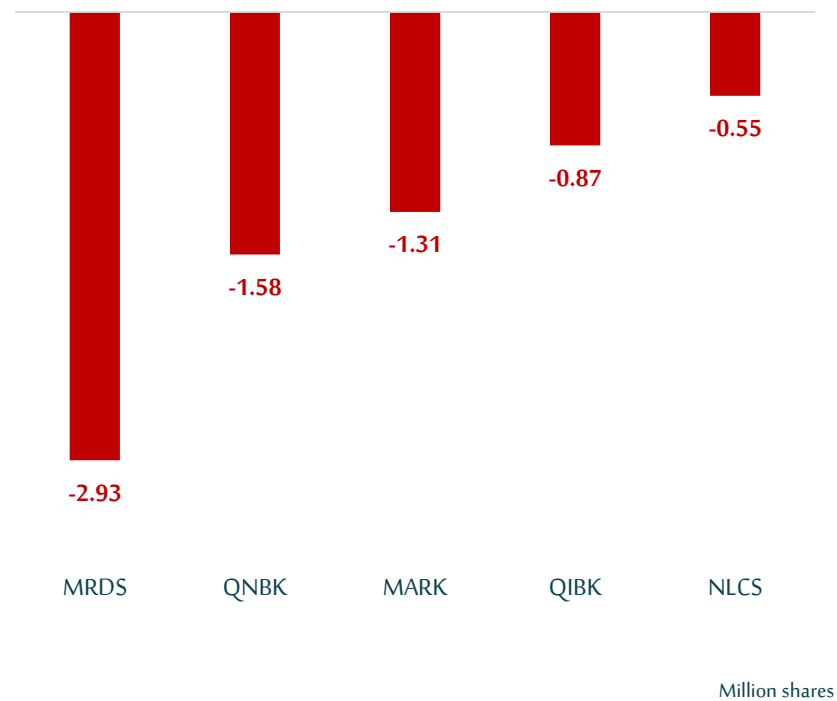
### Trading percentage by nationality for the last session

	Bought	Sold	Net traded
<b>Qatari</b>	67.73%	61.03%	6.69%
<b>GCC</b>	2.79%	7.05%	-4.26%
<b>Arab</b>	9.19%	9.41%	-0.22%
<b>Foreigners</b>	20.30%	22.51%	-2.22%
<b>Total</b>	100.00%	100.00%	0.00%

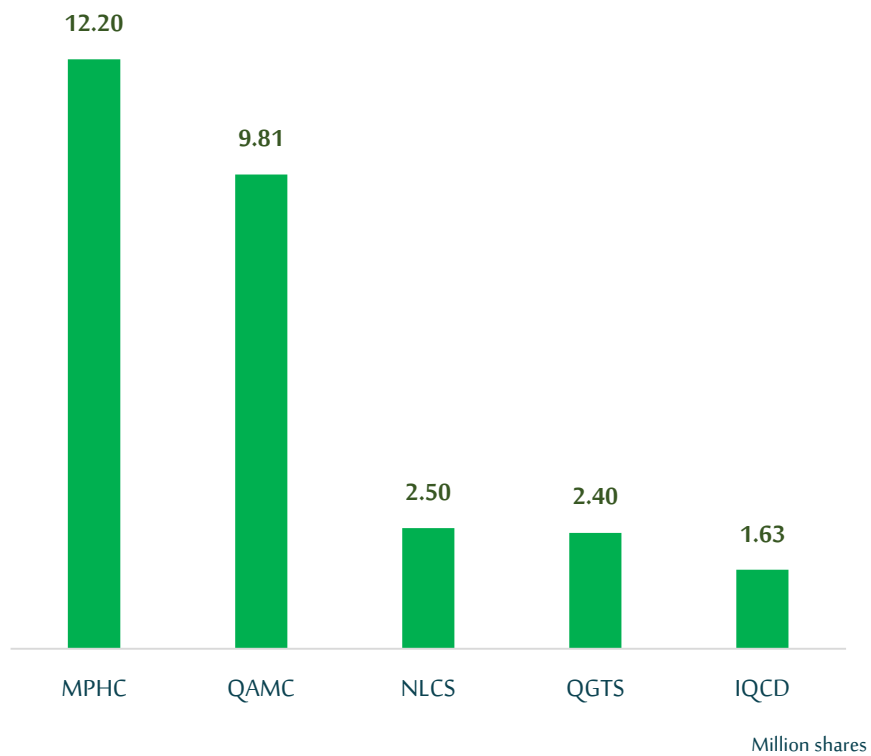
Top 5 Companies bought (net) by foreigners in the last session



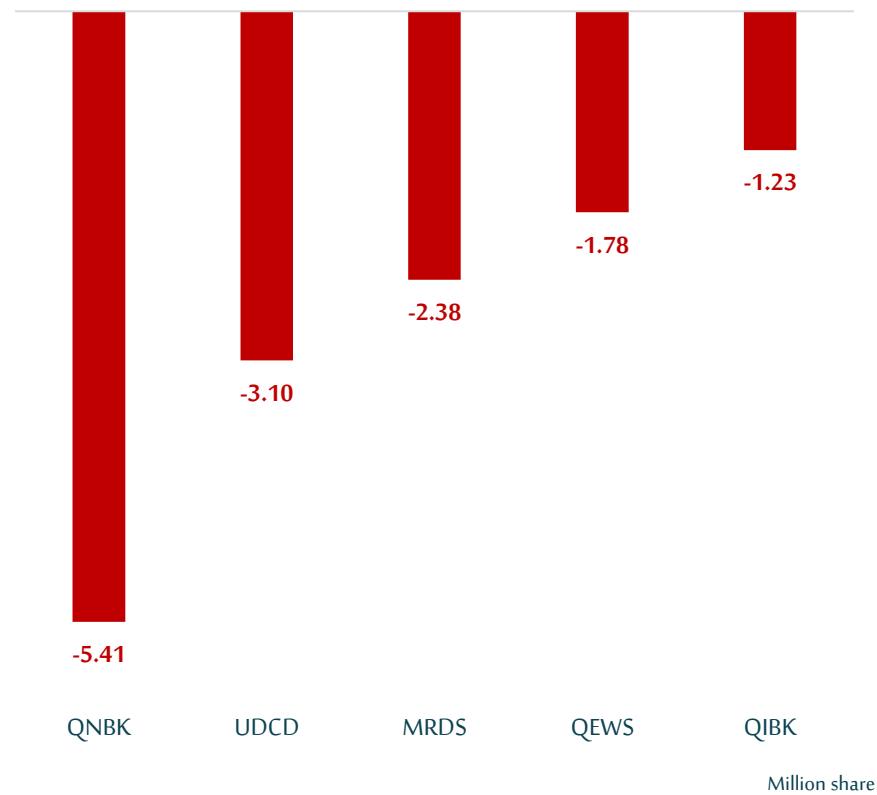
Top 5 companies sold (net) by foreigners in the last session



Top 5 companies bought (net) by foreigners over the last 5 sessions



Top 5 companies sold (net) by foreigners over the last 5 sessions




- The figures represent a change in the number of shares.
- Daily Change: The net change between April 2<sup>nd</sup> and 1<sup>st</sup> trading sessions
- Change for the last 5 sessions: The total daily net change for the last 5 sessions.
- Change for the last 10 sessions: The total daily net change for the last 10 sessions.
- Change for the last 20 sessions: The total daily net change for the last 20 sessions.

**DISCLAIMER:**

The information contained was obtained from various public sources believed to be reliable, but we do not guarantee its accuracy. Wasata Financial Securities makes no representations or warranties (express or implied) regarding the data and information provided and Wasata Financial Securities does not represent that the information content of this document is complete, or free from any error, not misleading, or fit for any particular purpose. This report document provides general information only. Neither the information nor any opinion expressed constitutes an offer or an invitation to make an offer, to buy or sell any securities or other investment products related to such securities or investments.

This report document contained is subject to change without prior notice. Wasata assumes no responsibility to update the information in this report document.





Prepared by Financial Advisory Department