



وساطة  
WASATA

للأوراق المالية  
FINANCIAL SECURITIES

Daily Report for Ownership Changes  
April 3<sup>rd</sup> 2024 Session

Company	Qatari				GCC				Foreigners			
	Daily Chg.	Last 5 Sessions chg.	Last 10 Sessions chg.	Last 20 Sessions chg.	Daily Chg.	Last 5 Sessions chg.	Last 10 Sessions chg.	Last 20 Sessions chg.	Daily Chg.	Last 5 Sessions chg.	Last 10 Sessions chg.	Last 20 Sessions chg.
QNBK	1,953,453	6,365,269	8,663,430	8,572,638	0	-9,206	104,487	91,321	-1,953,453	-6,356,063	-8,767,917	-8,663,959
QIBK	989,593	2,671,621	1,403,154	1,222,533	3,000	55,010	272,263	325,451	-992,593	-2,726,631	-1,675,417	-1,547,984
CBQK	424,435	362,823	1,426,737	-79,649	16,090	725,168	1,037,175	1,240,800	-440,525	-1,087,991	-2,463,912	-1,161,151
DHBK	-1,365,143	-2,012,615	-15,007,466	-23,602,122	-205,261	-414	24,586	1,271,192	1,570,404	2,013,029	14,982,880	22,330,930
ABQK	-12,880	-6,287	-127,040	-144,163	0	0	116,661	116,661	12,880	6,287	10,379	27,502
QIIK	159,240	-283,946	102,144	-79,553	0	12,848	82,059	87,554	-159,240	271,098	-184,203	-8,001
MARK	2,295,855	2,999,591	4,660,133	4,802,333	-3,768	-32,221	-25,390	271,876	-2,292,087	-2,967,370	-4,634,743	-5,074,209
DUBK	1,346,051	20,519	1,815,879	2,810,865	0	0	5,113	59,849	-1,346,051	-20,519	-1,820,992	-2,870,714
QFBQ	84,584	567,532	-287,299	-945,175	0	0	72,850	95,231	-84,584	-567,532	214,449	849,944
NLCS	-30,632	-2,470,245	-1,949,287	-652,530	0	215,240	220,808	220,792	30,632	2,255,005	1,728,479	431,738
DBIS	225,098	146,782	218,697	-571,442	0	0	503	503	-225,098	-146,782	-219,200	570,939
QOIS	206,948	626,321	446,321	157,112	0	0	0	-35,340	-206,948	-626,321	-446,321	-121,772
IHGS	88,669	-107,969	-409,152	-143,290	0	0	0	0	-88,669	107,969	409,152	143,290
ZHCD	12,913	54,465	-6,868	-43,470	0	0	0	0	-12,913	-54,465	6,868	43,470
QGMD	124,786	-9,774	507,640	-1,098,535	-85,164	-18,593	-610,672	-615,314	-39,622	28,367	103,032	1,713,849
SIIS	3,457	268,296	918,106	1,698,686	30,000	-71,182	-115,182	-76,969	-33,457	-197,114	-802,924	-1,621,717
BLDN	341,619	368,783	2,500,585	-443,707	0	23,328	-14,916	117,414	-341,619	-392,111	-2,485,669	326,293
MCGS	23,878	411,709	683,691	-1,242,335	0	10,148	53,001	54,001	-23,878	-421,857	-736,692	1,188,334
QCFS	0	0	0	473	0	0	0	0	0	0	0	-473
QFLS	-28,913	40,566	209,917	-7,274	1,000	2,068	17,918	-147,853	27,913	-42,634	-227,835	155,127
WDAM	-134,258	-192,756	449,640	-1,955,787	115,133	115,133	85,389	88,324	19,125	77,623	-535,029	1,867,463
MCCS	154,341	430,875	301,569	49,538	0	0	-7,448	-12,915	-154,341	-430,875	-294,121	-36,623
MERS	-10,509	10,785	26,665	89,038	0	835	929	5,008	10,509	-11,620	-27,594	-94,046
MEZA	-229,160	-1,099,060	-2,962,023	-8,508,848	-2,065	-3,800	-16,948	-10,285	231,225	1,102,860	2,978,971	8,519,133
QIMD	-29,572	53,334	-163,535	56,332	0	0	13,414	-120,086	29,572	-53,334	150,121	63,754

Company	Qatari				GCC				Foreigners			
	Daily Chg.	Last 5 Sessions chg.	Last 10 Sessions chg.	Last 20 Sessions chg.	Daily Chg.	Last 5 Sessions chg.	Last 10 Sessions chg.	Last 20 Sessions chg.	Daily Chg.	Last 5 Sessions chg.	Last 10 Sessions chg.	Last 20 Sessions chg.
QNCD	127,004	196,165	188,069	187,402	-776	-10,560	-10,275	-61,765	-126,228	-185,605	-177,794	-125,637
IQCD	-1,462,841	-2,122,694	-3,958,511	-1,257,474	0	-75,270	-29,181	477	1,462,841	2,197,964	3,987,692	1,256,997
QIGD	23,977	288,220	740,018	1,617,724	0	0	-19,675	-8,657	-23,977	-288,220	-720,343	-1,609,067
QEWS	177,997	626,473	1,798,096	956,223	0	0	4,375	57,284	-177,997	-626,473	-1,802,471	-1,013,507
AHCS	400,462	1,244,635	1,632,754	1,683,343	0	0	55,486	75,486	-400,462	-1,244,635	-1,688,240	-1,758,829
GISS	-630,142	-1,129,757	-67,432	1,564,645	10,515	-38,685	-33,037	-73,131	619,627	1,168,442	100,469	-1,491,514
MPHC	-1,751,179	-8,389,159	-23,305,031	-56,656,993	-9,254	16,746	40,638	-398,565	1,760,433	8,372,413	23,264,393	57,055,558
IGRD	199,793	723,657	432,650	-796,654	0	-7,841	-72,569	156,803	-199,793	-715,816	-360,081	639,851
QAMC	-7,947,438	-15,059,721	-17,115,194	-17,517,268	56,253	56,319	54,430	18,871	7,891,185	15,003,402	17,060,764	17,498,397
QATI	20,784	211,853	211,158	-873,338	10,394	23,768	23,768	1,618	-31,178	-235,621	-234,926	871,720
DOHI	-304	24,062	-7,712	70,464	0	0	84,151	284,996	304	-24,062	-76,439	-355,460
QGRI	5,790	8,916	33,766	268,375	0	278	-5,222	-109,904	-5,790	-9,194	-28,544	-158,471
AKHI	174,557	-27,174	-68,754	-250,039	0	0	-33,942	-73,353	-174,557	27,174	102,696	323,392
QISI	-15,847	46,309	6,037	-263,403	0	0	10,064	20,064	15,847	-46,309	-16,101	243,339
BEMA	790	24,887	1,690	58,192	0	0	0	0	-790	-24,887	-1,690	-58,192
QLMI	4,995	135,277	-41,620	-247,618	0	0	0	-9,401	-4,995	-135,277	41,620	257,019
UDCD	1,918,615	3,735,234	10,430,216	-1,755,268	0	36,568	-571,320	-559,450	-1,918,615	-3,771,802	-9,858,896	2,314,718
BRES	-253,885	-1,538,529	-79,818	-6,565,513	-1,000	-26,000	-83	-154,418	254,885	1,564,529	79,901	6,719,931
ERES	-10,532	1,093,419	-3,215,997	1,406,751	-6,400	-6,400	40,063	-6,437	16,932	-1,087,019	3,175,934	-1,400,314
MRDS	-437,957	2,346,811	-4,332,784	-4,425,423	150,729	142,563	-33,939	103,183	287,228	-2,489,374	4,366,723	4,322,240
ORDS	448,284	278,167	-1,419,037	-5,642,717	0	0	0	21	-448,284	-278,167	1,419,037	5,642,696
VFQS	865,378	-1,335,846	-1,169,923	-2,853,358	79,407	177,924	177,924	249,549	-944,785	1,157,922	991,999	2,603,809
QNNS	-56,327	-158,033	1,270,150	515,157	0	144	34,987	33,987	56,327	157,889	-1,305,137	-549,144
GWCS	-24,041	-203,680	-972,126	-948,615	0	0	631	631	24,041	203,680	971,495	947,984
QGTS	949,250	-1,201,328	-1,958,556	-3,503,722	10,517	-112,723	-119,707	-467,784	-959,767	1,314,051	2,078,263	3,971,506

### Trading values by nationality for the last session (Million QAR)

	Bought	Sold	Net traded value
<b>Qatari</b>	303.74	265.00	38.74
<b>GCC</b>	24.09	43.25	-19.16
<b>Arab</b>	42.68	39.21	3.48
<b>Foreigners</b>	122.66	145.72	-23.06
<b>Total</b>	493.17	493.17	0.00

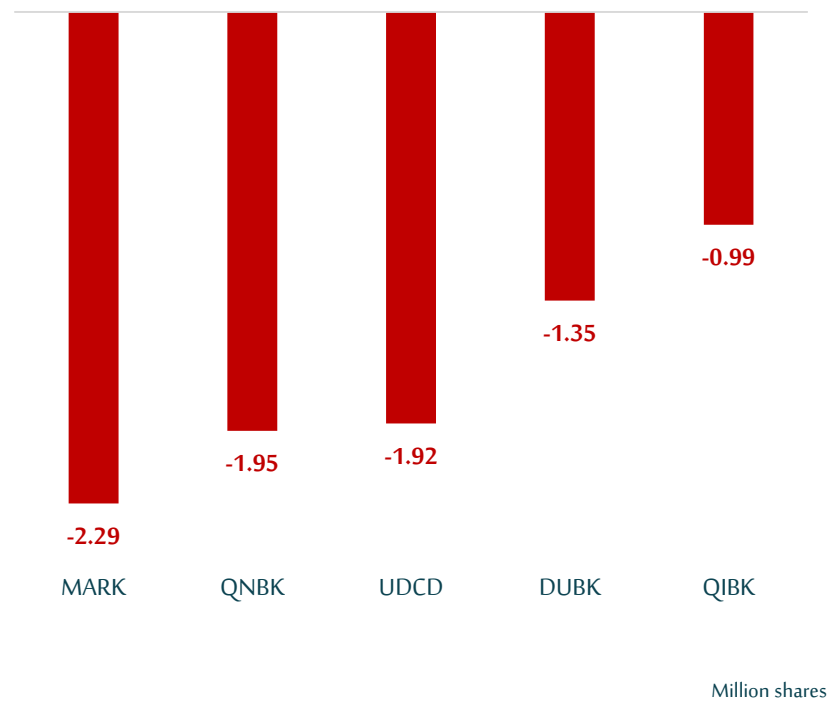
### Trading percentage by nationality for the last session

	Bought	Sold	Net traded
<b>Qatari</b>	61.59%	53.73%	7.86%
<b>GCC</b>	4.89%	8.77%	-3.89%
<b>Arab</b>	8.66%	7.95%	0.71%
<b>Foreigners</b>	24.87%	29.55%	-4.68%
<b>Total</b>	100.00%	100.00%	0.00%

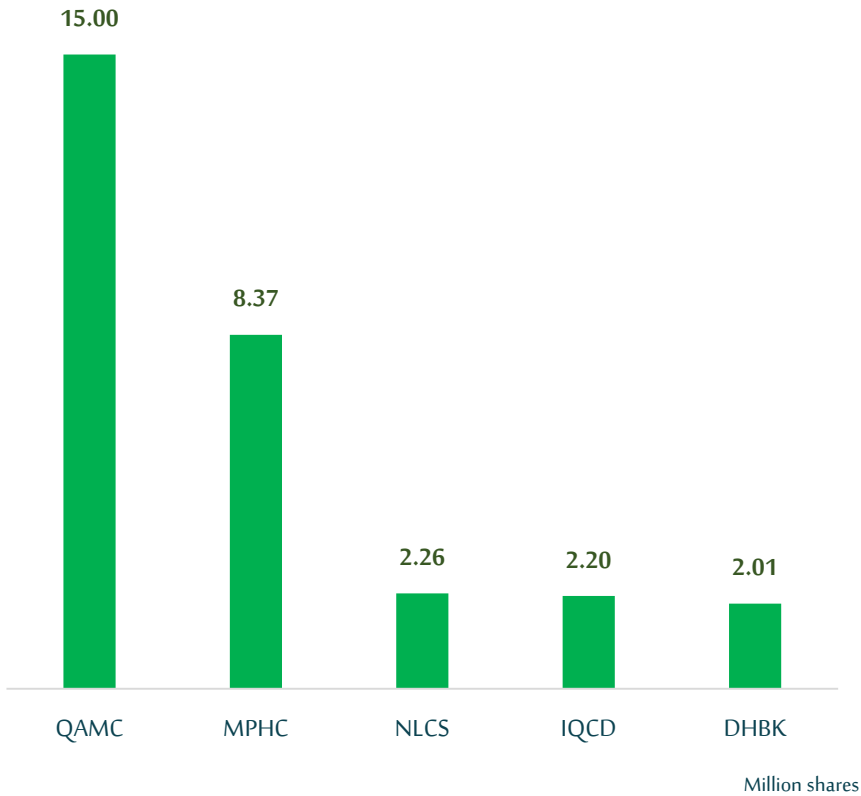
Top 5 Companies bought (net) by foreigners in the last session



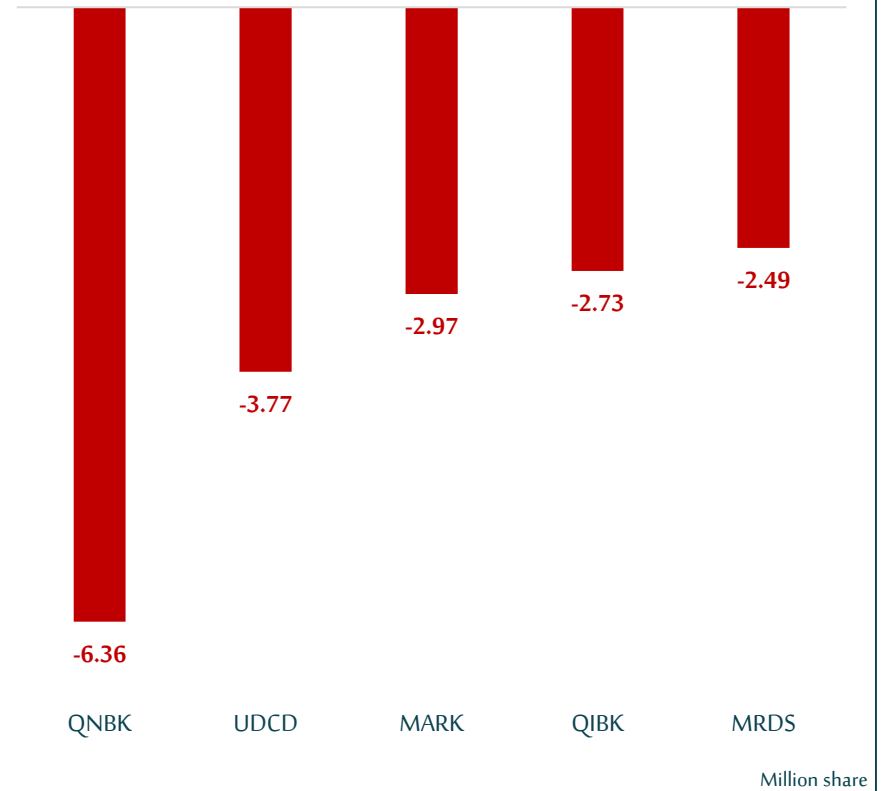
Top 5 companies sold (net) by foreigners in the last session



Top 5 companies bought (net) by foreigners over the last 5 sessions



Top 5 companies sold (net) by foreigners over the last 5 sessions




- The figures represent a change in the number of shares.
- Daily Change: The net change between April 3<sup>rd</sup> and 2<sup>nd</sup> trading sessions
- Change for the last 5 sessions: The total daily net change for the last 5 sessions.
- Change for the last 10 sessions: The total daily net change for the last 10 sessions.
- Change for the last 20 sessions: The total daily net change for the last 20 sessions.

**DISCLAIMER:**

The information contained was obtained from various public sources believed to be reliable, but we do not guarantee its accuracy. Wasata Financial Securities makes no representations or warranties (express or implied) regarding the data and information provided and Wasata Financial Securities does not represent that the information content of this document is complete, or free from any error, not misleading, or fit for any particular purpose. This report document provides general information only. Neither the information nor any opinion expressed constitutes an offer or an invitation to make an offer, to buy or sell any securities or other investment products related to such securities or investments.

This report document contained is subject to change without prior notice. Wasata assumes no responsibility to update the information in this report document.





Prepared by Financial Advisory Department