



وساطة
WASATA

للأوراق المالية
FINANCIAL SECURITIES

Daily Report for Ownership Changes
April 4th 2024 Session

Company	Qatari				GCC				Foreigners			
	Daily Chg.	Last 5 Sessions chg.	Last 10 Sessions chg.	Last 20 Sessions chg.	Daily Chg.	Last 5 Sessions chg.	Last 10 Sessions chg.	Last 20 Sessions chg.	Daily Chg.	Last 5 Sessions chg.	Last 10 Sessions chg.	Last 20 Sessions chg.
QNBK	688,567	5,843,083	9,815,903	9,986,447	0	-9,206	104,487	91,321	-688,567	-5,833,877	-9,920,390	-10,077,768
QIBK	174,841	2,839,462	1,574,514	1,117,956	-41,600	11,410	230,663	233,992	-133,241	-2,850,872	-1,805,177	-1,351,948
CBQK	803,388	874,165	1,350,141	1,627,560	1,763	612,130	1,038,938	1,242,563	-805,151	-1,486,295	-2,389,079	-2,870,123
DHBK	-2,571,925	-4,550,877	-11,446,617	-25,568,978	204,889	204,455	224,475	1,434,188	2,367,036	4,346,422	11,222,142	24,134,790
ABQK	0	-12,879	-127,040	-142,283	0	0	116,661	116,661	0	12,879	10,379	25,622
QIHK	-15,298	26,801	178,095	-112,521	5,709	15,057	73,738	93,263	9,589	-41,858	-251,833	19,258
MARK	921,485	3,956,588	6,104,157	5,124,940	-113,062	-139,053	-130,782	81,697	-808,423	-3,817,535	-5,973,375	-5,206,637
DUBK	-806,576	812,823	471,830	1,741,223	0	0	5,843	62,349	806,576	-812,823	-477,673	-1,803,572
QFBQ	-169,844	-507,473	-278,159	-1,152,356	0	0	95,550	95,231	169,844	507,473	182,609	1,057,125
NLCS	-98,718	-2,201,860	-2,100,676	-261,119	-325,744	-110,244	-104,936	-140,421	424,462	2,312,104	2,205,612	401,540
DBIS	-158,011	-58,624	5,043	-590,067	0	0	503	503	158,011	58,624	-5,546	589,564
QOIS	317,527	943,848	943,848	521,539	0	0	0	0	-317,527	-943,848	-943,848	-521,539
IHGS	10,442	-109,136	-370,809	-145,358	0	0	0	0	-10,442	109,136	370,809	145,358
ZHCD	-6,175	29,967	-238	-61,171	0	0	0	0	6,175	-29,967	238	61,171
QGMD	-204,837	-466,204	260,552	-1,378,363	17,000	20,837	-565,828	-635,433	187,837	445,367	305,276	2,013,796
SIIS	585,129	902,677	1,785,413	2,522,867	30,362	-50,820	-84,820	-122,675	-615,491	-851,857	-1,700,593	-2,400,192
BLDN	-1,040,895	-715,491	138,044	-918,897	-33,000	-9,672	-35,254	84,414	1,073,895	725,163	-102,790	834,483
MCGS	-278,817	60,224	-172,544	-1,374,324	58,240	65,768	75,350	112,241	220,577	-125,992	97,194	1,262,083
QCFS	0	0	0	473	0	0	0	0	0	0	0	-473
QFLS	-225,833	-209,388	-49,486	-112,549	0	2,068	17,918	-147,853	225,833	207,320	31,568	260,402
WDAM	-65,479	-202,093	140,340	-1,380,005	0	115,133	85,389	88,324	65,479	86,960	-225,729	1,291,681
MCCS	-35,734	344,104	298,426	44,443	0	0	3,659	-18,044	35,734	-344,104	-302,085	-26,399
MERS	-4,205	9,322	6,812	115,696	0	0	971	5,008	4,205	-9,322	-7,783	-120,704
MEZA	-176,300	-1,030,309	-2,627,709	-8,608,109	0	-3,800	-28,736	-9,125	176,300	1,034,109	2,656,445	8,617,234
QIMD	8,893	54,045	-108,904	40,003	0	0	13,414	9,914	-8,893	-54,045	95,490	-49,917

Company	Qatari				GCC				Foreigners			
	Daily Chg.	Last 5 Sessions chg.	Last 10 Sessions chg.	Last 20 Sessions chg.	Daily Chg.	Last 5 Sessions chg.	Last 10 Sessions chg.	Last 20 Sessions chg.	Daily Chg.	Last 5 Sessions chg.	Last 10 Sessions chg.	Last 20 Sessions chg.
QNCD	69,661	318,697	260,206	232,821	0	-776	-10,275	-61,415	-69,661	-317,921	-249,931	-171,406
IQCD	-2,174,516	-3,781,069	-6,384,580	-3,628,479	-91,192	-165,962	-119,873	-96,215	2,265,708	3,947,031	6,504,453	3,724,694
QIGD	-120,713	-8,408	454,785	1,144,446	12,000	12,000	-7,675	-38,657	108,713	-3,592	-447,110	-1,105,789
QEWS	154,108	747,634	2,084,874	901,508	14,700	14,700	19,075	71,984	-168,808	-762,334	-2,103,949	-973,492
AHCS	-76,653	1,294,710	1,605,914	1,907,857	0	0	55,486	75,486	76,653	-1,294,710	-1,661,400	-1,983,343
GISS	-7,872	-1,777,703	250,586	2,334,433	-24,149	-33,634	-28,786	-80,041	32,021	1,811,337	-221,800	-2,254,392
MPHC	-5,097,838	-11,065,615	-26,429,542	-59,110,706	7,450	24,196	24,196	-360,109	5,090,388	11,041,419	26,405,346	59,470,815
IGRD	-597,763	142,760	-193,450	-891,971	0	-7,841	-72,569	156,803	597,763	-134,919	266,019	735,168
QAMC	-19,270,412	-30,395,392	-35,644,902	-36,951,489	-10,563	-13,844	47,867	8,308	19,280,975	30,409,236	35,597,035	36,943,181
QATI	-66,363	54,444	158,829	-793,286	2,781	26,549	-3,451	26,549	63,582	-80,993	-155,378	766,737
DOHI	0	5,987	-89,396	42,357	0	0	84,151	284,996	0	-5,987	5,245	-327,353
QGRI	10,000	17,916	43,766	221,018	0	1,000	-4,722	-112,947	-10,000	-18,916	-39,044	-108,071
AKHI	-200,166	39,880	-399,242	-498,935	0	0	26,058	-48,353	200,166	-39,880	373,184	547,288
QISI	-5,865	12,172	76,432	-224,862	0	0	0	20,064	5,865	-12,172	-76,432	204,798
BEMA	-87	9,291	3,963	63,619	0	0	0	-26,284	87	-9,291	-3,963	-37,335
QLMI	11,749	168,526	149,995	-277,656	0	0	0	18	-11,749	-168,526	-149,995	277,638
UDCD	301,743	3,032,049	10,674,331	-1,112,396	0	35,000	-571,320	-559,450	-301,743	-3,067,049	-10,103,011	1,671,846
BRES	-180,278	-396,223	-762,567	-6,685,403	0	-26,000	-83	-117,635	180,278	422,223	762,650	6,803,038
ERES	730,232	1,080,207	-2,253,357	2,290,999	0	-6,400	35,100	-6,437	-730,232	-1,073,807	2,218,257	-2,284,562
MRDS	1,753,980	4,290,690	-735,405	-3,029,759	25,000	101,637	-33,939	128,183	-1,778,980	-4,392,327	769,344	2,901,576
ORDS	-141,705	19,518	-1,412,393	-5,609,013	-7,480	-7,480	-7,480	-7,459	149,185	-12,038	1,419,873	5,616,472
VFQS	2,277,220	1,724,139	1,143,034	-48,978	1,091	179,015	279,015	250,640	-2,278,311	-1,903,154	-1,422,049	-201,662
QNNS	-62,773	-206,887	79,550	477,072	0	144	34,987	33,987	62,773	206,743	-114,537	-511,059
GWCS	-256,557	-399,449	-1,194,183	-1,073,953	0	0	631	631	256,557	399,449	1,193,552	1,073,322
QGTS	-78,126	-2,040,831	-2,147,694	-3,557,980	444	-112,279	-111,413	-452,480	77,682	2,153,110	2,259,107	4,010,460

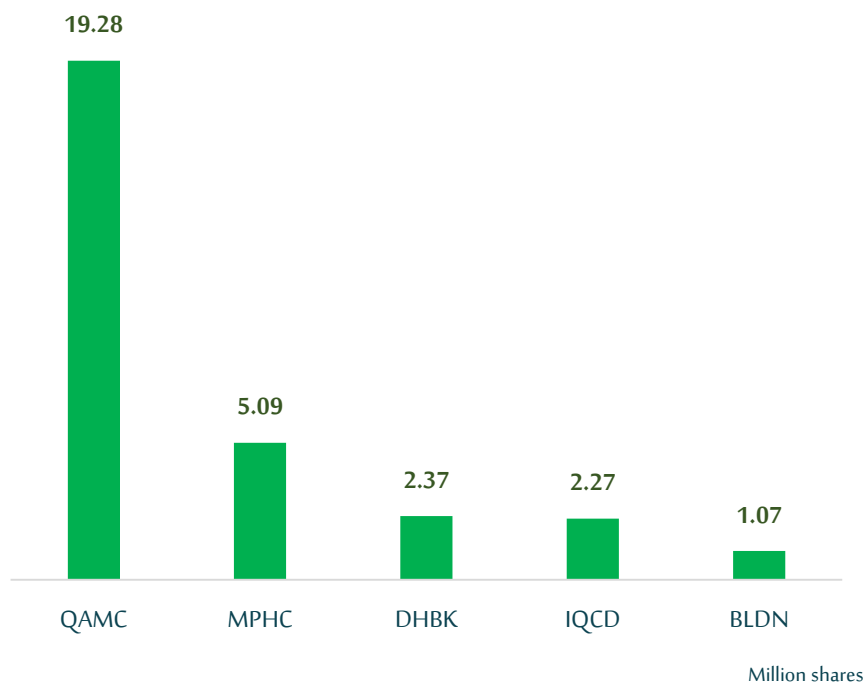
Trading values by nationality for the last week (Million QAR)

	Bought	Sold	Net traded value
Qatari	1,615.99	1,580.79	35.20
GCC	106.01	153.46	-47.46
Arab	188.44	187.87	0.57
Foreigners	396.22	384.53	11.69
Total	2,306.65	2,306.65	0.00

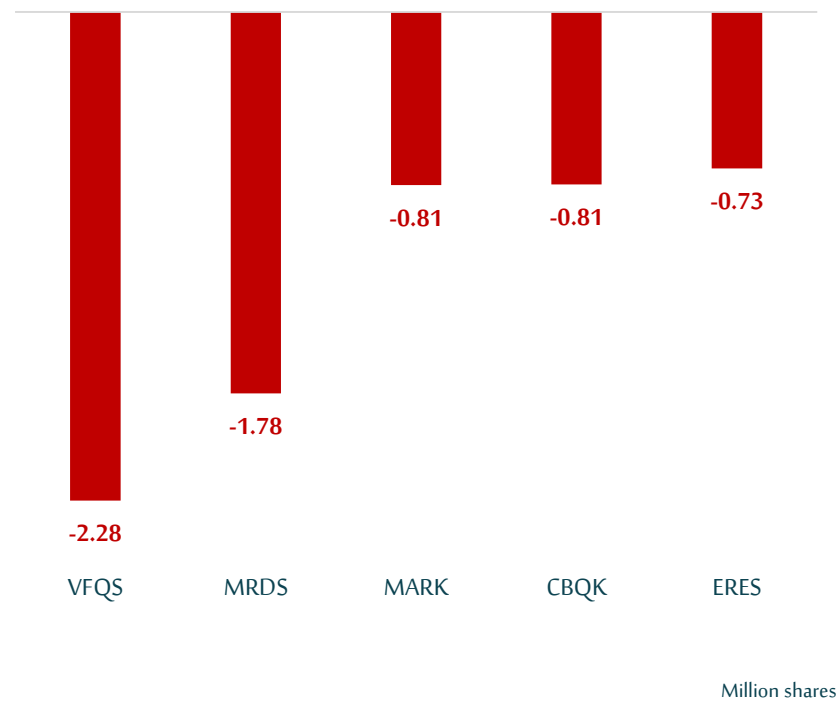
Trading percentage by nationality for the last week

	Bought	Sold	Net traded
Qatari	70.06%	68.53%	1.53%
GCC	4.60%	6.65%	-2.06%
Arab	8.17%	8.14%	0.03%
Foreigners	17.18%	16.67%	0.51%
Total	100.00%	100.00%	0.00%

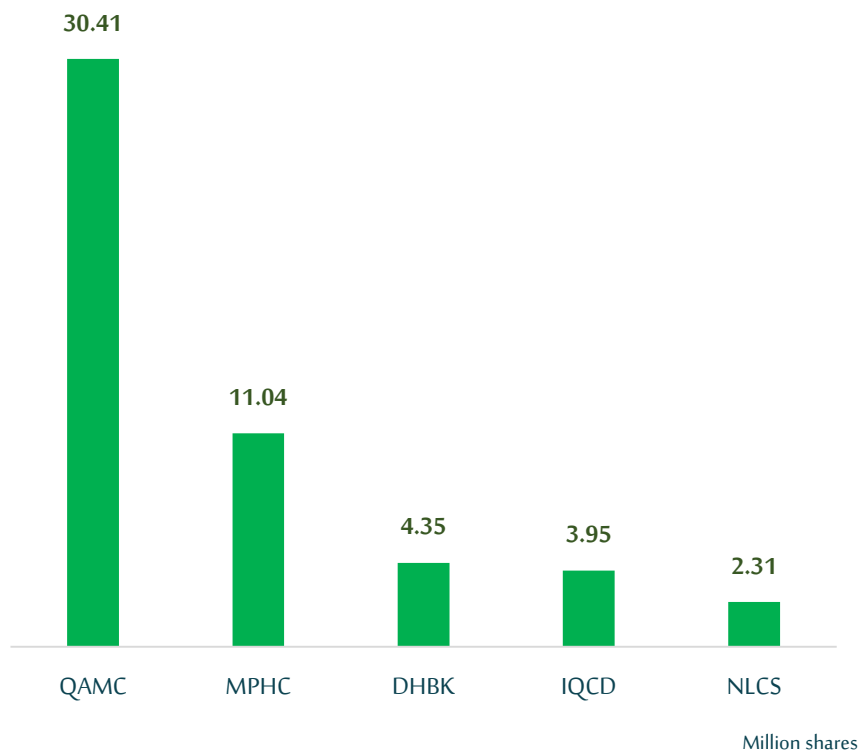
Top 5 Companies bought (net) by foreigners in the last cession



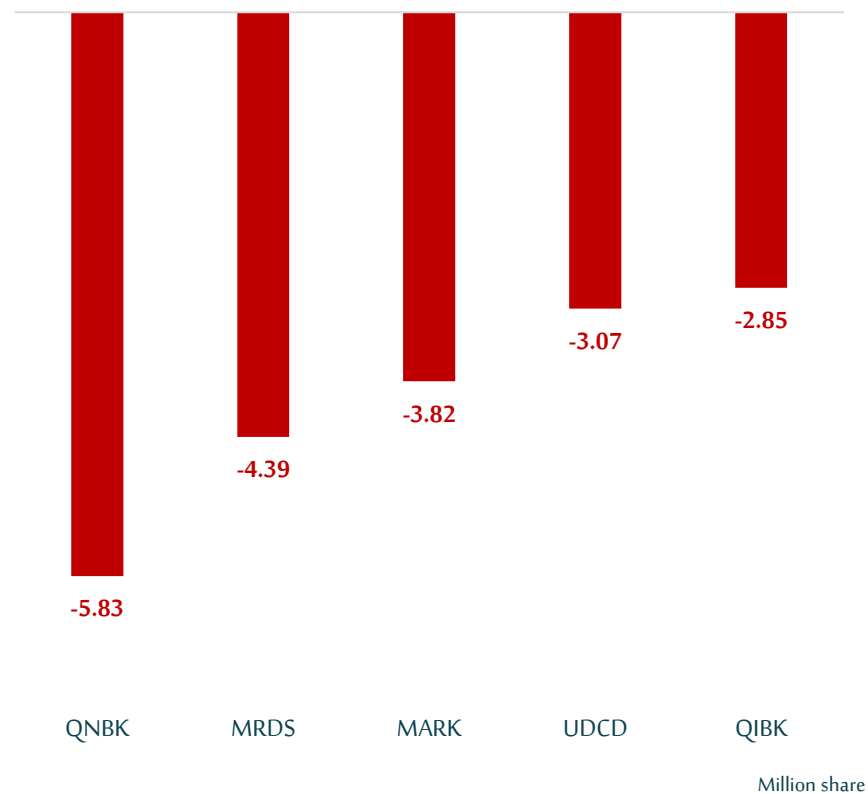
Top 5 companies sold (net) by foreigners in the last cession



Top 5 companies bought (net) by foreigners over the last 5 sessions



Top 5 companies sold (net) by foreigners over the last 5 sessions



- The figures represent a change in the number of shares.
- Daily Change: The net change between April 4th and 3rd trading sessions
- Change for the last 5 sessions: The total daily net change for the last 5 sessions.
- Change for the last 10 sessions: The total daily net change for the last 10 sessions.
- Change for the last 20 sessions: The total daily net change for the last 20 sessions.

DISCLAIMER:

The information contained was obtained from various public sources believed to be reliable, but we do not guarantee its accuracy. Wasata Financial Securities makes no representations or warranties (express or implied) regarding the data and information provided and Wasata Financial Securities does not represent that the information content of this document is complete, or free from any error, not misleading, or fit for any particular purpose. This report document provides general information only. Neither the information nor any opinion expressed constitutes an offer or an invitation to make an offer, to buy or sell any securities or other investment products related to such securities or investments.

This report document contained is subject to change without prior notice. Wasata assumes no responsibility to update the information in this report document.



Prepared by Financial Advisory Department