



وساطة

WASATA

للأوراق المالية

FINANCIAL SECURITIES

Daily Report for Ownership Changes

April 8<sup>th</sup> 2024 Session

Company	Qatari				GCC				Foreigners			
	Daily Chg.	Last 5 Sessions chg.	Last 10 Sessions chg.	Last 20 Sessions chg.	Daily Chg.	Last 5 Sessions chg.	Last 10 Sessions chg.	Last 20 Sessions chg.	Daily Chg.	Last 5 Sessions chg.	Last 10 Sessions chg.	Last 20 Sessions chg.
QNBK	175,515	4,281,382	8,089,556	10,559,766	27,700	37,700	38,494	220,976	-203,215	-4,319,082	-8,128,050	-10,780,742
QIBK	94,885	2,135,294	2,111,480	949,390	190	-37,810	14,251	235,032	-95,075	-2,097,484	-2,125,731	-1,184,422
CBQK	556,024	1,945,942	1,750,004	3,226,095	-52,063	209,269	996,868	1,240,493	-503,961	-2,155,211	-2,746,872	-4,466,588
DHBK	-489,599	-5,561,898	-8,226,721	-23,399,222	58,554	293,510	304,196	1,438,893	431,045	5,268,388	7,922,525	21,960,329
ABQK	0	-12,880	-3,787	-135,378	0	0	0	116,661	0	12,880	3,787	18,717
QIIK	-52,521	214,089	221,649	-242,768	0	4,899	15,992	93,263	52,521	-218,988	-237,641	149,505
MARK	-864,953	3,405,380	3,583,313	-2,257,195	-5,730	-211,758	-125,579	-45,558	870,683	-3,193,622	-3,457,734	2,302,753
DUBK	768,346	1,428,858	570,667	2,631,661	0	0	5,843	74,792	-768,346	-1,428,858	-576,510	-2,706,453
QFBQ	334,851	51,643	1,116,854	-1,224,089	0	0	95,550	95,550	-334,851	-51,643	-1,212,404	1,128,539
NLCS	475,338	3,313,221	256,625	5,266,578	-15,000	-393,261	-160,244	-240,442	-460,338	-2,919,960	-96,381	-5,026,136
DBIS	-36,027	-60,546	-343,583	-736,274	0	0	0	503	36,027	60,546	343,583	735,771
QOIS	71,166	786,689	1,190,853	646,646	0	-24,297	-24,297	-48,701	-71,166	-762,392	-1,166,556	-597,945
IHGS	1,200	48,492	-38,608	-66,233	0	0	0	0	-1,200	-48,492	38,608	66,233
ZHCD	-1,786	-3,484	-8,341	-57,010	0	0	0	0	1,786	3,484	8,341	57,010
QGMD	410,346	96,459	407,226	-969,410	-13,418	-57,548	-609,939	-747,126	-396,928	-38,911	202,713	1,716,536
SIIS	45,241	-596,781	-115,058	1,274,487	0	172,815	27,633	322,113	-45,241	423,966	87,425	-1,596,600
BLDN	419,587	-1,144,802	-1,532,395	1,717,753	0	-33,000	-9,672	78,414	-419,587	1,177,802	1,542,067	-1,796,167
MCGS	-83,958	235,172	98,239	-662,722	0	60,740	70,888	114,741	83,958	-295,912	-169,127	547,981
QCFS	0	0	0	473	0	0	0	0	0	0	0	-473
QFLS	-95,972	-314,313	-93,532	-120,568	0	1,000	3,318	-147,853	95,972	313,313	90,214	268,421
WDAM	534,695	211,270	718,454	-911,640	-17,483	115,133	115,133	87,324	-517,212	-326,403	-833,587	824,316
MCCS	22,759	329,354	319,207	25,092	0	0	0	-26,801	-22,759	-329,354	-319,207	1,709
MERS	-241	-21,981	17,652	123,046	0	0	835	5,008	241	21,981	-18,487	-128,054
MEZA	-122,889	-763,940	-2,031,064	-8,172,903	0	-3,800	-29,432	-9,125	122,889	767,740	2,060,496	8,182,028
QIMD	-48,122	-71,404	73,870	12,796	0	0	0	9,914	48,122	71,404	-73,870	-22,710

Company	Qatari				GCC				Foreigners			
	Daily Chg.	Last 5 Sessions chg.	Last 10 Sessions chg.	Last 20 Sessions chg.	Daily Chg.	Last 5 Sessions chg.	Last 10 Sessions chg.	Last 20 Sessions chg.	Daily Chg.	Last 5 Sessions chg.	Last 10 Sessions chg.	Last 20 Sessions chg.
QNCD	10,545	117,650	223,119	216,326	3,377	2,601	-7,160	-58,038	-13,922	-120,251	-215,959	-158,288
IQCD	-300,199	-4,954,568	-7,032,876	-5,426,762	0	-185,833	-186,711	-162,901	300,199	5,140,401	7,219,587	5,589,663
QIGD	-98,864	-170,265	122,536	700,751	26,600	73,600	73,600	-5,827	72,264	96,665	-196,136	-694,924
QEWS	38,123	459,589	2,198,401	1,433,698	0	14,700	14,700	21,984	-38,123	-474,289	-2,213,101	-1,455,682
AHCS	-12,733	738,819	1,883,628	2,446,489	0	-40,000	15,486	35,486	12,733	-698,819	-1,899,114	-2,481,975
GISS	424,770	802,896	1,841,587	4,308,916	-10,000	-53,634	-50,000	-83,041	-414,770	-749,262	-1,791,587	-4,225,875
MPHC	-556,484	-9,426,558	-21,598,072	-57,633,713	2,041	237	26,237	-341,071	554,443	9,426,321	21,571,835	57,974,784
IGRD	443,426	171,935	646,983	26,075	-10,000	-182,272	-191,813	-27,841	-433,426	10,337	-455,170	1,766
QAMC	-206,012	-29,564,299	-36,396,986	-37,608,389	-74,143	-80,246	-84,180	-127,628	280,155	29,644,545	36,481,166	37,736,017
QATI	3,078	-58,893	136,570	-704,103	-20,000	-32,925	-54,351	-19,551	16,922	91,818	-82,219	723,654
DOHI	5,000	696	-193,492	38,457	0	0	71,509	284,996	-5,000	-696	121,983	-323,453
QGRI	0	15,790	19,616	164,309	0	0	-722	-114,322	0	-15,790	-18,894	-49,987
AKHI	29,993	51,152	-402,155	-451,189	-24,000	-24,000	-24,000	-109,377	-5,993	-27,152	426,155	560,566
QISI	7,661	-28,440	-46,221	-256,458	0	0	0	20,064	-7,661	28,440	46,221	236,394
BEMA	6,588	15,685	19,504	67,372	0	0	0	0	-6,588	-15,685	-19,504	-67,372
QLMI	0	188,210	155,290	-32	0	0	0	18	0	-188,210	-155,290	14
UDCD	329,606	2,679,601	8,048,297	942,657	0	0	-571,320	-559,450	-329,606	-2,679,601	-7,476,977	-383,207
BRES	-223,727	-1,107,646	-1,609,905	-6,824,676	0	-1,000	-26,000	-98,906	223,727	1,108,646	1,635,905	6,923,582
ERES	284,648	1,016,176	-1,171,306	1,401,068	-20,000	-166,853	-26,400	13,563	-264,648	-849,323	1,197,706	-1,414,631
MRDS	-226,507	2,509,368	166,328	-6,025,418	0	97,975	74,933	50,429	226,507	-2,607,343	-241,261	5,974,989
ORDS	-67,028	-186,716	-76,091	-3,550,574	0	-7,480	-7,480	-7,459	67,028	194,196	83,571	3,558,033
VFQS	-231,254	-180,187	-495,960	-2,604,186	0	179,015	279,015	250,640	231,254	1,172	216,945	2,353,546
QNNS	-36,702	-229,076	-336,953	428,450	0	144	144	33,987	36,702	228,932	336,809	-462,437
GWCS	-33,440	-356,440	-704,128	-797,396	0	0	0	631	33,440	356,440	704,128	796,765
QGTS	-850,290	-163,270	-2,040,332	-3,641,641	0	22,660	-102,080	-442,681	850,290	140,610	2,142,412	4,084,322

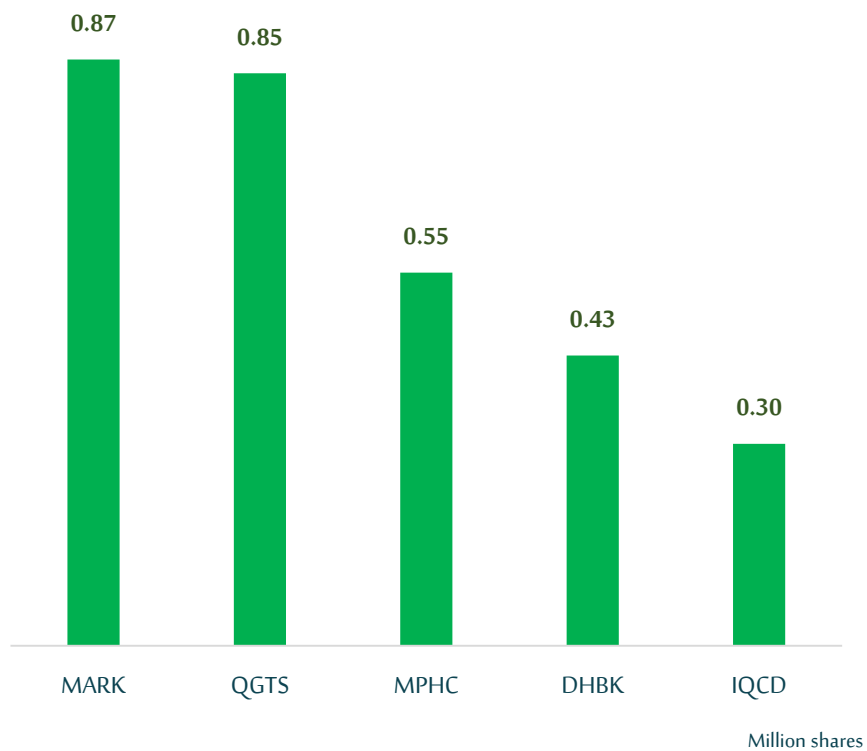
### Trading values by nationality for the last session (Million QAR)

	Bought	Sold	Net traded value
Qatari	235.25	235.49	-0.24
GCC	6.68	3.84	2.84
Arab	24.31	35.98	-11.67
Foreigners	48.90	39.83	9.07
<b>Total</b>	<b>315.14</b>	<b>315.14</b>	<b>0.00</b>

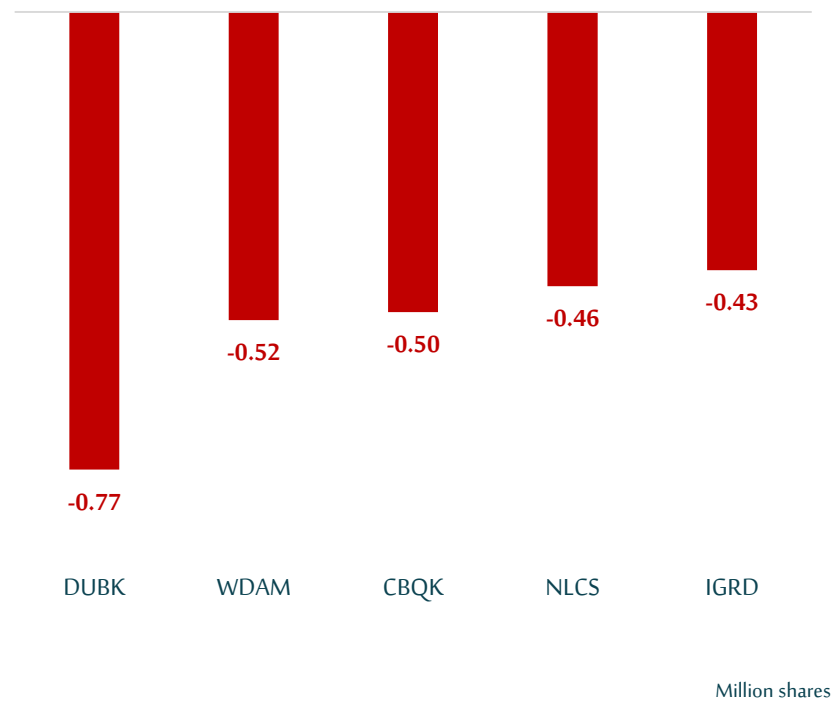
### Trading percentage by nationality for the last session

	Bought	Sold	Net traded
Qatari	74.65%	74.73%	-0.08%
GCC	2.12%	1.22%	0.90%
Arab	7.72%	11.42%	-3.70%
Foreigners	15.52%	12.64%	2.88%
Total	100.00%	100.00%	0.00%

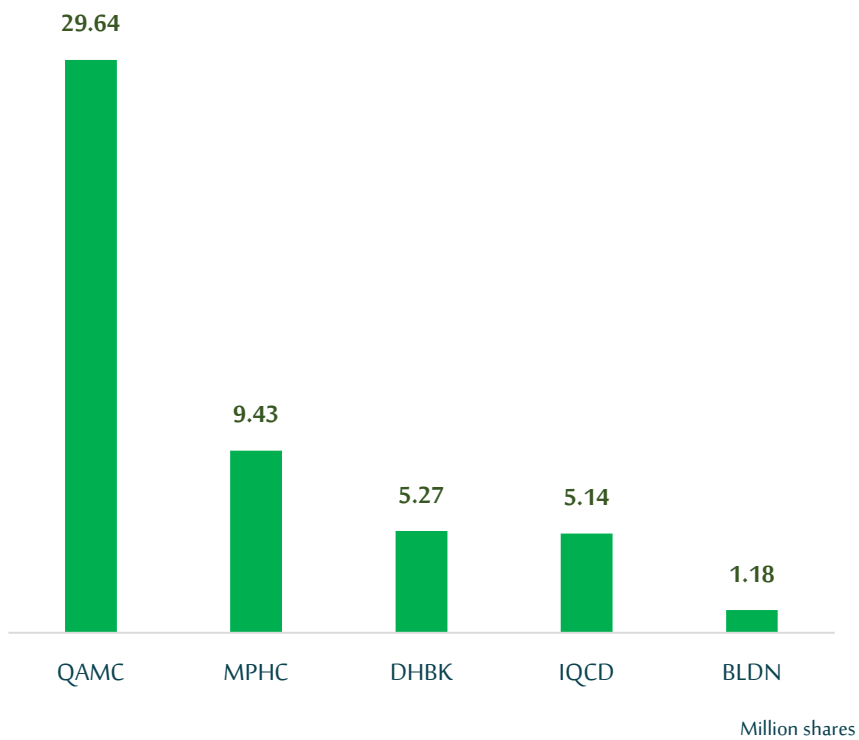
Top 5 Companies bought (net) by foreigners in the last session



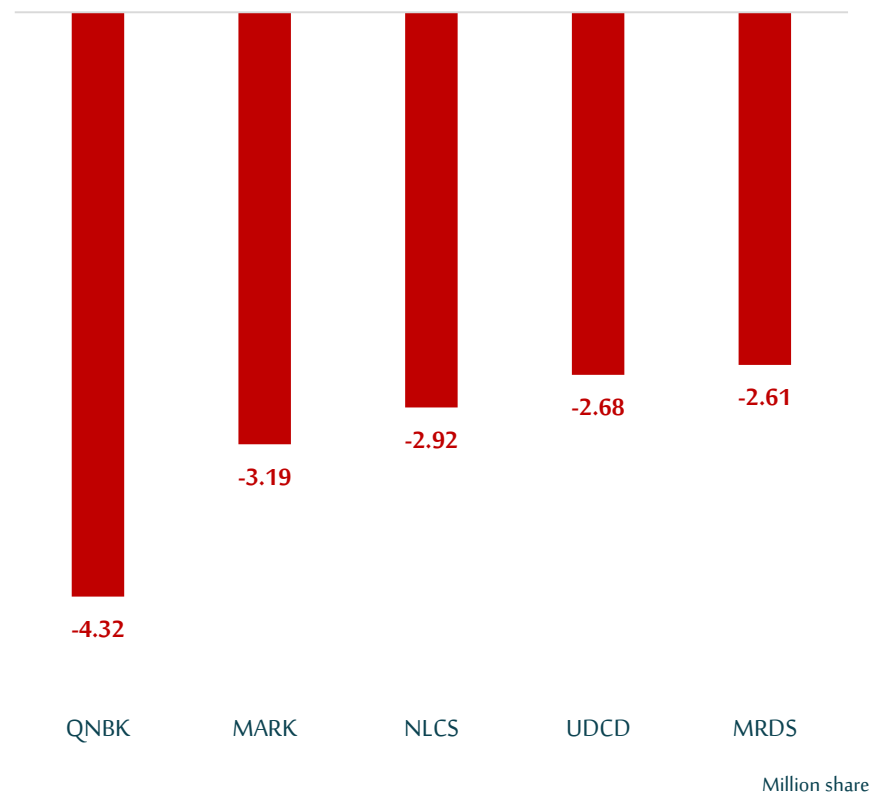
Top 5 companies sold (net) by foreigners in the last session



Top 5 companies bought (net) by foreigners over the last 5 sessions



Top 5 companies sold (net) by foreigners over the last 5 sessions



- The figures represent a change in the number of shares.
- Daily Change: The net change between April 8<sup>th</sup> and 7<sup>th</sup> trading sessions
- Change for the last 5 sessions: The total daily net change for the last 5 sessions.
- Change for the last 10 sessions: The total daily net change for the last 10 sessions.
- Change for the last 20 sessions: The total daily net change for the last 20 sessions.

**DISCLAIMER:**

The information contained was obtained from various public sources believed to be reliable, but we do not guarantee its accuracy. Wasata Financial Securities makes no representations or warranties (express or implied) regarding the data and information provided and Wasata Financial Securities does not represent that the information content of this document is complete, or free from any error, not misleading, or fit for any particular purpose. This report document provides general information only. Neither the information nor any opinion expressed constitutes an offer or an invitation to make an offer, to buy or sell any securities or other investment products related to such securities or investments.

This report document contained is subject to change without prior notice. Wasata assumes no responsibility to update the information in this report document.





Prepared by Financial Advisory Department

وساطة  
WASATA  
للأوراق المالية  
FINANCIAL SECURITIES

+974 4449 8883