



وساطة
WASATA

للأوراق المالية
FINANCIAL SECURITIES

Daily Report for Ownership Changes
April 14th 2024 Session

Company	Qatari				GCC				Foreigners			
	Daily Chg.	Last 5 Sessions chg.	Last 10 Sessions chg.	Last 20 Sessions chg.	Daily Chg.	Last 5 Sessions chg.	Last 10 Sessions chg.	Last 20 Sessions chg.	Daily Chg.	Last 5 Sessions chg.	Last 10 Sessions chg.	Last 20 Sessions chg.
QNBK	571,319	3,279,314	8,682,215	10,934,326	-350	27,350	38,144	220,626	-570,969	-3,306,664	-8,720,359	-11,154,952
QIBK	451,615	1,716,142	2,895,878	1,365,751	-134	-37,944	14,117	234,898	-451,481	-1,678,198	-2,909,995	-1,600,649
CBQK	407,679	2,304,012	1,910,200	3,919,293	-101,914	-86,131	703,391	1,138,579	-305,765	-2,217,881	-2,613,591	-5,057,872
DHBK	268,530	-4,594,238	-5,604,251	-22,686,512	-203,834	-114,485	90,362	1,235,059	-64,696	4,708,723	5,513,889	21,451,453
ABQK	10,000	-2,880	6,213	-133,554	0	0	0	116,661	-10,000	2,880	-6,213	16,893
QIIK	63,040	150,230	-62,681	-24,669	5,000	10,709	20,992	98,263	-68,040	-160,939	41,689	-73,594
MARK	-69,970	1,953,204	3,173,172	-1,780,824	-10,988	-147,738	-169,851	85,962	80,958	-1,805,466	-3,003,321	1,694,862
DUBK	-1,321,337	-118,271	-984,825	1,218,049	1,610	1,610	4,896	3,917	1,319,727	116,661	979,929	-1,221,966
QFBQ	-177,930	-185,025	573,379	-689,557	-1,252	-1,252	94,298	94,298	179,182	186,277	-667,677	595,259
NLCS	564,990	3,330,399	616,981	4,458,698	17,923	-375,338	-160,098	-297,519	-582,913	-2,955,061	-456,883	-4,161,179
DBIS	-93,205	-174,026	-346,386	-752,979	0	0	0	503	93,205	174,026	346,386	752,476
QOIS	177,488	948,968	1,368,341	1,429,331	0	-24,297	-24,297	-48,701	-177,488	-924,671	-1,344,044	-1,380,630
IHGS	-109,040	65,821	-125,966	-153,723	0	0	0	0	109,040	-65,821	125,966	153,723
ZHCD	680	6,432	49,554	-56,052	0	0	0	0	-680	-6,432	-49,554	56,052
QGMD	735,561	1,083,962	1,343,554	-720,929	-97,000	-243,164	-353,171	-780,061	-638,561	-840,798	-990,383	1,500,990
SIIS	305,810	-356,085	-36,197	1,725,958	-20,000	152,815	7,633	118,245	-285,810	203,270	28,564	-1,844,203
BLDN	334,741	-662,662	-934,583	3,316,955	-33,000	-66,000	-42,672	34,205	-301,741	728,662	977,255	-3,351,160
MCGS	122	-141,491	266,328	-769,487	1,234	61,974	72,122	115,975	-1,356	79,517	-338,450	653,512
QCFS	0	0	0	473	0	0	0	0	0	0	0	-473
QFLS	34,854	-305,807	-18,370	-43,524	-153	847	3,165	-148,006	-34,701	304,960	15,205	191,530
WDAM	134,845	501,693	486,821	-99,783	0	115,133	115,133	87,324	-134,845	-616,826	-601,954	12,459
MCCS	102,606	201,660	499,411	157,831	0	0	0	-10,518	-102,606	-201,660	-499,411	-147,313
MERS	6,066	-6,145	17,512	139,736	0	0	835	5,008	-6,066	6,145	-18,347	-144,744
MEZA	-77,915	-614,080	-2,050,693	-7,106,627	0	-2,065	-3,800	-10,656	77,915	616,145	2,054,493	7,117,283
QIMD	117,125	44,082	129,638	162,734	7,996	7,996	7,996	17,910	-125,121	-52,078	-137,634	-180,644

Company	Qatari				GCC				Foreigners			
	Daily Chg.	Last 5 Sessions chg.	Last 10 Sessions chg.	Last 20 Sessions chg.	Daily Chg.	Last 5 Sessions chg.	Last 10 Sessions chg.	Last 20 Sessions chg.	Daily Chg.	Last 5 Sessions chg.	Last 10 Sessions chg.	Last 20 Sessions chg.
QNCD	46,064	175,989	318,438	446,601	0	2,601	-7,160	-58,038	-46,064	-178,590	-311,278	-388,563
IQCD	337,242	-4,338,423	-5,924,116	-5,773,860	-160	-110,993	-159,071	-163,061	-337,082	4,449,416	6,083,187	5,936,921
QIGD	88,300	-68,268	211,649	728,227	-23,600	50,000	50,000	-37,427	-64,700	18,268	-261,649	-690,800
QEWS	77,304	493,287	2,275,338	1,990,504	0	14,700	14,700	21,984	-77,304	-507,987	-2,290,038	-2,012,488
AHCS	118,971	905,308	2,013,442	2,624,212	0	-40,000	-40,000	35,486	-118,971	-865,308	-1,973,442	-2,659,698
GISS	1,206,399	2,074,413	2,601,723	4,824,348	0	-33,634	-53,634	-81,041	-1,206,399	-2,040,779	-2,548,089	-4,743,307
MPHC	778,171	-6,588,524	-18,814,656	-52,817,894	0	237	26,237	-367,071	-778,171	6,588,287	18,788,419	53,184,965
IGRD	-230,472	64,706	504,500	484,895	0	-182,272	-191,813	-27,841	230,472	117,566	-312,687	-457,054
QAMC	-904,901	-28,867,030	-38,675,717	-36,542,712	-19,374	-99,620	-103,554	-427,002	924,275	28,966,650	38,779,271	36,969,714
QATI	-157,514	-203,495	-72,729	-866,573	-7,778	-40,703	-47,329	-27,329	165,292	244,198	120,058	893,902
DOHI	-5,416	-720	-141,493	33,041	0	0	71,509	284,996	5,416	720	69,984	-318,037
QGRI	0	15,790	19,616	164,309	500	500	-222	-113,822	-500	-16,290	-19,394	-50,487
AKHI	118,018	72,715	-213,166	-274,604	0	-24,000	-24,000	-95,048	-118,018	-48,715	237,166	369,652
QISI	-10,248	-99,229	-47,891	-223,191	0	0	0	15,064	10,248	99,229	47,891	208,127
BEMA	-1,383	14,302	18,121	65,989	0	0	0	0	1,383	-14,302	-18,121	-65,989
QLMI	-411	16,333	126,615	-673	0	0	0	18	411	-16,333	-126,615	655
UDCD	972,102	4,096,287	7,764,708	2,652,722	-11,808	-11,808	-583,128	-571,258	-960,294	-4,084,479	-7,181,580	-2,081,464
BRES	-1,565,037	-2,422,472	-3,561,740	-8,351,522	-7,000	-8,000	-33,000	-105,906	1,572,037	2,430,472	3,594,740	8,457,428
ERES	788,909	1,467,937	743,787	1,348,808	0	-26,400	-26,400	13,563	-788,909	-1,441,537	-717,387	-1,362,371
MRDS	-13,974	-432,223	1,972,483	-5,685,185	0	97,975	74,933	50,429	13,974	334,248	-2,047,416	5,634,756
ORDS	-435,209	-264,171	-857,288	-3,533,530	26,400	18,920	18,920	18,941	408,809	245,251	838,368	3,514,589
VFQS	-795,379	383,878	-198,122	-2,967,891	0	80,498	179,015	280,640	795,379	-464,376	19,107	2,687,251
QNNS	-63,567	-216,679	-418,608	467,323	0	0	144	33,987	63,567	216,679	418,664	-501,310
GWCS	13,057	-312,520	-481,136	-1,809,270	0	0	0	631	-13,057	312,520	481,136	1,808,639
QGTS	-60,133	255,173	-2,022,244	-5,422,269	-1,741	19,419	-103,821	-367,970	61,874	-274,592	2,126,065	5,790,239

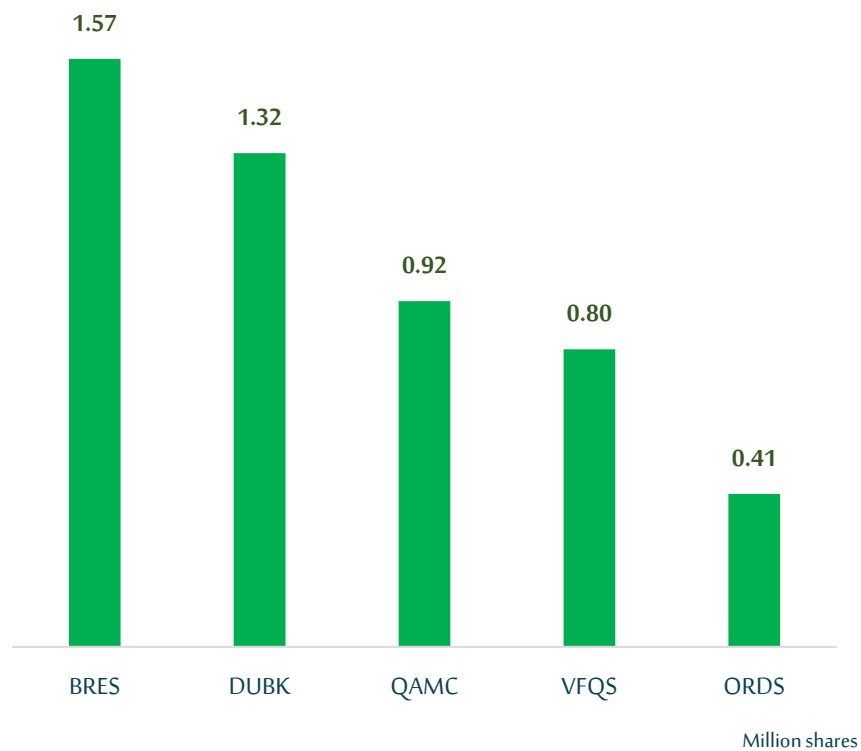
Trading values by nationality for the last session (Million QAR)

	Bought	Sold	Net traded value
Qatari	231.57	215.05	16.52
GCC	2.00	9.75	-7.75
Arab	40.31	35.20	5.12
Foreigners	50.03	63.91	-13.89
Total	323.91	323.91	0.00

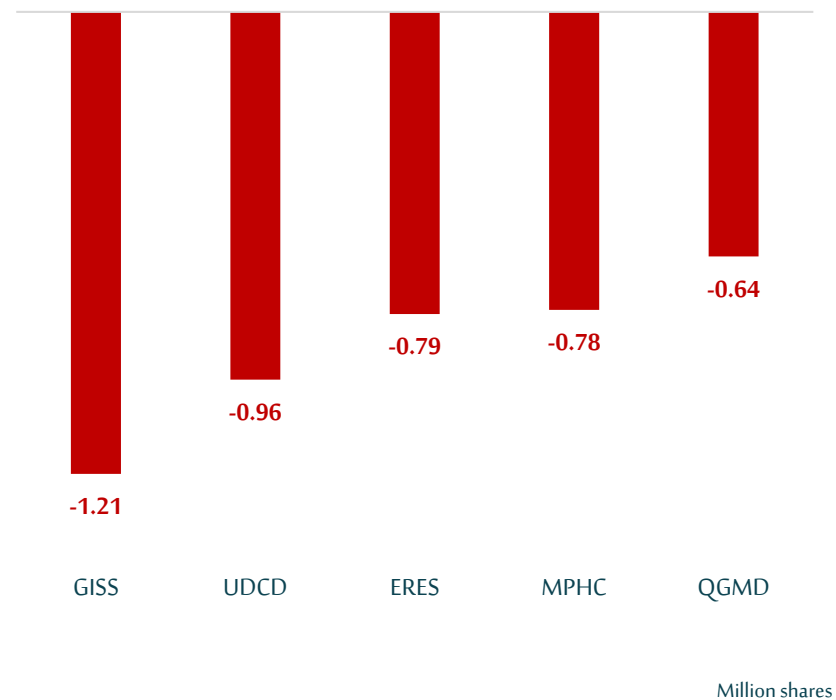
Trading percentage by nationality for the last session

	Bought	Sold	Net traded
Qatari	71.49%	66.39%	5.10%
GCC	0.62%	3.01%	-2.39%
Arab	12.45%	10.87%	1.58%
Foreigners	15.44%	19.73%	-4.29%
Total	100.00%	100.00%	0.00%

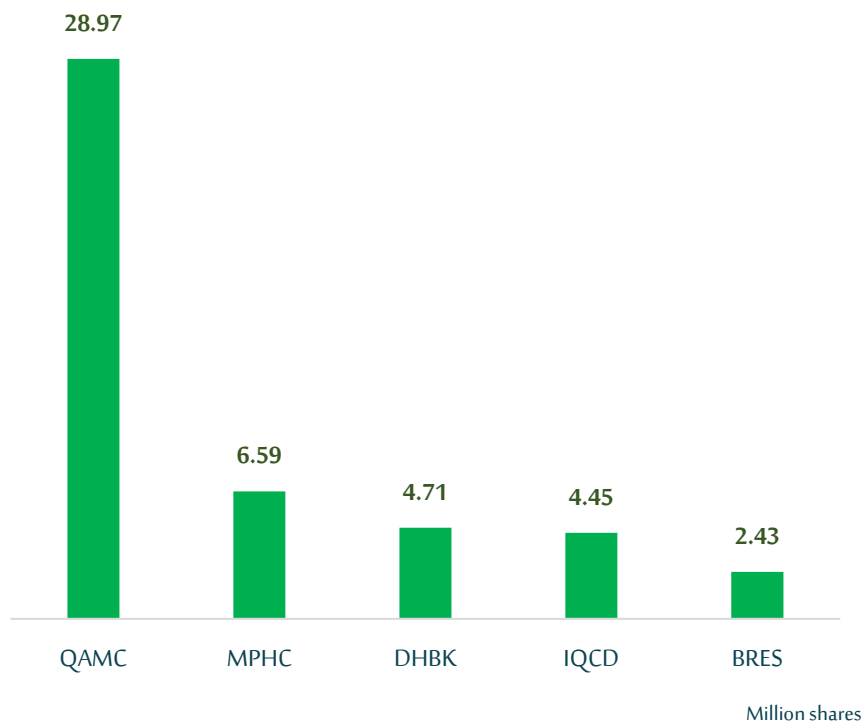
Top 5 Companies bought (net) by foreigners in the last session



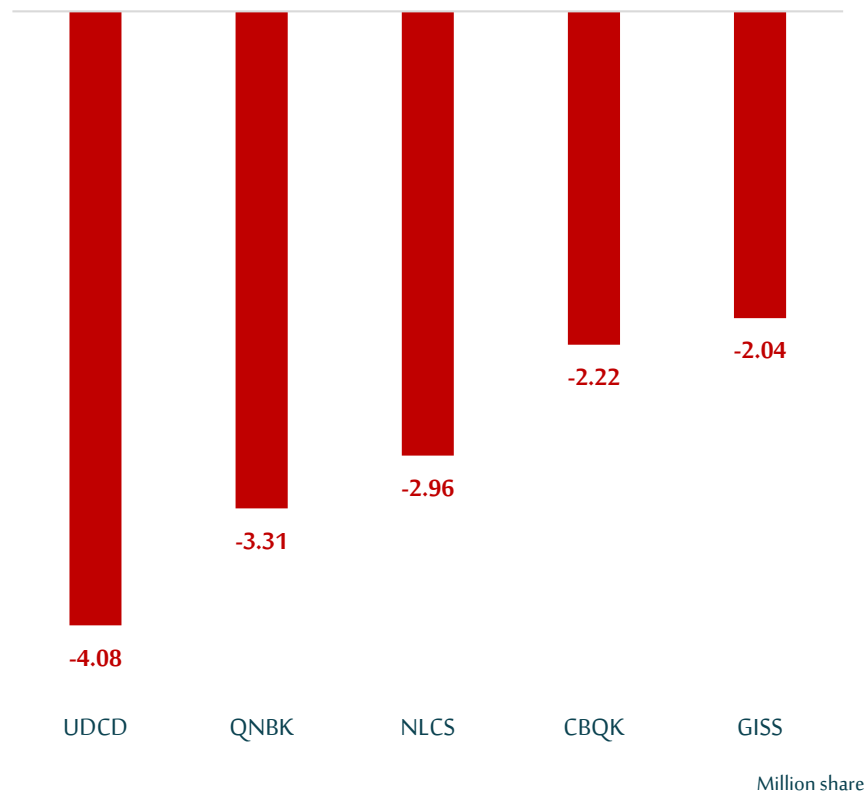
Top 5 companies sold (net) by foreigners in the last session



Top 5 companies bought (net) by foreigners over the last 5 sessions



Top 5 companies sold (net) by foreigners over the last 5 sessions



- The figures represent a change in the number of shares.
- Daily Change: The net change between April 14th and 8th trading sessions
- Change for the last 5 sessions: The total daily net change for the last 5 sessions.
- Change for the last 10 sessions: The total daily net change for the last 10 sessions.
- Change for the last 20 sessions: The total daily net change for the last 20 sessions.

DISCLAIMER:

The information contained was obtained from various public sources believed to be reliable, but we do not guarantee its accuracy. Wasata Financial Securities makes no representations or warranties (express or implied) regarding the data and information provided and Wasata Financial Securities does not represent that the information content of this document is complete, or free from any error, not misleading, or fit for any particular purpose. This report document provides general information only. Neither the information nor any opinion expressed constitutes an offer or an invitation to make an offer, to buy or sell any securities or other investment products related to such securities or investments.

This report document contained is subject to change without prior notice. Wasata assumes no responsibility to update the information in this report document.



Prepared by Financial Advisory Department

وساطة
WASATA
للأوراق المالية
FINANCIAL SECURITIES

+974 4449 8883