



وساطة

WASATA

للأوراق المالية

FINANCIAL SECURITIES

Daily Report for Ownership Changes

April 15th 2024 Session

Company	Qatari				GCC				Foreigners			
	Daily Chg.	Last 5 Sessions chg.	Last 10 Sessions chg.	Last 20 Sessions chg.	Daily Chg.	Last 5 Sessions chg.	Last 10 Sessions chg.	Last 20 Sessions chg.	Daily Chg.	Last 5 Sessions chg.	Last 10 Sessions chg.	Last 20 Sessions chg.
QNBK	782,224	2,108,085	8,473,354	11,378,020	0	27,350	18,144	132,227	-782,224	-2,135,435	-8,491,498	-11,510,247
QIBK	-125,802	600,747	3,272,368	1,518,659	1,430	-39,514	15,496	232,578	124,372	-561,233	-3,287,864	-1,751,237
CBQK	-180,702	1,698,875	2,061,698	3,108,991	-82,597	-184,818	540,350	1,067,982	263,299	-1,514,057	-2,602,048	-4,176,973
DHBK	-1,135,065	-4,364,160	-6,376,775	-24,684,607	195,921	286,697	286,283	1,360,980	939,144	4,077,463	6,090,492	23,323,627
ABQK	-2,870	7,130	843	-126,043	0	0	0	116,661	2,870	-7,130	-843	9,382
QIHK	174,676	165,666	-118,280	399,148	-500	10,209	23,057	97,763	-174,176	-175,875	95,223	-496,911
MARK	-3,292,465	-3,635,116	-635,525	-7,514,415	-73,000	-216,970	-249,191	-74,598	3,365,465	3,852,086	884,716	7,589,013
DUBK	3,534,308	2,069,986	2,090,505	5,187,269	-5,143	-3,533	-3,533	1,138	-3,529,165	-2,066,453	-2,086,972	-5,188,407
QFBQ	802,195	532,586	1,100,118	431,279	-44,593	-45,845	-45,845	49,705	-757,602	-486,741	-1,054,273	-480,984
NLCS	-960,211	2,400,820	-69,425	1,874,567	0	-375,338	-160,098	-234,269	960,211	-2,025,482	229,523	-1,640,298
DBIS	-136,364	-535,488	-388,706	-845,036	0	0	0	503	136,364	535,488	388,706	844,533
QOIS	-18,900	723,120	1,349,441	1,430,673	0	-24,297	-24,297	-48,701	18,900	-698,823	-1,325,144	-1,381,972
IHGS	2,185	-20,663	-128,632	-100,262	0	0	0	0	-2,185	20,663	128,632	100,262
ZHCD	1,648	-4,833	49,632	-51,895	0	0	0	0	-1,648	4,833	-49,632	51,895
QGMD	-1,253,809	-294,633	-304,407	-1,070,982	78,869	-79,131	-97,724	-678,903	1,174,940	373,764	402,131	1,749,885
SIIS	-2,113,920	-2,473,462	-2,205,166	-1,874,170	0	122,815	51,633	118,245	2,113,920	2,350,647	2,153,533	1,755,925
BLDN	-22,046	-1,026,327	-657,544	3,888,587	0	-66,000	-42,672	34,205	22,046	1,092,327	700,216	-3,922,792
MCGS	-186,971	-352,340	59,369	-574,669	0	61,974	72,122	115,975	186,971	290,366	-131,491	458,694
QCFS	0	0	0	0	0	0	0	0	0	0	0	0
QFLS	273,406	-3,488	37,078	299,585	0	-153	1,915	-148,006	-273,406	3,641	-38,993	-151,579
WDAM	-76,984	558,967	366,211	223,962	555	555	115,688	87,879	76,429	-559,522	-481,899	-311,841
MCCS	-64,653	-17,334	413,541	80,198	0	0	0	-10,518	64,653	17,334	-413,541	-69,680
MERS	-11,807	-7,443	3,342	136,109	0	0	835	5,008	11,807	7,443	-4,177	-141,117
MEZA	-326,967	-711,887	-1,810,947	-5,512,656	0	0	-3,800	-9,856	326,967	711,887	1,814,747	5,522,512
QIMD	14,000	87,654	140,988	111,454	0	7,996	7,996	17,910	-14,000	-95,650	-148,984	-129,364

Company	Qatari				GCC				Foreigners			
	Daily Chg.	Last 5 Sessions chg.	Last 10 Sessions chg.	Last 20 Sessions chg.	Daily Chg.	Last 5 Sessions chg.	Last 10 Sessions chg.	Last 20 Sessions chg.	Daily Chg.	Last 5 Sessions chg.	Last 10 Sessions chg.	Last 20 Sessions chg.
QNCD	-1,570	47,415	243,580	641,939	0	3,377	-7,183	-59,548	1,570	-50,792	-236,397	-582,391
IQCD	-937,451	-3,813,033	-5,935,727	-7,577,487	0	-110,993	-186,263	-185,626	937,451	3,924,026	6,121,990	7,763,113
QIGD	-208,079	-300,324	-12,104	174,714	0	50,000	50,000	-37,427	208,079	250,324	-37,896	-137,287
QEWS	81,225	396,515	1,022,988	1,970,393	-5,000	9,700	9,700	16,744	-76,225	-406,215	-1,032,688	-1,987,137
AHCS	7,517	512,363	1,756,998	2,561,950	0	-40,000	-40,000	35,486	-7,517	-472,363	-1,716,998	-2,597,436
GISS	2,675,662	5,380,217	4,250,460	6,881,309	2,000	-42,149	-80,834	-78,041	-2,677,662	-5,338,068	-4,169,626	-6,803,268
MPHC	-2,894,660	-7,732,005	-16,121,164	-53,628,767	1,762	11,253	27,999	-32,809	2,892,898	7,720,752	16,093,165	53,661,576
IGRD	-456,655	-591,742	131,915	99,977	0	-182,272	-190,113	-27,841	456,655	774,014	58,198	-72,136
QAMC	-24,304,500	-45,224,092	-60,283,813	-60,371,496	-205,000	-360,873	-304,554	-662,002	24,509,500	45,584,965	60,588,367	61,033,498
QATI	-428,782	-653,061	-441,208	-1,260,186	25,278	-25,819	-2,051	-6,510	403,504	678,880	443,259	1,266,696
DOHI	134	-282	23,780	33,174	0	0	0	284,996	-134	282	-23,780	-318,170
QGRI	33,949	43,949	52,865	199,258	-1,000	-500	-222	-115,822	-32,949	-43,449	-52,643	-83,436
AKHI	-121,748	-223,590	-250,764	-17,397	0	-24,000	-24,000	-94,966	121,748	247,590	274,764	112,363
QISI	-29,250	-112,632	-66,323	-235,610	0	0	0	15,064	29,250	112,632	66,323	220,546
BEMA	0	13,512	38,399	66,989	0	0	0	0	0	-13,512	-38,399	-66,989
QLMI	154,487	165,825	301,102	121,805	0	0	0	18	-154,487	-165,825	-301,102	-121,823
UDCD	-995,186	1,182,486	4,917,720	8,690,528	0	-11,808	24,760	-583,128	995,186	-1,170,678	-4,942,480	-8,107,400
BRES	-693,900	-2,862,487	-4,401,016	-7,665,896	-17,670	-24,670	-50,670	-22,576	711,570	2,887,157	4,451,686	7,688,472
ERES	851,517	2,329,986	3,423,405	1,982,339	-41,500	-61,500	-67,900	-22,937	-810,017	-2,268,486	-3,355,505	-1,959,402
MRDS	1,454,669	1,460,403	3,807,214	-4,981,805	0	-52,754	89,809	50,429	-1,454,669	-1,407,649	-3,897,023	4,931,376
ORDS	-304,704	-1,017,159	-738,992	-3,733,696	3,000	21,920	21,920	21,341	301,704	995,239	717,072	3,712,355
VFQS	-557,152	-1,038,652	-2,374,498	-1,076,946	0	1,091	179,015	280,640	557,152	1,037,561	2,195,483	796,306
QNNS	990,958	830,606	672,573	1,530,060	0	0	144	33,987	-990,958	-830,606	-672,717	-1,564,047
GWCS	-215,597	-504,076	-707,756	-2,049,488	0	0	0	631	215,597	504,076	707,756	2,048,857
QGT5	2,667,892	1,973,815	772,487	-3,914,321	0	8,902	-103,821	-141,866	-2,667,892	-1,982,717	-668,666	4,056,187

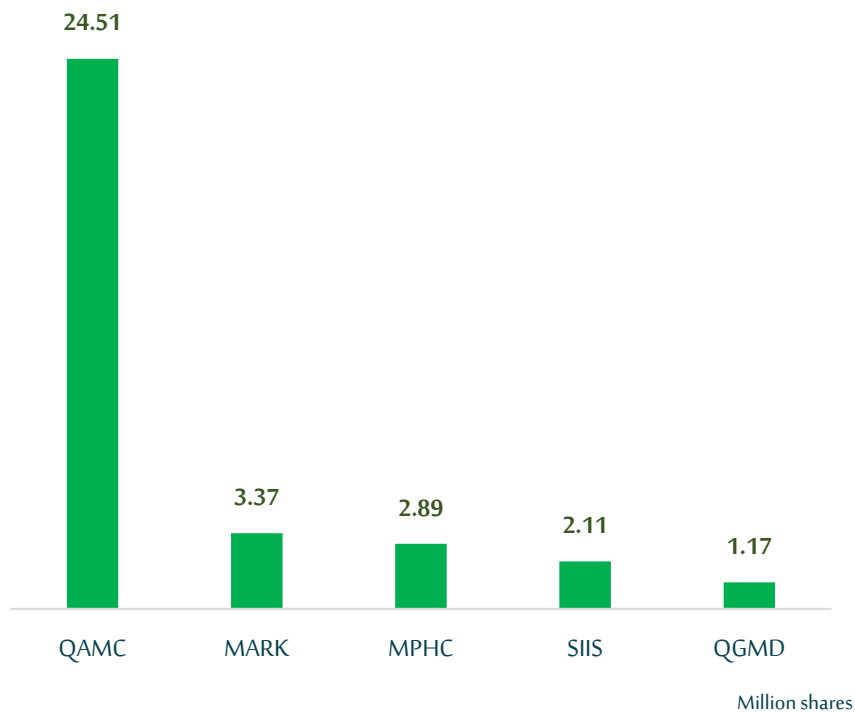
Trading values by nationality for the last session (Million QAR)

	Bought	Sold	Net traded value
Qatari	371.41	390.60	-19.19
GCC	39.67	12.11	27.57
Arab	51.38	45.81	5.57
Foreigners	190.18	204.13	-13.95
Total	652.65	652.65	0.00

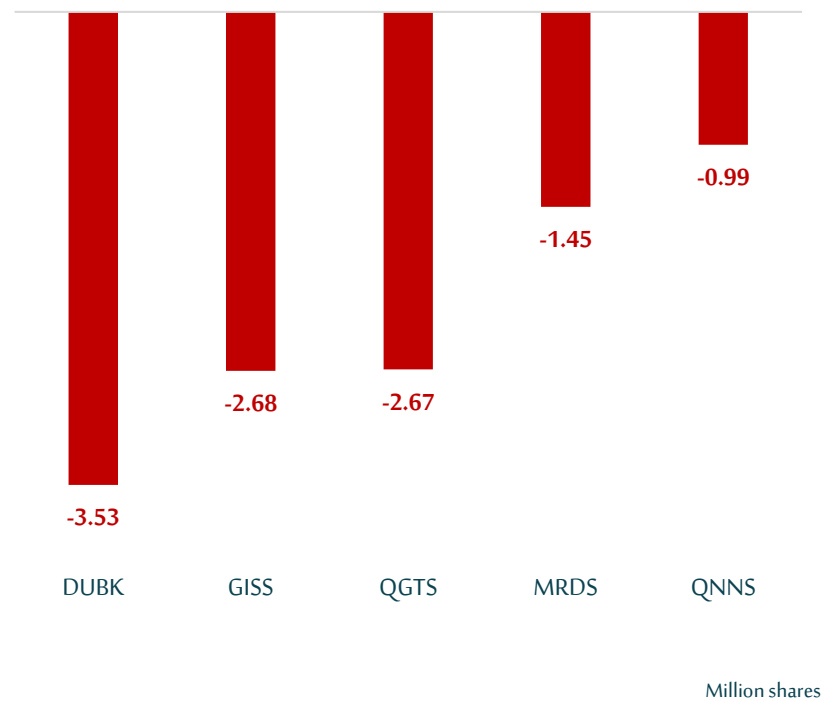
Trading percentage by nationality for the last session

	Bought	Sold	Net traded
Qatari	56.91%	59.85%	-2.94%
GCC	6.08%	1.86%	4.22%
Arab	7.87%	7.02%	0.85%
Foreigners	29.14%	31.28%	-2.14%
Total	100.00%	100.00%	0.00%

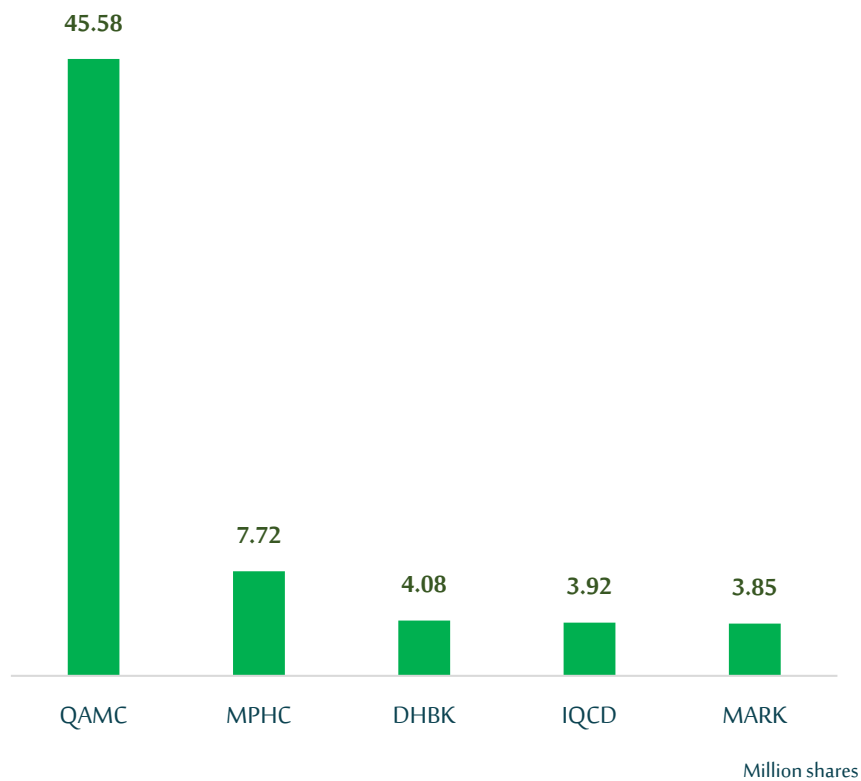
Top 5 Companies bought (net) by foreigners in the last session



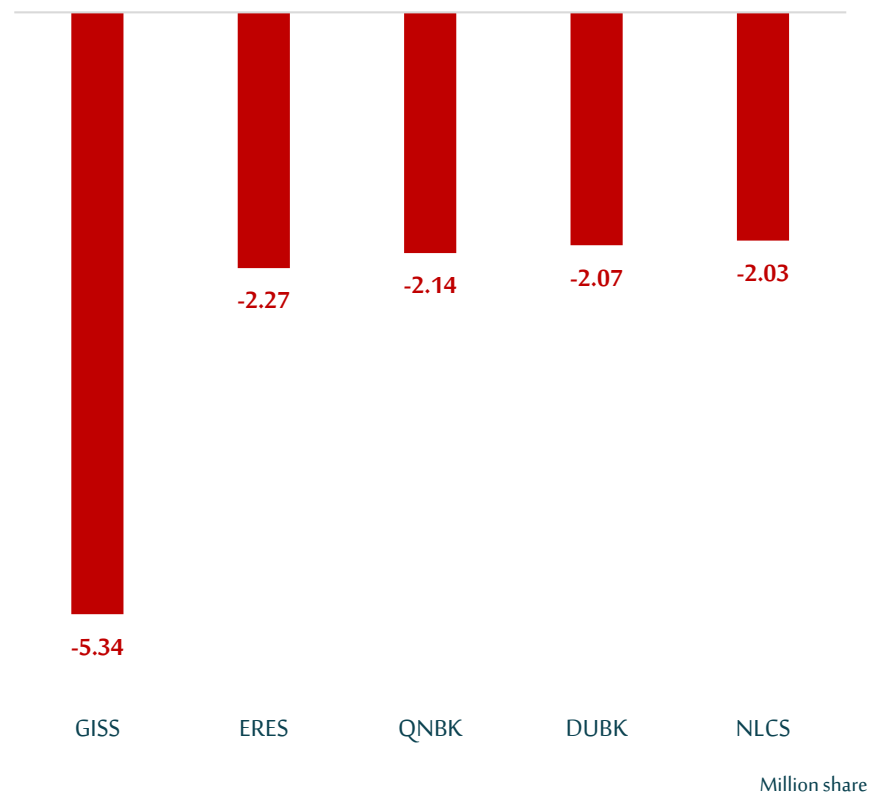
Top 5 companies sold (net) by foreigners in the last session



Top 5 companies bought (net) by foreigners over the last 5 sessions



Top 5 companies sold (net) by foreigners over the last 5 sessions



- The figures represent a change in the number of shares.
- Daily Change: The net change between April 15th and 14th trading sessions
- Change for the last 5 sessions: The total daily net change for the last 5 sessions.
- Change for the last 10 sessions: The total daily net change for the last 10 sessions.
- Change for the last 20 sessions: The total daily net change for the last 20 sessions.

DISCLAIMER:

The information contained was obtained from various public sources believed to be reliable, but we do not guarantee its accuracy. Wasata Financial Securities makes no representations or warranties (express or implied) regarding the data and information provided and Wasata Financial Securities does not represent that the information content of this document is complete, or free from any error, not misleading, or fit for any particular purpose. This report document provides general information only. Neither the information nor any opinion expressed constitutes an offer or an invitation to make an offer, to buy or sell any securities or other investment products related to such securities or investments.

This report document contained is subject to change without prior notice. Wasata assumes no responsibility to update the information in this report document.



Prepared by Financial Advisory Department

وساطة
WASATA
للأوراق المالية
FINANCIAL SECURITIES

+974 4449 8883