



وساطة

WASATA

للأوراق المالية

FINANCIAL SECURITIES

Daily Report for Ownership Changes

April 16th 2024 Session

Company	Qatari				GCC				Foreigners			
	Daily Chg.	Last 5 Sessions chg.	Last 10 Sessions chg.	Last 20 Sessions chg.	Daily Chg.	Last 5 Sessions chg.	Last 10 Sessions chg.	Last 20 Sessions chg.	Daily Chg.	Last 5 Sessions chg.	Last 10 Sessions chg.	Last 20 Sessions chg.
QNBK	483,431	1,902,949	7,746,032	12,536,910	0	27,350	18,144	131,837	-483,431	-1,930,299	-7,764,176	-12,668,747
QIBK	-29,041	396,865	3,236,327	1,476,881	-500	1,586	12,996	232,078	29,541	-398,451	-3,249,323	-1,708,959
CBQK	979,914	1,875,401	2,749,566	3,370,864	149,319	-37,262	574,868	1,217,301	-1,129,233	-1,838,139	-3,324,434	-4,588,165
DHBK	-404,554	-2,196,789	-6,747,666	-22,088,168	-215,921	-134,113	70,342	985,059	620,475	2,330,902	6,677,324	21,103,109
ABQK	-8,000	-870	-13,749	-134,043	0	0	0	116,661	8,000	870	13,749	17,382
QIIK	16,373	197,337	224,138	461,838	-500	4,000	19,057	97,263	-15,873	-201,337	-243,195	-559,101
MARK	-2,419,086	-6,975,687	-3,019,099	-2,760,152	51,320	-52,588	-191,641	-83,598	2,367,766	7,028,275	3,210,740	2,843,750
DUBK	-152,548	2,724,014	3,536,837	3,720,504	0	-3,533	-3,533	80	152,548	-2,720,481	-3,533,304	-3,720,584
QFBQ	-410,519	291,911	-215,562	64,699	25,777	-20,068	-20,068	75,482	384,742	-271,843	235,630	-140,181
NLCS	-1,277,835	1,221,703	-980,157	-1,790,155	-14,266	-63,860	-174,104	-193,338	1,292,101	-1,157,843	1,154,261	1,983,493
DBIS	52,834	-324,643	-383,267	-580,446	0	0	0	503	-52,834	324,643	383,267	579,943
QOIS	1,948	407,541	1,351,389	1,581,011	0	-24,297	-24,297	-48,701	-1,948	-383,244	-1,327,092	-1,532,310
IHGS	-151,994	-183,099	-292,235	-429,721	0	0	0	0	151,994	183,099	292,235	429,721
ZHCD	1,200	2,542	32,509	-45,631	0	0	0	0	-1,200	-2,542	-32,509	45,631
QGMD	-456,720	-546,516	-1,012,720	-1,195,959	0	-96,131	-75,294	-713,518	456,720	642,647	1,088,014	1,909,477
SIIS	-645,866	-3,704,457	-2,801,780	-2,434,716	-142,815	-50,362	-101,182	-124,570	788,681	3,754,819	2,902,962	2,559,286
BLDN	-415,661	-401,093	-1,116,584	2,844,677	-4,877	-37,877	-47,549	29,328	420,538	438,970	1,164,133	-2,874,005
MCGS	-229,740	-303,263	-243,039	-518,612	0	3,734	69,502	114,975	229,740	299,529	173,537	403,637
QCFS	0	0	0	0	0	0	0	0	0	0	0	0
QFLS	362,358	584,703	375,315	1,254,556	0	-153	1,915	19,070	-362,358	-584,550	-377,230	-1,273,626
WDAM	70,097	694,543	492,450	499,010	0	555	115,688	57,879	-70,097	-695,098	-608,138	-556,889
MCCS	-189,634	-171,234	172,870	7,531	0	0	0	-7,448	189,634	171,234	-172,870	-83
MERS	-4,121	-7,359	1,963	16,585	0	0	0	1,930	4,121	7,359	-1,963	-18,515
MEZA	-335,848	-871,435	-1,901,744	-5,750,499	50	50	-3,750	-1,943	335,798	871,385	1,905,494	5,752,442
QIMD	-5,000	73,761	127,806	133,802	9,000	16,996	16,996	26,910	-4,000	-90,757	-144,802	-160,712

Company	Qatari				GCC				Foreigners			
	Daily Chg.	Last 5 Sessions chg.	Last 10 Sessions chg.	Last 20 Sessions chg.	Daily Chg.	Last 5 Sessions chg.	Last 10 Sessions chg.	Last 20 Sessions chg.	Daily Chg.	Last 5 Sessions chg.	Last 10 Sessions chg.	Last 20 Sessions chg.
QNCD	87,657	65,411	384,108	704,618	0	3,377	2,601	-59,548	-87,657	-68,788	-386,709	-645,070
IQCD	-114,672	-1,753,189	-5,534,258	-7,724,090	500	-19,301	-185,263	-189,141	114,172	1,772,490	5,719,521	7,913,231
QIGD	-502,790	-682,401	-690,809	-809,566	-17,960	20,040	32,040	-5,387	520,750	662,361	658,769	814,953
QEWS	40,564	282,971	1,030,605	2,654,055	0	-5,000	9,700	16,744	-40,564	-277,971	-1,040,305	-2,670,799
AHCS	-2,960	586,056	1,880,766	2,952,662	0	-40,000	-40,000	35,486	2,960	-546,056	-1,840,766	-2,988,148
GISS	589,479	5,977,568	4,199,865	6,377,819	82,324	64,324	30,690	5,283	-671,803	-6,041,892	-4,230,555	-6,383,102
MPHC	-1,168,923	-3,803,090	-14,868,705	-43,576,721	-23,991	-20,188	4,008	43,200	1,192,914	3,823,278	14,864,697	43,533,521
IGRD	110,857	116,878	259,638	-248,206	0	-182,272	-190,113	-27,841	-110,857	65,394	-69,525	276,047
QAMC	20,065	-25,933,615	-56,329,007	-62,398,061	-88,340	-438,650	-452,494	-720,342	68,275	26,372,265	56,781,501	63,118,403
QATI	-45,708	-632,406	-577,962	-1,244,548	13,500	-15,100	11,449	-23,051	32,208	647,506	566,513	1,267,599
DOHI	18,018	17,736	23,723	67,635	0	0	0	264,151	-18,018	-17,736	-23,723	-331,786
QGRI	82,725	116,674	134,590	281,983	-104,195	-104,695	-103,695	-220,017	21,470	-11,979	-30,895	-61,966
AKHI	311,671	288,247	328,127	261,308	0	-24,000	-24,000	-94,966	-311,671	-264,247	-304,127	-166,342
QISI	-23,100	-129,867	-117,695	-255,097	0	0	0	15,064	23,100	129,867	117,695	240,033
BEMA	0	13,599	22,890	66,989	0	0	0	0	0	-13,599	-22,890	-66,989
QLMI	101,992	256,068	424,594	223,797	0	0	0	18	-101,992	-256,068	-424,594	-223,815
UDCD	525,776	1,406,519	4,438,568	9,742,304	-21,000	-32,808	2,192	-604,128	-504,776	-1,373,711	-4,440,760	-9,138,176
BRES	-723,302	-3,405,511	-3,801,734	-6,461,230	0	-24,670	-50,670	-22,576	723,302	3,430,181	3,852,404	6,483,806
ERES	491,872	2,091,626	3,171,833	346,039	43,260	-18,240	-24,640	20,323	-535,132	-2,073,386	-3,147,193	-366,362
MRDS	153,386	-140,191	4,150,499	-3,081,259	-385,043	-462,797	-361,160	-359,397	231,657	602,988	-3,789,339	3,440,656
ORDS	-30,578	-906,032	-886,514	-3,087,353	20	29,420	21,940	21,361	30,558	876,612	864,574	3,065,992
VFQS	882,782	-2,433,090	-708,951	995,849	-12,450	-12,450	166,565	268,190	-870,332	2,445,540	542,386	-1,264,039
QNNS	2,053	895,432	688,545	2,222,494	500	500	644	34,987	-2,553	-895,932	-689,189	-2,257,481
GWCS	-60,012	-307,531	-706,980	-2,186,814	0	0	0	631	60,012	307,531	706,980	2,186,183
QGT5	355,761	2,407,702	366,871	-2,225,222	-500	7,958	-104,321	-61,720	-355,261	-2,415,660	-262,550	2,286,942

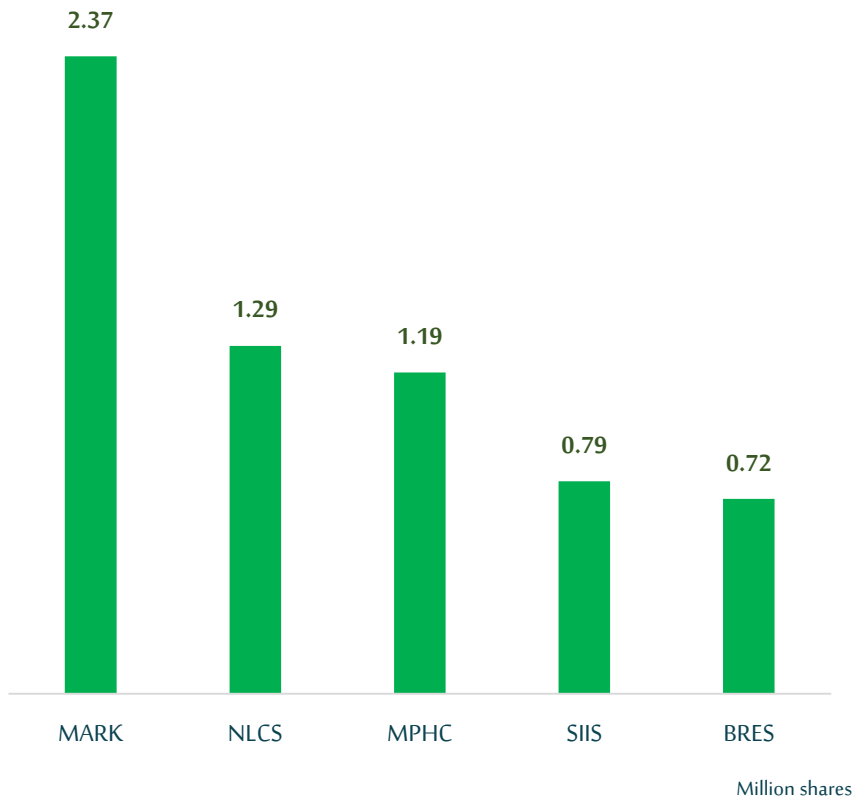
Trading values by nationality for the last session (Million QAR)

	Bought	Sold	Net traded value
Qatari	315.37	312.08	3.29
GCC	37.32	16.02	21.30
Arab	40.36	40.09	0.27
Foreigners	99.22	124.08	-24.86
Total	492.26	492.26	0.00

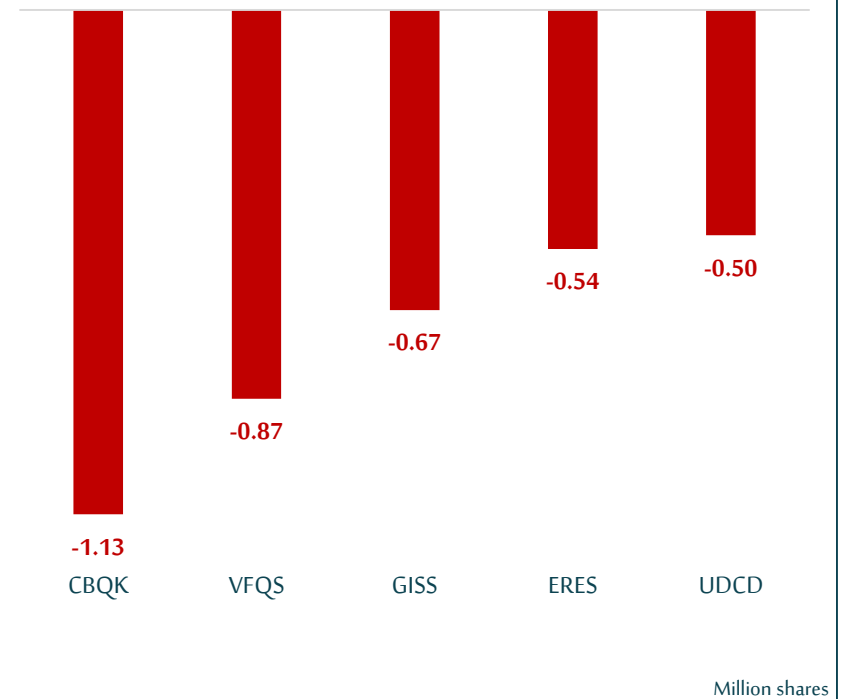
Trading percentage by nationality for the last session

	Bought	Sold	Net traded
Qatari	64.07%	63.40%	0.67%
GCC	7.58%	3.25%	4.33%
Arab	8.20%	8.14%	0.05%
Foreigners	20.16%	25.21%	-5.05%
Total	100.00%	100.00%	0.00%

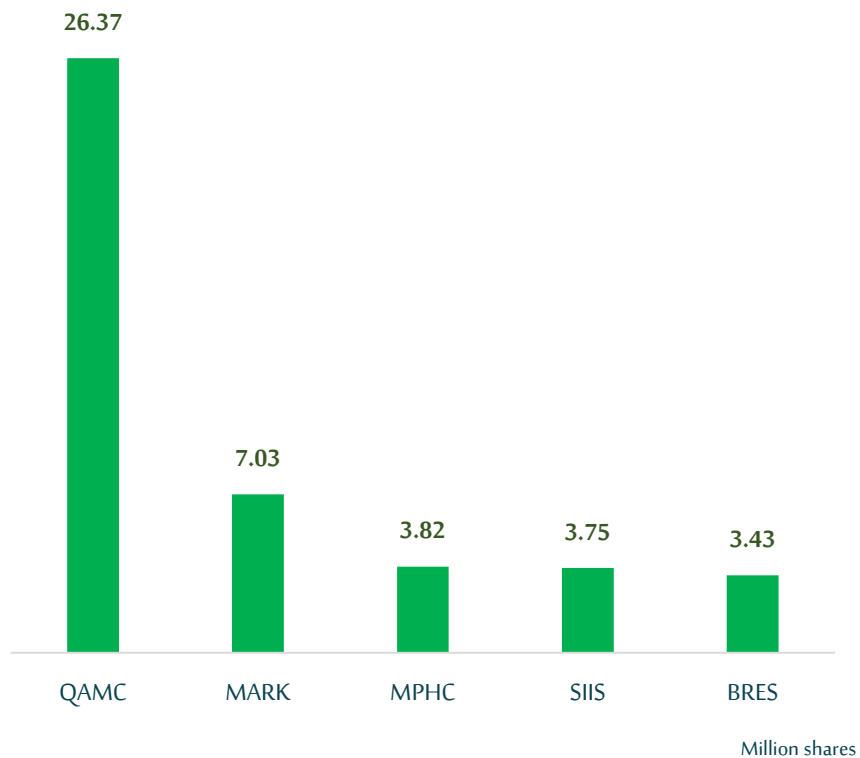
Top 5 Companies bought (net) by foreigners in the last session



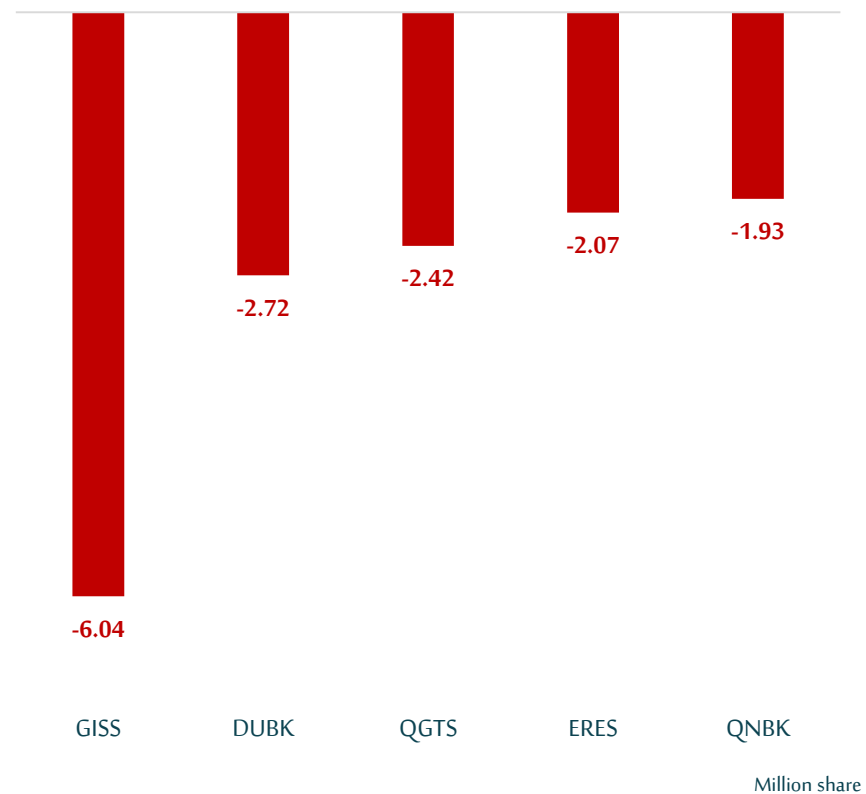
Top 5 companies sold (net) by foreigners in the last session



Top 5 companies bought (net) by foreigners over the last 5 sessions



Top 5 companies sold (net) by foreigners over the last 5 sessions



- The figures represent a change in the number of shares.
- Daily Change: The net change between April 16th and 15th trading sessions
- Change for the last 5 sessions: The total daily net change for the last 5 sessions.
- Change for the last 10 sessions: The total daily net change for the last 10 sessions.
- Change for the last 20 sessions: The total daily net change for the last 20 sessions.

DISCLAIMER:

The information contained was obtained from various public sources believed to be reliable, but we do not guarantee its accuracy. Wasata Financial Securities makes no representations or warranties (express or implied) regarding the data and information provided and Wasata Financial Securities does not represent that the information content of this document is complete, or free from any error, not misleading, or fit for any particular purpose. This report document provides general information only. Neither the information nor any opinion expressed constitutes an offer or an invitation to make an offer, to buy or sell any securities or other investment products related to such securities or investments.

This report document contained is subject to change without prior notice. Wasata assumes no responsibility to update the information in this report document.



Prepared by Financial Advisory Department