



وساطة  
WASATA

للأوراق المالية  
FINANCIAL SECURITIES

Daily Report for Ownership Changes  
April 17<sup>th</sup> 2024 Session

Company	Qatari				GCC				Foreigners			
	Daily Chg.	Last 5 Sessions chg.	Last 10 Sessions chg.	Last 20 Sessions chg.	Daily Chg.	Last 5 Sessions chg.	Last 10 Sessions chg.	Last 20 Sessions chg.	Daily Chg.	Last 5 Sessions chg.	Last 10 Sessions chg.	Last 20 Sessions chg.
QNBK	166,417	2,178,906	7,517,650	11,524,378	643	27,993	19,087	132,480	-167,060	-2,206,899	-7,536,737	-11,656,858
QIBK	-232,041	159,616	2,867,694	1,229,550	0	986	12,986	232,078	232,041	-160,602	-2,880,680	-1,461,628
CBQK	362,804	2,125,719	2,996,232	3,020,438	271,247	183,992	681,115	1,468,548	-634,051	-2,309,711	-3,677,347	-4,488,986
DHBK	-107,276	-1,867,964	-7,499,080	-18,067,926	197,391	32,111	267,067	376,662	-90,115	1,835,853	7,232,013	17,691,264
ABQK	-2,936	-3,806	-16,686	-136,979	0	0	0	116,661	2,936	3,806	16,686	20,318
QIHK	-6,734	194,834	226,755	451,552	-1,000	3,000	8,626	92,263	7,734	-197,834	-235,381	-543,815
MARK	-1,821,040	-8,467,514	-5,103,870	-3,844,514	-185,689	-224,087	-382,274	-264,932	2,006,729	8,691,601	5,486,144	4,109,446
DUBK	-627,545	2,201,224	2,907,972	3,060,001	-4,600	-8,133	-8,133	-5,520	632,145	-2,193,091	-2,899,839	-3,054,481
QFBQ	-18,807	529,790	156,331	-24,427	-135,550	-155,618	-155,618	-60,068	154,357	-374,172	-713	84,495
NLCS	-294,793	-1,492,511	1,420,991	-2,865,088	0	-11,343	-389,604	-151,238	294,793	1,503,854	-1,031,387	3,016,326
DBIS	-113,720	-326,482	-445,506	-692,237	0	0	0	503	113,720	326,482	445,506	691,734
QOIS	366,940	598,642	1,541,890	1,933,760	0	0	-24,297	-48,701	-366,940	-598,642	-1,517,593	-1,885,059
IHGS	12,496	-245,153	-215,075	-419,679	2,700	2,700	2,700	2,700	-15,196	242,453	212,375	416,979
ZHCD	243	1,985	21,529	-29,782	0	0	0	0	-243	-1,985	-21,529	29,782
QGMD	330,362	-234,260	-369,933	-816,133	-78,819	-110,368	-154,498	-792,337	-251,543	344,628	524,431	1,608,470
SIIS	-80,526	-2,489,261	-2,997,484	-2,495,982	0	-162,815	10,000	-135,182	80,526	2,652,076	2,987,484	2,631,164
BLDN	-682,140	-365,519	-2,451,439	2,705,913	-8,000	-45,877	-78,877	-4,254	690,140	411,396	2,530,316	-2,701,659
MCGS	-72,752	-573,299	-350,123	-242,245	0	1,234	68,912	114,975	72,752	572,065	281,211	127,270
QCFS	0	0	0	0	0	0	0	0	0	0	0	0
QFLS	96,322	670,968	486,330	1,379,314	0	-153	1,905	19,070	-96,322	-670,815	-488,235	-1,398,384
WDAM	523,451	1,186,104	872,003	1,126,625	-5,000	-21,928	110,688	58,879	-518,451	-1,164,176	-982,691	-1,185,504
MCCS	215,973	87,051	442,307	158,094	0	0	0	-7,448	-215,973	-87,051	-442,307	-150,646
MERS	1,796	-8,307	-5,594	15,643	0	0	0	1,930	-1,796	8,307	5,594	-17,573
MEZA	-236,029	-1,099,648	-2,029,513	-5,757,607	0	50	-3,750	-1,943	236,029	1,099,598	2,033,263	5,759,550
QIMD	3,300	81,303	61,765	112,781	-1,000	15,996	15,996	25,910	-2,300	-97,299	-77,761	-138,691

Company	Qatari				GCC				Foreigners			
	Daily Chg.	Last 5 Sessions chg.	Last 10 Sessions chg.	Last 20 Sessions chg.	Daily Chg.	Last 5 Sessions chg.	Last 10 Sessions chg.	Last 20 Sessions chg.	Daily Chg.	Last 5 Sessions chg.	Last 10 Sessions chg.	Last 20 Sessions chg.
QNCD	13,012	155,708	361,959	765,860	0	3,377	2,601	-59,548	-13,012	-159,085	-364,560	-706,312
IQCD	88,171	-926,909	-5,791,092	-7,616,604	399	739	-184,864	-188,742	-88,570	926,170	5,975,956	7,805,346
QIGD	-632,465	-1,353,898	-1,438,274	-1,663,306	-32,040	-47,000	0	-37,427	664,505	1,400,898	1,438,274	1,700,733
QEWS	41,542	278,758	1,075,038	2,728,312	0	-5,000	9,700	16,744	-41,542	-273,758	-1,084,738	-2,745,056
AHCS	122,834	233,629	1,026,771	2,114,811	0	0	-40,000	35,486	-122,834	-233,629	-986,771	-2,150,297
GISS	676,369	5,572,679	5,830,117	6,454,529	-82,324	-8,000	-51,634	-57,041	-594,045	-5,564,679	-5,778,483	-6,397,488
MPHC	123,952	-3,717,944	-14,986,035	-42,510,360	-10,870	-31,058	-6,862	31,829	-113,082	3,749,002	14,992,897	42,478,531
IGRD	1,211,930	1,079,086	1,217,254	1,212,189	-250,000	-260,000	-430,113	-450,841	-961,930	-819,086	-787,141	-761,348
QAMC	-1,629,874	-27,025,222	-55,514,000	-62,397,239	12,284	-374,573	-420,676	-457,397	1,617,590	27,399,795	55,934,676	62,854,636
QATI	-236,903	-865,829	-802,861	-1,114,025	24,000	35,000	23,445	35,449	212,903	830,829	779,416	1,078,576
DOHI	0	17,736	5,129	94,278	0	0	0	254,151	0	-17,736	-5,129	-348,429
QGRI	0	116,674	133,464	282,883	500	-104,195	-105,195	-220,517	-500	-12,479	-28,269	-62,366
AKHI	-51,884	286,050	185,148	301,422	0	-24,000	-24,000	-94,966	51,884	-262,050	-161,148	-206,456
QISI	19,524	-35,413	-89,832	-156,598	0	0	0	10,064	-19,524	35,413	89,832	146,534
BEMA	-1,850	3,355	22,464	64,083	0	0	0	0	1,850	-3,355	-22,464	-64,083
QLMI	75,000	331,068	533,593	298,797	0	0	0	0	-75,000	-331,068	-533,593	-298,797
UDCD	-16,841	815,457	3,831,959	10,313,871	0	-32,808	-32,808	-604,128	16,841	-782,649	-3,799,151	-9,709,743
BRES	-358,839	-3,564,805	-4,526,203	-4,987,717	0	-24,670	-25,670	-22,576	358,839	3,589,475	4,551,873	5,010,293
ERES	-855,885	1,561,061	2,389,169	-1,434,114	100,000	81,760	75,360	121,823	755,885	-1,642,821	-2,464,529	1,312,291
MRDS	-511,827	855,747	3,794,129	-4,358,341	-50	-385,093	-331,968	-491,786	511,827	-470,654	-3,462,161	4,850,127
ORDS	-15,808	-853,327	-1,020,349	-3,090,742	-20	29,400	21,920	21,341	15,828	823,927	998,429	3,069,401
VFQS	-565,732	-1,266,735	-1,241,199	370,675	-255,350	-267,800	-88,785	12,840	821,082	1,534,535	1,329,984	-383,515
QNNS	-10,713	882,029	656,424	2,391,712	500	1,000	1,144	35,487	10,213	-883,029	-657,568	-2,427,199
GWCS	-77,194	-373,186	-721,894	-2,123,652	0	0	0	631	77,194	373,186	721,894	2,123,021
QGT5	-280,454	1,832,776	819,296	-1,412,864	2,824	583	23,503	-58,896	277,630	-1,833,359	-842,799	1,471,760

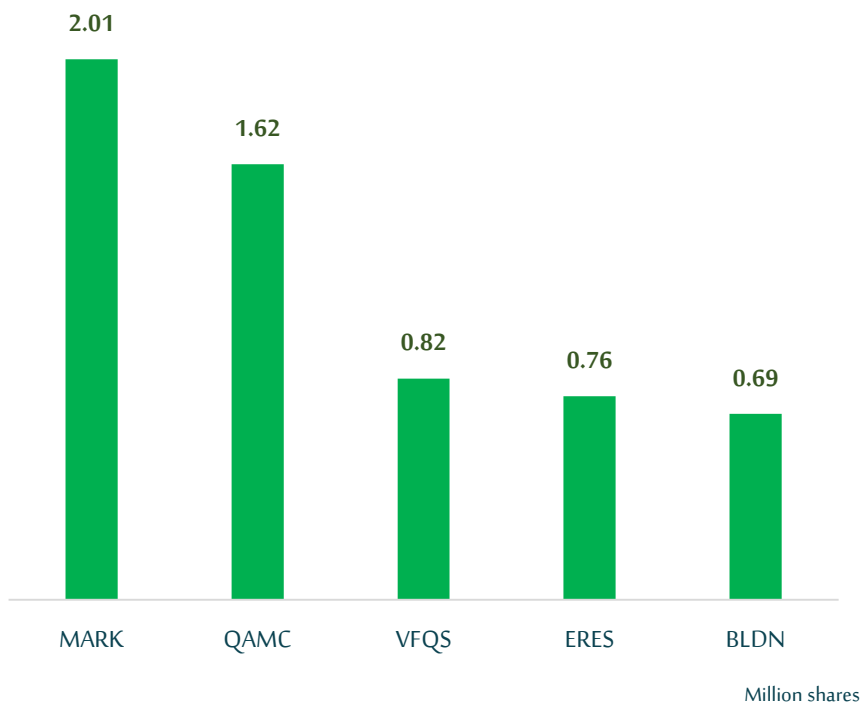
### Trading values by nationality for the last session (Million QAR)

	Bought	Sold	Net traded value
Qatari	216.07	223.80	-7.73
GCC	24.91	12.61	12.30
Arab	36.45	37.50	-1.05
Foreigners	87.69	91.21	-3.52
Total	365.13	365.13	0.00

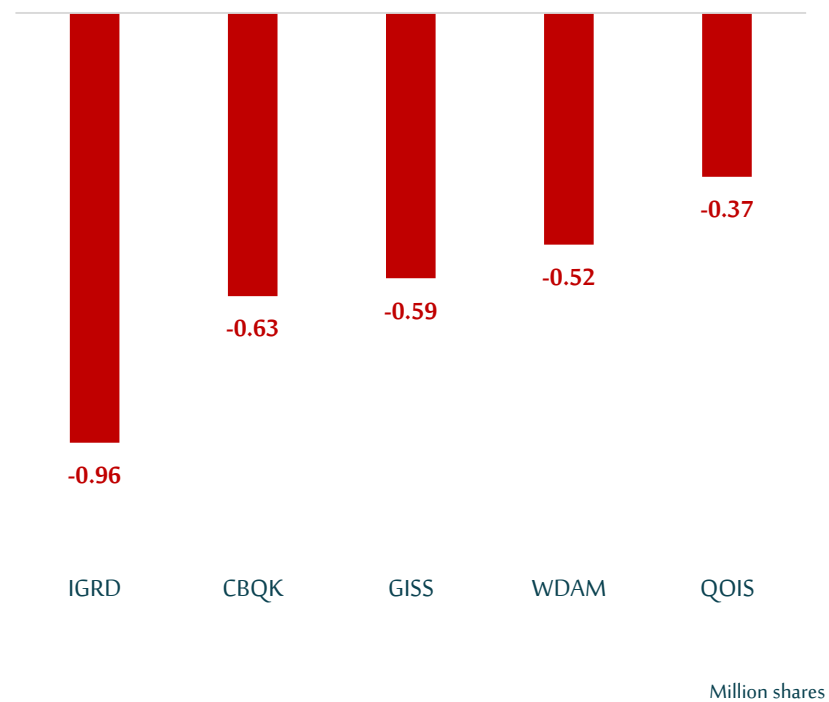
### Trading percentage by nationality for the last session

	Bought	Sold	Net traded
Qatari	59.18%	61.30%	-2.12%
GCC	6.82%	3.46%	3.37%
Arab	9.98%	10.27%	-0.29%
Foreigners	24.02%	24.98%	-0.96%
Total	100.00%	100.00%	0.00%

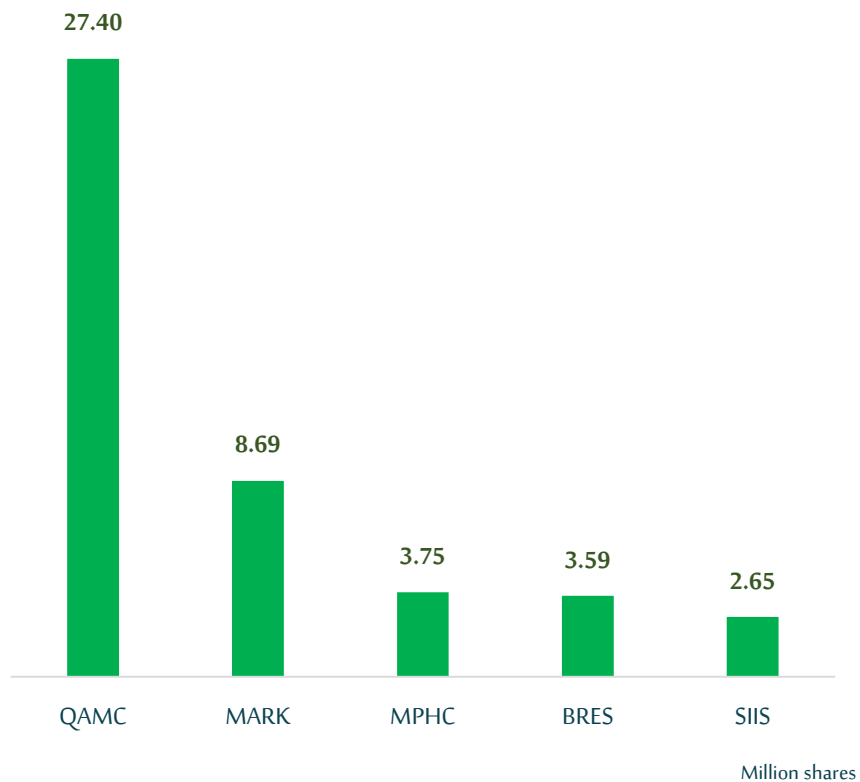
Top 5 Companies bought (net) by foreigners in the last session



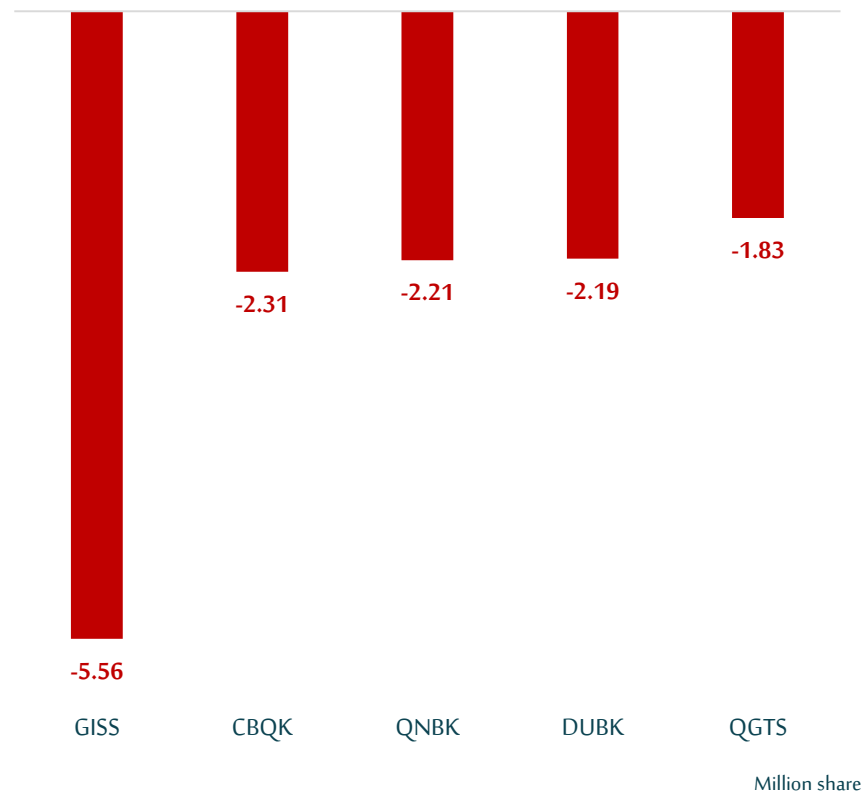
Top 5 companies sold (net) by foreigners in the last session



Top 5 companies bought (net) by foreigners over the last 5 sessions



Top 5 companies sold (net) by foreigners over the last 5 sessions



- The figures represent a change in the number of shares.
- Daily Change: The net change between April 17<sup>th</sup> and 16<sup>th</sup> trading sessions
- Change for the last 5 sessions: The total daily net change for the last 5 sessions.
- Change for the last 10 sessions: The total daily net change for the last 10 sessions.
- Change for the last 20 sessions: The total daily net change for the last 20 sessions.

**DISCLAIMER:**

The information contained was obtained from various public sources believed to be reliable, but we do not guarantee its accuracy. Wasata Financial Securities makes no representations or warranties (express or implied) regarding the data and information provided and Wasata Financial Securities does not represent that the information content of this document is complete, or free from any error, not misleading, or fit for any particular purpose. This report document provides general information only. Neither the information nor any opinion expressed constitutes an offer or an invitation to make an offer, to buy or sell any securities or other investment products related to such securities or investments.

This report document contained is subject to change without prior notice. Wasata assumes no responsibility to update the information in this report document.





Prepared by Financial Advisory Department

وساطة  
WASATA  
للأوراق المالية  
FINANCIAL SECURITIES

+974 4449 8883