



وساطة
WASATA

للأوراق المالية
FINANCIAL SECURITIES

Daily Report for Ownership Changes
April 18th 2024 Session

Company	Qatari				GCC				Foreigners			
	Daily Chg.	Last 5 Sessions chg.	Last 10 Sessions chg.	Last 20 Sessions chg.	Daily Chg.	Last 5 Sessions chg.	Last 10 Sessions chg.	Last 20 Sessions chg.	Daily Chg.	Last 5 Sessions chg.	Last 10 Sessions chg.	Last 20 Sessions chg.
QNBK	1,814,048	3,817,439	8,098,821	13,227,741	0	293	37,993	132,480	-1,814,048	-3,817,732	-8,136,814	-13,360,221
QIBK	265,715	330,446	2,465,740	1,710,408	145	941	-36,869	232,369	-265,860	-331,387	-2,428,871	-1,942,777
CBQK	2,436,279	4,005,974	5,951,916	6,993,172	68,160	304,215	513,484	1,510,083	-2,504,439	-4,310,189	-6,465,400	-8,503,255
DHBK	-371,989	-1,750,354	-7,312,252	-19,909,360	0	-26,443	267,067	326,662	371,989	1,776,797	7,045,185	19,582,698
ABQK	-15,233	-19,039	-31,919	-152,579	0	0	0	116,661	15,233	19,039	31,919	35,918
QIHK	-6,377	240,978	455,067	386,534	0	3,000	7,899	90,256	6,377	-243,978	-462,966	-476,790
MARK	-2,378,667	-9,981,228	-6,575,848	-4,736,627	-27,191	-245,548	-457,306	-449,221	2,405,858	10,226,776	7,033,154	5,185,848
DUBK	-335,216	1,097,662	2,526,520	2,471,328	0	-8,133	-8,133	-5,520	335,216	-1,089,529	-2,518,387	-2,465,808
QFBQ	-326,531	-131,592	-79,949	-202,639	8,200	-147,418	-147,418	-74,568	318,331	279,010	227,367	277,207
NLCS	-257,234	-2,225,083	1,088,138	-2,477,198	7,840	11,497	-381,764	-123,620	249,394	2,213,586	-706,374	2,600,818
DBIS	149,369	-141,086	-201,632	-493,459	0	0	0	503	-149,369	141,086	201,632	492,956
QOIS	-47,029	480,447	1,267,136	1,880,225	0	0	-24,297	-48,701	47,029	-480,447	-1,242,839	-1,831,524
IHGS	-92,269	-338,622	-290,130	-414,100	0	2,700	2,700	2,700	92,269	335,922	287,430	411,400
ZHCD	-7,447	-3,676	-7,160	-32,923	0	0	0	0	7,447	3,676	7,160	32,923
QGMID	-338,186	-982,792	-886,333	-475,059	10,111	-86,839	-144,387	-758,511	328,075	1,069,631	1,030,720	1,233,570
SIIS	46,177	-2,488,325	-3,085,106	-2,306,359	0	-162,815	10,000	-135,182	-46,177	2,651,140	3,075,106	2,441,541
BLDN	-103,531	-888,637	-2,033,439	2,561,939	-4,070	-49,947	-82,947	-8,324	107,601	938,584	2,116,386	-2,553,615
MCGS	-122,541	-611,882	-376,710	-118,095	0	1,234	61,974	114,975	122,541	610,648	314,736	3,120
QCFS	0	0	0	0	0	0	0	0	0	0	0	0
QFLS	209,388	976,328	662,015	1,452,127	0	-153	847	18,765	-209,388	-976,175	-662,862	-1,470,892
WDAM	238,293	889,702	1,100,972	1,559,311	-15,133	-19,578	95,555	43,650	-223,160	-870,124	-1,196,527	-1,602,961
MCCS	14,654	78,946	408,300	253,425	-730	-730	-730	-8,178	-13,924	-78,216	-407,570	-245,247
MERS	34,716	26,650	4,669	57,148	0	0	0	929	-34,716	-26,650	-4,669	-58,077
MEZA	85,323	-891,436	-1,655,376	-4,950,037	-2,700	-2,650	-6,450	-206	-82,623	894,086	1,661,826	4,950,243
QIMD	-9,450	119,975	48,571	111,338	0	15,996	15,996	25,910	9,450	-135,971	-64,567	-137,248

Company	Qatari				GCC				Foreigners			
	Daily Chg.	Last 5 Sessions chg.	Last 10 Sessions chg.	Last 20 Sessions chg.	Daily Chg.	Last 5 Sessions chg.	Last 10 Sessions chg.	Last 20 Sessions chg.	Daily Chg.	Last 5 Sessions chg.	Last 10 Sessions chg.	Last 20 Sessions chg.
QNCD	-11,564	133,599	251,249	476,272	0	0	2,601	-22,048	11,564	-133,599	-253,850	-454,224
IQCD	-547,157	-1,173,867	-6,128,435	-8,157,351	0	739	-185,094	-188,742	547,157	1,173,128	6,313,529	8,346,093
QIGD	850,321	-404,713	-574,978	-703,931	6,000	-67,600	6,000	-16,175	-856,321	472,313	568,978	720,106
QEWS	200,050	440,685	900,274	2,645,405	0	-5,000	9,700	14,075	-200,050	-435,685	-909,974	-2,659,480
AHCS	160,399	406,761	1,145,580	2,519,872	0	0	-40,000	15,486	-160,399	-406,761	-1,105,580	-2,535,358
GISS	-608,480	4,539,429	5,342,325	6,149,871	0	2,000	-51,634	-44,041	608,480	-4,541,429	-5,290,691	-6,105,830
MPHC	-475,426	-3,636,886	-13,063,444	-43,401,817	5,000	-28,099	-27,862	17,744	470,426	3,664,985	13,091,306	43,384,073
IGRD	-633,660	2,000	173,935	570,350	4,413	-245,587	-427,859	-500,428	629,247	243,587	253,924	-69,922
QAMC	-9,098,825	-35,918,035	-65,482,334	-72,907,490	182,313	-118,117	-198,363	-276,041	8,916,512	36,036,152	65,680,697	73,183,531
QATI	-32,619	-901,526	-960,419	-671,391	-4,190	50,810	17,885	36,259	36,809	850,716	942,534	635,132
DOHI	0	12,736	13,432	42,925	0	0	0	174,151	0	-12,736	-13,432	-217,076
QGRI	7,000	123,674	139,464	168,540	-1,000	-105,195	-105,195	-111,517	-6,000	-18,479	-34,269	-57,023
AKHI	12,462	268,519	319,671	107,335	-5,871	-5,871	-29,871	-63,813	-6,591	-262,648	-289,800	-43,522
QISI	-2,474	-45,548	-73,988	-156,765	0	0	0	10,064	2,474	45,548	73,988	146,701
BEMA	0	-3,233	12,452	13,850	0	0	0	0	0	3,233	-12,452	-13,850
QLMI	1,796	332,864	521,074	300,593	0	0	0	0	-1,796	-332,864	-521,074	-300,593
UDCD	-519,091	-33,240	2,646,361	11,243,027	0	-32,808	-32,808	-604,128	519,091	66,048	-2,613,553	-10,638,899
BRES	-398,386	-3,739,464	-4,847,110	-4,880,556	0	-24,670	-25,670	-22,576	398,386	3,764,134	4,872,780	4,903,132
ERES	-269,010	1,007,403	2,023,579	-1,656,509	0	101,760	-65,093	121,823	269,010	-1,109,163	-1,958,486	1,534,686
MRDS	-158,797	923,457	3,432,825	-6,183,172	0	-385,093	-287,118	-491,786	158,797	-538,364	-3,145,707	6,674,958
ORDS	-331,460	-1,117,759	-1,304,475	-3,296,619	0	29,400	21,920	21,055	331,460	1,088,359	1,282,555	3,275,564
VFQS	201,753	-833,728	-1,013,915	292,928	0	-267,800	-88,785	11,215	-201,753	1,101,528	1,102,700	-304,143
QNNS	-478,822	439,909	210,833	1,537,401	0	1,000	1,144	35,487	478,822	-440,909	-211,977	-1,572,888
GWCS	-70,880	-410,626	-767,066	-2,042,715	0	0	0	631	70,880	410,626	767,066	2,042,084
QGT5	-2,116,295	566,771	403,501	-3,307,540	0	583	23,243	-67,450	2,116,295	-567,354	-426,744	3,374,990

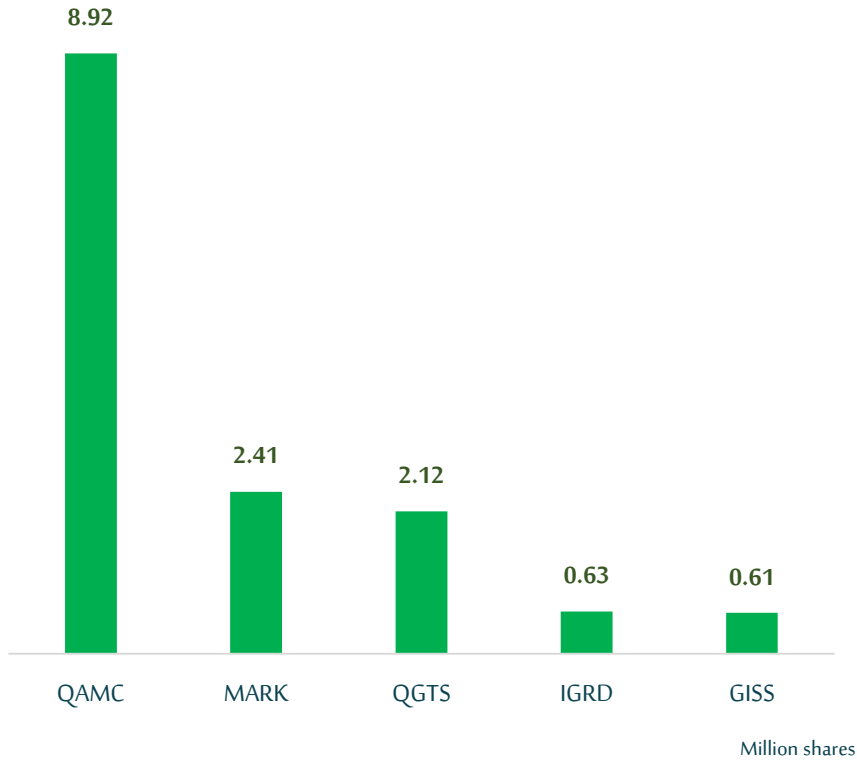
Trading values by nationality for the last week (Million QAR)

	Bought	Sold	Net traded value
Qatari	1,448.16	1,458.14	-9.98
GCC	126.05	65.39	60.66
Arab	214.59	197.22	17.37
Foreigners	558.02	626.06	-68.04
Total	2,346.81	2,346.81	0.00

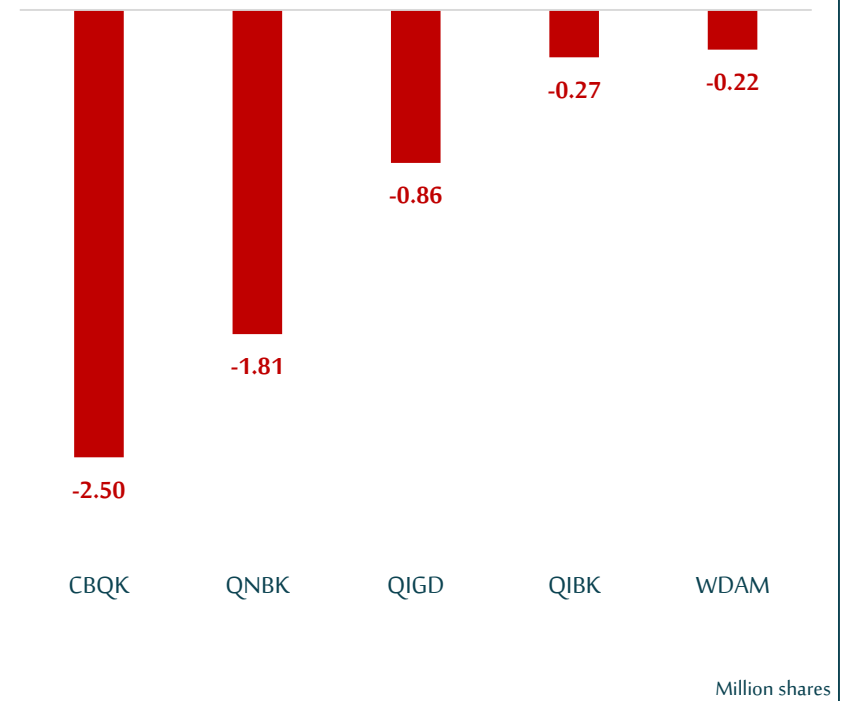
Trading percentage by nationality for the last week

	Bought	Sold	Net traded
Qatari	61.71%	62.13%	-0.43%
GCC	5.37%	2.79%	2.58%
Arab	9.14%	8.40%	0.74%
Foreigners	253.78%	26.68%	227.10%
Total	330.00%	100.00%	-230.00%

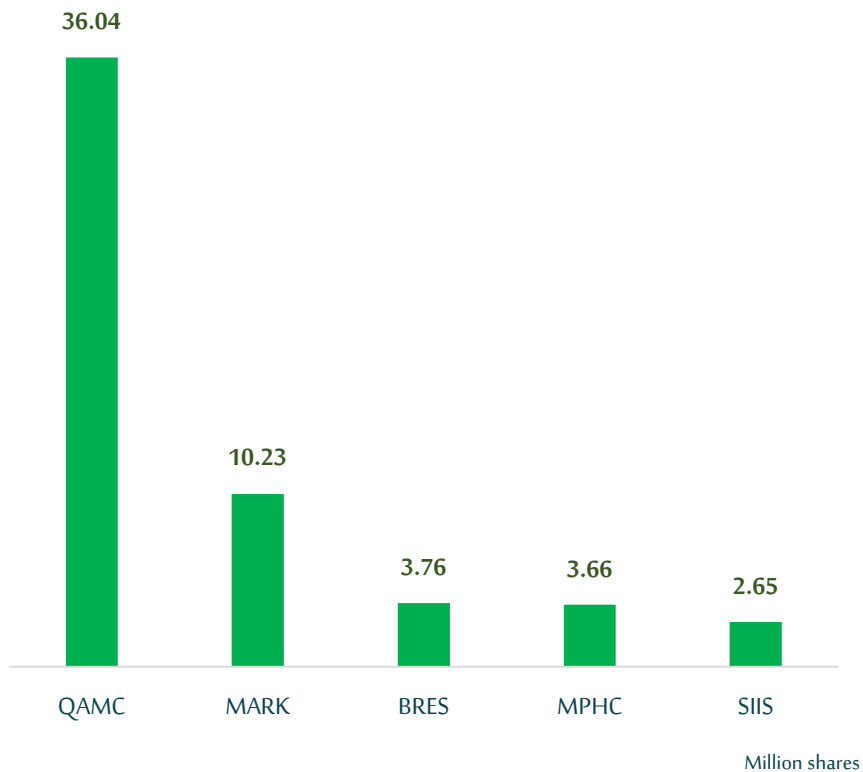
Top 5 Companies bought (net) by foreigners in the last session



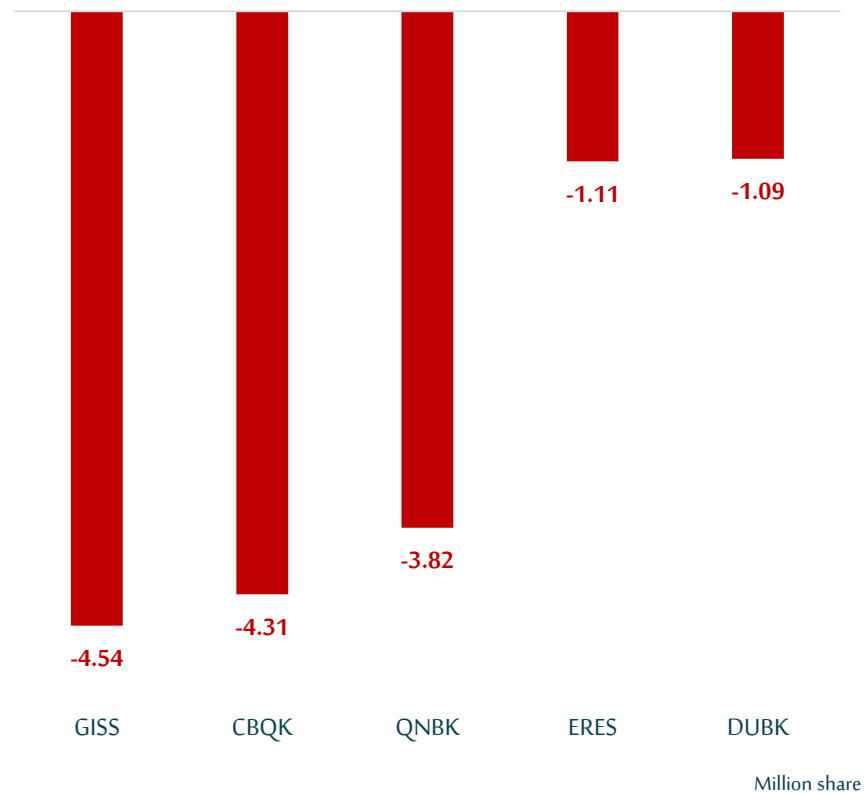
Top 5 companies sold (net) by foreigners in the last session



Top 5 companies bought (net) by foreigners over the last 5 sessions



Top 5 companies sold (net) by foreigners over the last 5 sessions




- The figures represent a change in the number of shares.
- Daily Change: The net change between April 18th and 17th trading sessions
- Change for the last 5 sessions: The total daily net change for the last 5 sessions.
- Change for the last 10 sessions: The total daily net change for the last 10 sessions.
- Change for the last 20 sessions: The total daily net change for the last 20 sessions.

DISCLAIMER:

The information contained was obtained from various public sources believed to be reliable, but we do not guarantee its accuracy. Wasata Financial Securities makes no representations or warranties (express or implied) regarding the data and information provided and Wasata Financial Securities does not represent that the information content of this document is complete, or free from any error, not misleading, or fit for any particular purpose. This report document provides general information only. Neither the information nor any opinion expressed constitutes an offer or an invitation to make an offer, to buy or sell any securities or other investment products related to such securities or investments.

This report document contained is subject to change without prior notice. Wasata assumes no responsibility to update the information in this report document.



Prepared by Financial Advisory Department

وساطة
WASATA
للأوراق المالية
FINANCIAL SECURITIES

+974 4449 8883