



وساطة

WASATA

للأوراق المالية

FINANCIAL SECURITIES

Daily Report for Ownership Changes

April 21<sup>st</sup> 2024 Session

Company	Qatari				GCC				Foreigners			
	Daily Chg.	Last 5 Sessions chg.	Last 10 Sessions chg.	Last 20 Sessions chg.	Daily Chg.	Last 5 Sessions chg.	Last 10 Sessions chg.	Last 20 Sessions chg.	Daily Chg.	Last 5 Sessions chg.	Last 10 Sessions chg.	Last 20 Sessions chg.
QNBK	754,564	4,000,684	7,279,998	13,567,779	5,204	5,847	33,197	137,684	-759,768	-4,006,531	-7,313,195	-13,705,463
QIBK	-89,476	-210,645	1,505,497	1,820,492	-1,560	-485	-38,429	230,809	91,036	211,130	-1,467,068	-2,051,301
CBQK	796,729	4,395,024	6,699,036	7,776,699	-19,637	386,492	300,361	1,455,446	-777,092	-4,781,516	-6,999,397	-9,232,145
DHBK	226,934	-1,791,950	-6,386,188	-20,660,602	-197,391	-20,000	-134,485	95,362	-29,543	1,811,950	6,520,673	20,565,240
ABQK	-31,092	-60,131	-63,011	-183,671	0	0	0	116,661	31,092	60,131	63,011	67,010
QIIK	-46,738	131,200	281,430	323,796	0	-2,000	8,709	90,756	46,738	-129,200	-290,139	-414,552
MARK	-485,985	-10,397,243	-8,444,039	-6,918,994	-38,070	-272,630	-420,368	-441,260	524,055	10,669,873	8,864,407	7,360,254
DUBK	18,246	2,437,245	2,318,974	2,673,472	0	-9,743	-8,133	-3,020	-18,246	-2,427,502	-2,310,841	-2,670,452
QFBQ	-184,063	-137,725	-322,750	-676,414	80,000	-66,166	-67,418	5,432	104,063	203,891	390,168	670,982
NLCS	-156,140	-2,946,213	384,186	-2,449,556	2,000	-4,426	-379,764	-114,520	154,140	2,950,639	-4,422	2,564,076
DBIS	307,456	259,575	85,549	-10,666	0	0	0	503	-307,456	-259,575	-85,549	10,163
QOIS	-73,105	229,854	1,178,822	1,827,470	0	0	-24,297	-48,701	73,105	-229,854	-1,154,525	-1,778,769
IHGS	-30,576	-260,158	-194,337	-689,467	0	2,700	2,700	2,700	30,576	257,458	191,637	686,767
ZHCD	-196	-4,552	1,880	-26,886	0	0	0	0	196	4,552	-1,880	26,886
QGMD	-971,532	-2,689,885	-1,605,923	-1,064,697	-14,848	-4,687	-247,851	-773,359	986,380	2,694,572	1,853,774	1,838,056
SIIS	-466,818	-3,260,953	-3,617,038	-2,529,312	0	-142,815	10,000	-135,182	466,818	3,403,768	3,607,038	2,664,494
BLDN	-2,318,163	-3,541,541	-4,204,203	-333,675	-6,379	-23,326	-89,326	-89,365	2,324,542	3,564,867	4,293,529	423,040
MCGS	-45,140	-657,144	-798,635	49,141	4,932	4,932	66,906	119,907	40,208	652,212	731,729	-169,048
QCFS	0	0	0	0	0	0	0	0	0	0	0	0
QFLS	-23,209	918,265	612,458	1,251,143	0	0	847	18,765	23,209	-918,265	-613,305	-1,269,908
WDAM	-338,383	416,474	918,167	1,480,352	0	-19,578	95,555	43,650	338,383	-396,896	-1,013,722	-1,524,002
MCCS	-107,652	-131,312	70,348	180,510	0	-730	-730	-8,178	107,652	132,042	-69,618	-172,332
MERS	-859	19,725	13,580	55,096	0	0	0	929	859	-19,725	-13,580	-56,025
MEZA	-175,683	-989,204	-1,603,284	-4,664,860	0	-2,650	-4,715	-5,361	175,683	991,854	1,607,999	4,670,221
QIMD	0	2,850	46,932	-63,554	0	8,000	15,996	29,410	0	-10,850	-62,928	34,144

Company	Qatari				GCC				Foreigners			
	Daily Chg.	Last 5 Sessions chg.	Last 10 Sessions chg.	Last 20 Sessions chg.	Daily Chg.	Last 5 Sessions chg.	Last 10 Sessions chg.	Last 20 Sessions chg.	Daily Chg.	Last 5 Sessions chg.	Last 10 Sessions chg.	Last 20 Sessions chg.
QNCD	4,137	91,672	267,661	391,811	-39,000	-39,000	-36,399	-61,048	34,863	-52,672	-231,262	-330,763
IQCD	128,185	-1,382,924	-5,721,347	-8,196,598	757	1,656	-109,337	-193,518	-128,942	1,381,268	5,830,684	8,390,116
QIGD	-154,997	-648,010	-716,278	-336,191	21,000	-23,000	27,000	4,825	133,997	671,010	689,278	331,366
QEWS	13,809	377,190	870,477	2,608,102	0	-5,000	9,700	14,075	-13,809	-372,190	-880,177	-2,622,177
AHCS	-142,482	145,308	1,050,616	2,140,411	0	0	-40,000	15,486	142,482	-145,308	-1,010,616	-2,155,897
GISS	3,606	3,336,636	5,411,049	6,234,050	-1,040	960	-32,674	-47,826	-2,566	-3,337,596	-5,378,375	-6,186,224
MPHC	-327,522	-4,742,579	-11,331,103	-34,928,953	15,000	-13,099	-12,862	37,030	312,522	4,755,678	11,343,965	34,891,923
IGRD	-645,286	-412,814	-348,108	-74,933	0	-245,587	-427,859	-500,428	645,286	658,401	775,967	575,361
QAMC	-3,016,651	-38,029,785	-66,896,815	-76,337,552	-216,311	-315,054	-414,674	-421,352	3,232,962	38,344,839	67,311,489	76,758,904
QATI	81,869	-662,143	-865,638	-609,114	6,014	64,602	23,899	37,273	-87,883	597,541	841,739	571,841
DOHI	40,525	58,677	57,957	83,231	0	0	0	114,151	-40,525	-58,677	-57,957	-197,382
QGRI	0	123,674	139,464	167,440	0	-105,695	-105,195	-110,417	0	-17,979	-34,269	-57,023
AKHI	-45,984	104,517	177,232	-58,079	0	-5,871	-29,871	-63,813	45,984	-98,646	-147,361	121,892
QISI	-9,199	-44,499	-143,728	-151,745	0	0	0	10,064	9,199	44,499	143,728	141,681
BEMA	0	-1,850	12,452	13,352	0	0	0	0	0	1,850	-12,452	-13,352
QLMI	-642	332,633	348,966	289,951	0	0	0	0	642	-332,633	-348,966	-289,951
UDCD	264,141	-741,201	3,355,086	11,736,969	-32,910	-53,910	-65,718	-637,038	-231,231	795,111	-3,289,368	-11,099,931
BRES	-225,106	-2,399,533	-4,822,005	-4,637,071	0	-17,670	-25,670	-26,253	225,106	2,417,203	4,847,675	4,663,324
ERES	-692,398	-473,904	994,033	-2,124,269	42,050	143,810	117,410	163,873	650,348	330,094	-1,111,443	1,960,396
MRDS	-369,110	568,321	136,098	-2,853,400	0	-385,093	-287,118	-491,786	369,110	-183,228	151,020	3,345,186
ORDS	37,785	-644,765	-908,936	-3,017,123	0	3,000	21,920	21,920	-37,785	641,765	887,016	2,995,203
VFQS	377,924	339,575	723,453	-1,331,812	1,332	-266,468	-185,970	12,547	-379,256	-73,107	-537,483	1,319,265
QNNS	-29,851	473,625	256,946	1,720,788	0	1,000	1,000	35,987	29,851	-474,625	-257,946	-1,756,775
GWCS	-1,047	-424,730	-737,250	-1,928,911	0	0	0	631	1,047	424,730	737,250	1,928,280
QGTS	-393,705	233,199	488,372	-3,210,651	0	2,324	21,743	-65,673	393,705	-235,523	-510,115	3,276,324

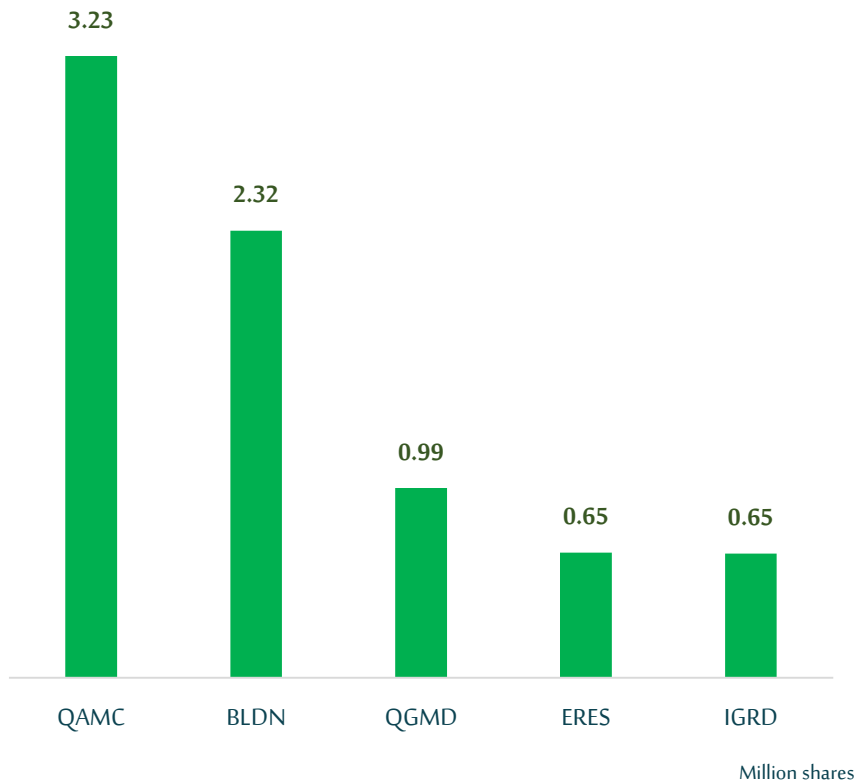
### Trading values by nationality for the last session (Million QAR)

	Bought	Sold	Net traded value
Qatari	280.81	283.59	-2.78
GCC	11.52	9.12	2.40
Arab	40.74	35.84	4.89
Foreigners	24.55	29.07	-4.52
<b>Total</b>	<b>357.62</b>	<b>357.62</b>	<b>0.00</b>

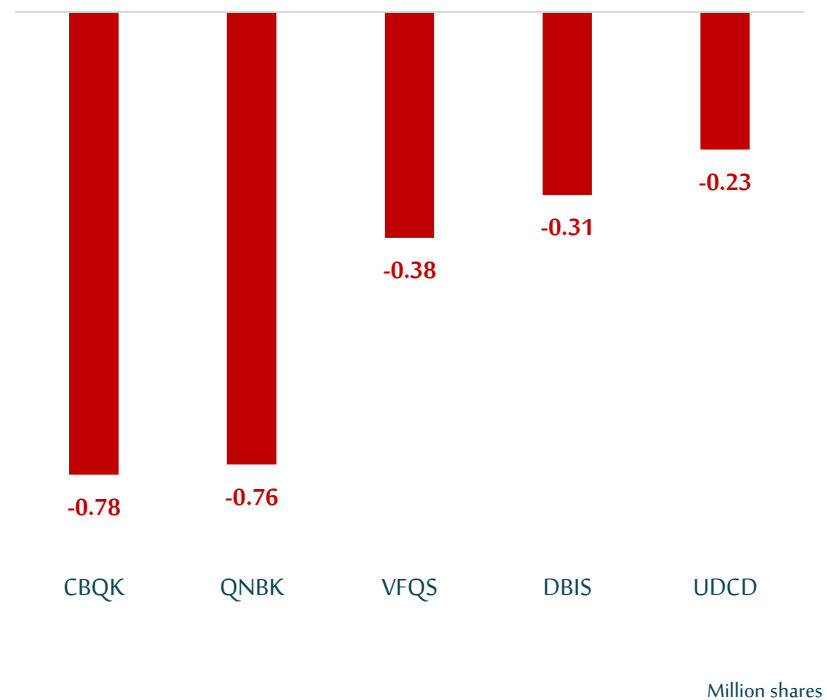
### Trading percentage by nationality for the last session

	Bought	Sold	Net traded
Qatari	78.52%	79.30%	-0.78%
GCC	3.22%	2.55%	0.67%
Arab	11.39%	10.02%	1.37%
Foreigners	6.87%	8.13%	-1.26%
Total	100.00%	100.00%	0.00%

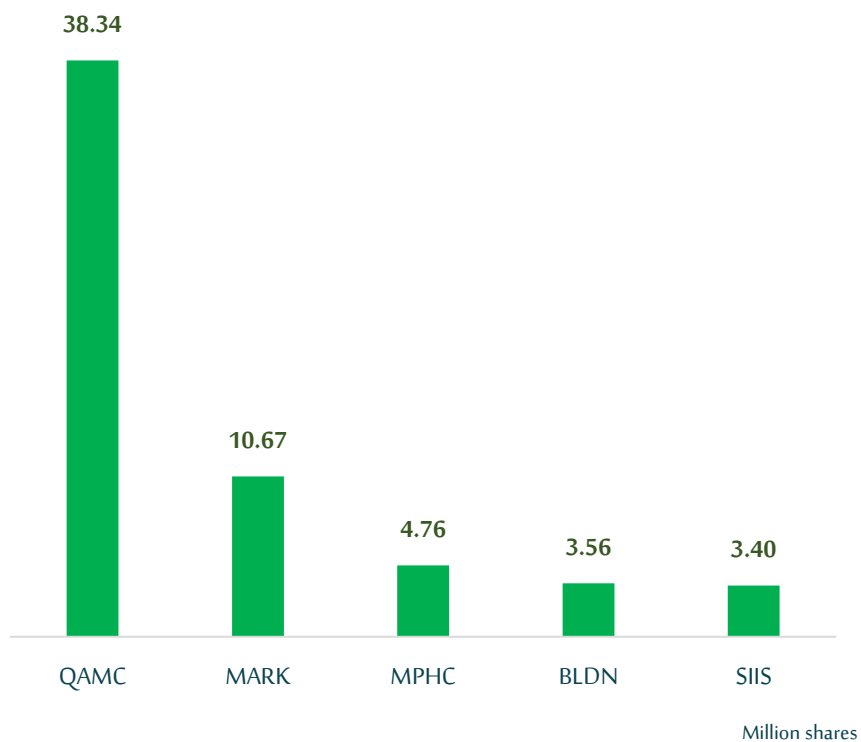
Top 5 Companies bought (net) by foreigners in the last session



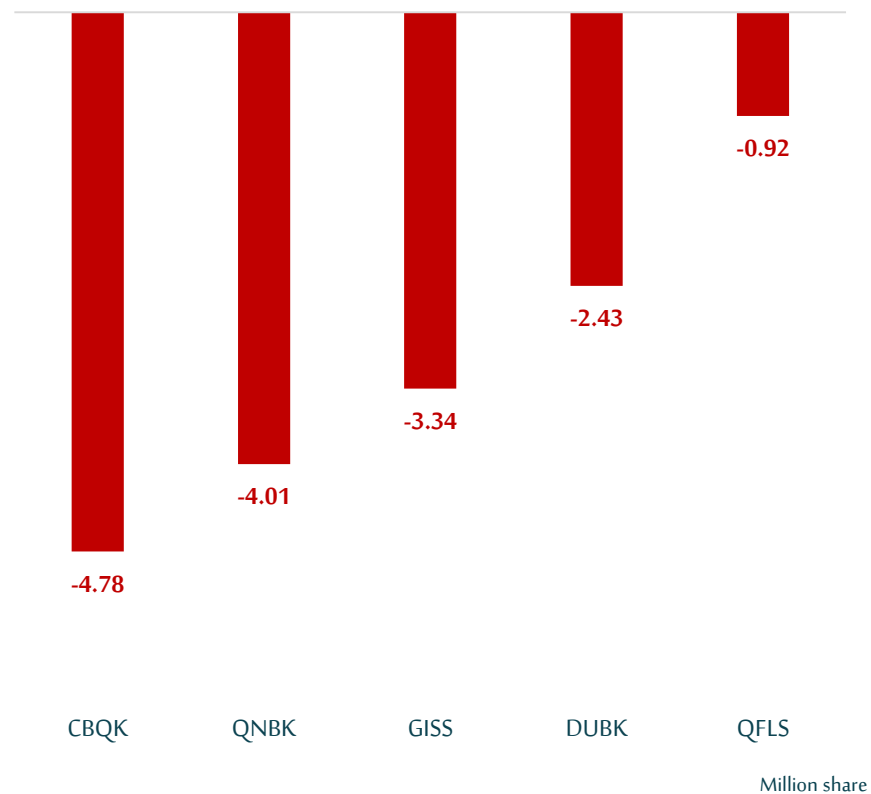
Top 5 companies sold (net) by foreigners in the last session



Top 5 companies bought (net) by foreigners over the last 5 sessions



Top 5 companies sold (net) by foreigners over the last 5 sessions



- The figures represent a change in the number of shares.
- Daily Change: The net change between April 21<sup>st</sup> and 18<sup>th</sup> trading sessions
- Change for the last 5 sessions: The total daily net change for the last 5 sessions.
- Change for the last 10 sessions: The total daily net change for the last 10 sessions.
- Change for the last 20 sessions: The total daily net change for the last 20 sessions.

**DISCLAIMER:**

The information contained was obtained from various public sources believed to be reliable, but we do not guarantee its accuracy. Wasata Financial Securities makes no representations or warranties (express or implied) regarding the data and information provided and Wasata Financial Securities does not represent that the information content of this document is complete, or free from any error, not misleading, or fit for any particular purpose. This report document provides general information only. Neither the information nor any opinion expressed constitutes an offer or an invitation to make an offer, to buy or sell any securities or other investment products related to such securities or investments.

This report document contained is subject to change without prior notice. Wasata assumes no responsibility to update the information in this report document.





Prepared by Financial Advisory Department