



وساطة  
WASATA

للأوراق المالية  
FINANCIAL SECURITIES

Daily Report for Ownership Changes  
April 23<sup>rd</sup> 2024 Session

Company	Qatari				GCC				Foreigners			
	Daily Chg.	Last 5 Sessions chg.	Last 10 Sessions chg.	Last 20 Sessions chg.	Daily Chg.	Last 5 Sessions chg.	Last 10 Sessions chg.	Last 20 Sessions chg.	Daily Chg.	Last 5 Sessions chg.	Last 10 Sessions chg.	Last 20 Sessions chg.
QNBK	710,264	4,903,981	6,806,930	16,622,833	0	6,047	33,397	137,884	-710,264	-4,910,028	-6,840,327	-16,760,717
QIBK	199,557	149,244	546,109	2,120,623	716	24,876	26,462	257,125	-200,273	-174,120	-572,571	-2,377,748
CBQK	297,249	3,255,185	5,130,586	6,480,727	22,710	325,771	288,509	1,327,447	-319,959	-3,580,956	-5,419,095	-7,808,174
DHBK	526,187	306,692	-1,890,097	-13,336,714	65,000	170,000	35,887	260,362	-591,187	-476,692	1,854,210	13,076,352
ABQK	7,448	-41,813	-42,683	-169,723	0	0	0	116,661	-7,448	41,813	42,683	53,062
QIIK	-304,767	-331,927	-134,590	43,505	0	-1,000	3,000	76,738	304,767	332,927	131,590	-120,243
MARK	419,282	-3,350,620	-10,326,307	-4,222,150	-175,801	-170,709	-223,297	-354,079	-243,481	3,521,329	10,549,604	4,576,229
DUBK	30,675	-150,937	2,573,077	3,044,907	0	1,824	-1,709	4,134	-30,675	149,113	-2,571,368	-3,049,041
QFBQ	-111,681	-966,881	-674,970	-953,129	11,499	-35,851	-55,919	39,631	100,182	1,002,732	730,889	913,498
NLCS	197,083	297,370	1,519,073	-581,603	0	9,840	-54,020	-158,956	-197,083	-307,210	-1,465,053	740,559
DBIS	-2,210	495,072	170,429	175,472	300	300	300	803	1,910	-495,372	-170,729	-176,275
QOIS	-119,494	113,009	520,550	1,464,398	20,000	60,000	35,703	35,703	99,494	-173,009	-556,253	-1,500,101
IHGS	-140,329	-182,710	-365,809	-736,618	0	2,700	2,700	2,700	140,329	180,010	363,109	733,918
ZHCD	-7,852	-28,523	-25,981	-26,219	0	0	0	0	7,852	28,523	25,981	26,219
QGMD	769,330	-466,185	-1,012,701	-752,149	21,520	-62,036	-158,167	-723,995	-790,850	528,221	1,170,868	1,476,144
SIIS	384,293	-759,046	-4,463,503	-2,678,090	0	0	-50,362	-135,182	-384,293	759,046	4,513,865	2,813,272
BLDN	-436,573	-4,867,386	-5,268,479	-5,130,435	-11,209	-25,122	-62,999	-98,253	447,782	4,892,508	5,331,478	5,228,688
MCGS	-236,817	-260,649	-563,912	-736,456	0	4,932	8,666	84,016	236,817	255,717	555,246	652,440
QCFS	0	0	0	0	0	0	0	0	0	0	0	0
QFLS	168,412	503,735	1,088,438	1,038,952	1,000	1,077	924	18,842	-169,412	-504,812	-1,089,362	-1,057,794
WDAM	-105,891	384,564	1,079,107	1,219,447	0	-20,133	-19,578	65,811	105,891	-364,431	-1,059,529	-1,285,258
MCCS	-54,926	39,050	-132,184	166,242	0	-730	-730	2,929	54,926	-38,320	132,914	-169,171
MERS	4,655	102,243	94,884	101,696	-747	-747	-747	224	-3,908	-101,496	-94,137	-101,920
MEZA	-111,948	-381,965	-1,253,400	-3,881,109	0	-2,700	-2,650	-31,386	111,948	384,665	1,256,050	3,912,495
QIMD	-82,421	-78,571	-4,810	-113,714	733	-267	16,729	30,143	81,688	78,838	-11,919	83,571

Company	Qatari				GCC				Foreigners			
	Daily Chg.	Last 5 Sessions chg.	Last 10 Sessions chg.	Last 20 Sessions chg.	Daily Chg.	Last 5 Sessions chg.	Last 10 Sessions chg.	Last 20 Sessions chg.	Daily Chg.	Last 5 Sessions chg.	Last 10 Sessions chg.	Last 20 Sessions chg.
QNCD	-61,367	-7,507	57,904	318,110	0	-39,000	-35,623	-45,898	61,367	46,507	-22,281	-272,212
IQCD	38,275	-1,238,198	-2,991,387	-9,375,967	0	1,156	-18,145	-138,018	-38,275	1,237,042	3,009,532	9,513,985
QIGD	25,896	-174,506	-856,907	-402,122	169	-4,871	15,169	7,494	-26,065	179,377	841,738	394,628
QEWS	61,211	417,442	700,413	2,785,287	0	0	-5,000	14,075	-61,211	-417,442	-695,413	-2,799,362
AHCS	21,075	336,538	922,594	2,528,508	500,000	812,737	772,737	828,223	-521,075	-1,149,275	-1,695,331	-3,356,731
GISS	1,481,969	1,279,254	7,256,822	7,507,408	-9,220	-87,364	-23,040	-51,826	-1,472,749	-1,191,890	-7,233,782	-7,455,582
MPHC	1,999,202	2,446,839	-1,356,251	-27,785,793	0	9,130	-11,058	13,138	-1,999,202	-2,455,969	1,367,309	27,772,655
IGRD	275,632	511,704	628,582	435,132	0	-245,587	-427,859	-500,428	-275,632	-266,117	-200,723	65,296
QAMC	803,528	-13,620,394	-39,554,009	-75,198,911	0	-89,393	-528,043	-480,176	-803,528	13,709,787	40,082,052	75,679,087
QATI	35,133	-149,272	-781,678	-622,849	0	2,874	-12,226	-15,677	-35,133	146,398	793,904	638,526
DOHI	-14,480	44,300	62,036	-27,360	0	0	0	84,151	14,480	-44,300	-62,036	-56,791
QGRI	0	7,000	123,674	167,440	800	300	-104,395	-109,117	-800	-7,300	-19,279	-58,323
AKHI	-40,300	-522,738	-234,491	-633,733	0	9,129	-14,871	11,187	40,300	513,609	249,362	622,546
QISI	10,938	83,688	-46,179	30,253	2,000	2,000	2,000	2,000	-12,938	-85,688	44,179	-32,253
BEMA	0	-11,125	2,474	6,437	0	0	0	0	0	11,125	-2,474	-6,437
QLMI	-2,968	74,596	330,664	480,659	0	0	0	0	2,968	-74,596	-330,664	-480,659
UDCD	-1,169,212	-1,684,132	-277,613	10,396,718	109,204	81,041	48,233	-523,087	1,060,008	1,603,091	229,380	-9,873,631
BRES	-24,802	-1,222,183	-4,627,694	-5,390,261	0	0	-24,670	-24,753	24,802	1,222,183	4,652,364	5,415,014
ERES	586,434	-1,889,100	202,526	-2,050,831	373,773	483,823	465,583	500,683	-960,207	1,405,277	-668,109	1,550,148
MRDS	593,594	-2,763,348	-2,903,539	-3,638,944	-335,864	161,271	-301,526	-335,465	-257,730	2,602,077	3,205,065	3,974,409
ORDS	-285,459	-1,472,353	-2,378,385	-3,790,778	0	410	29,830	22,350	285,459	1,471,943	2,348,555	3,768,428
VFQS	1,053,421	2,232,858	-200,232	942,802	0	-250,826	-263,276	15,739	-1,053,421	-1,982,032	463,508	-958,541
QNNS	-16,052	-488,346	407,086	486,636	0	500	1,000	35,987	16,052	487,846	-408,086	-522,623
GWCS	85,522	63,294	-244,237	-1,438,420	0	0	0	631	-85,522	-63,294	244,237	1,437,789
QGTS	292,293	-2,166,917	240,785	-1,906,909	-634	2,190	10,148	-101,265	-291,659	2,164,727	-250,933	2,008,174

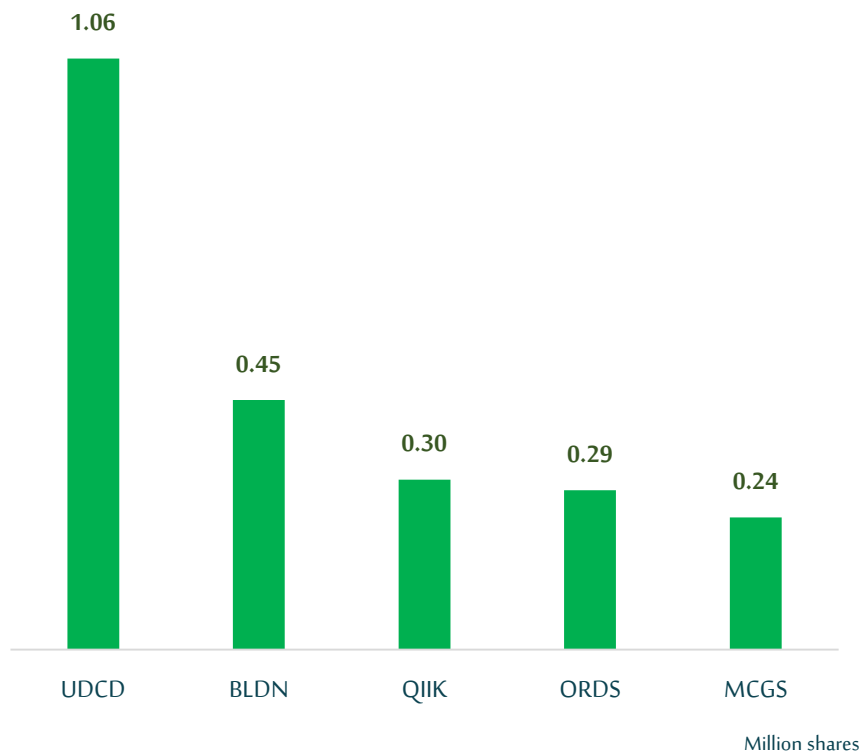
### Trading values by nationality for the last session (Million QAR)

	Bought	Sold	Net traded value
Qatari	295.57	271.05	24.52
GCC	12.63	5.49	7.15
Arab	22.15	27.43	-5.27
Foreigners	95.08	121.48	-26.40
Total	425.44	425.44	0.00

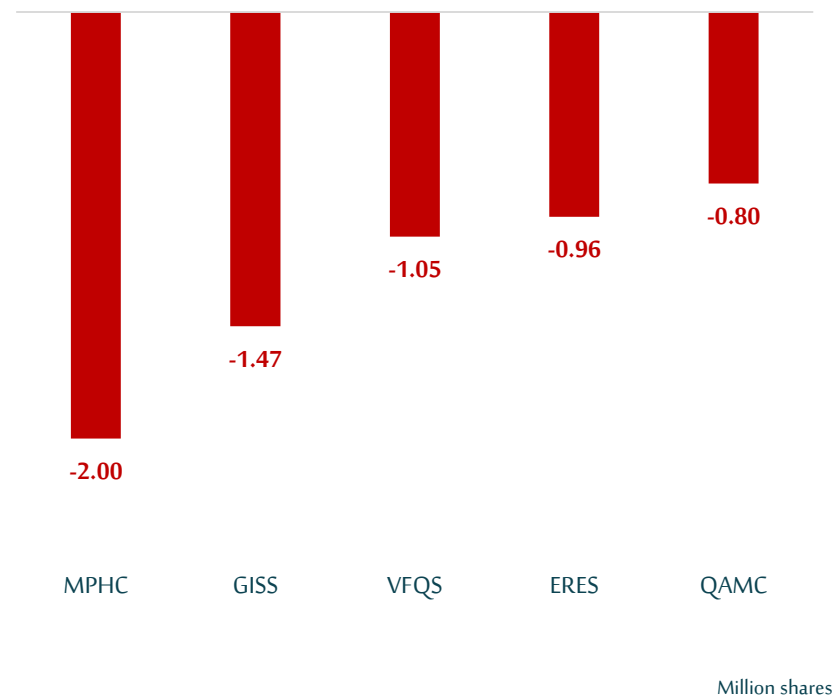
### Trading percentage by nationality for the last session

	Bought	Sold	Net traded
Qatari	69.47%	63.71%	5.77%
GCC	2.97%	1.29%	1.68%
Arab	5.21%	6.45%	-1.24%
Foreigners	22.35%	28.55%	-6.21%
Total	100.00%	100.00%	0.00%

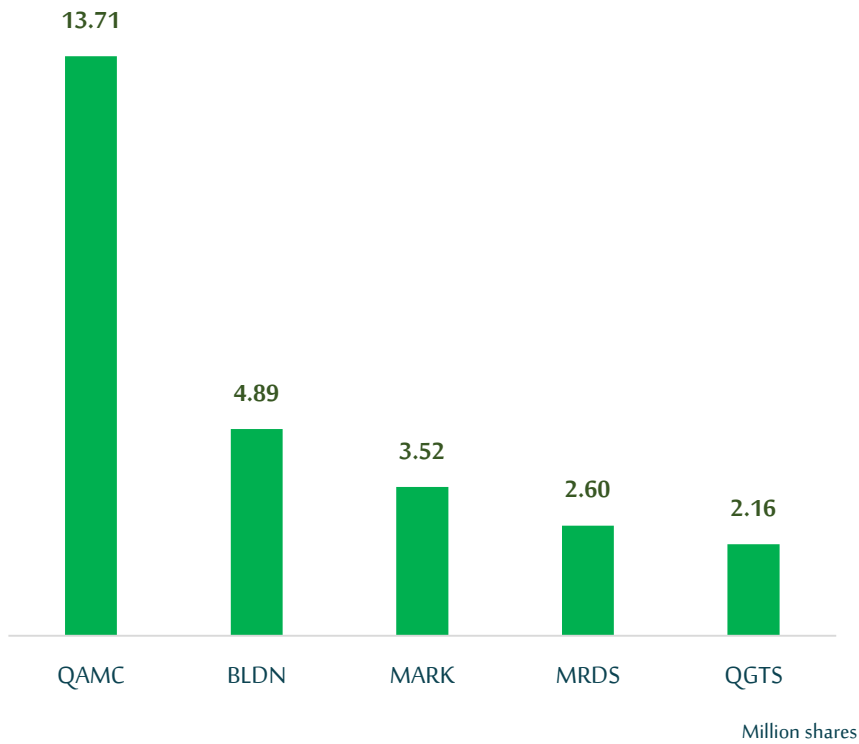
Top 5 Companies bought (net) by foreigners in the last session



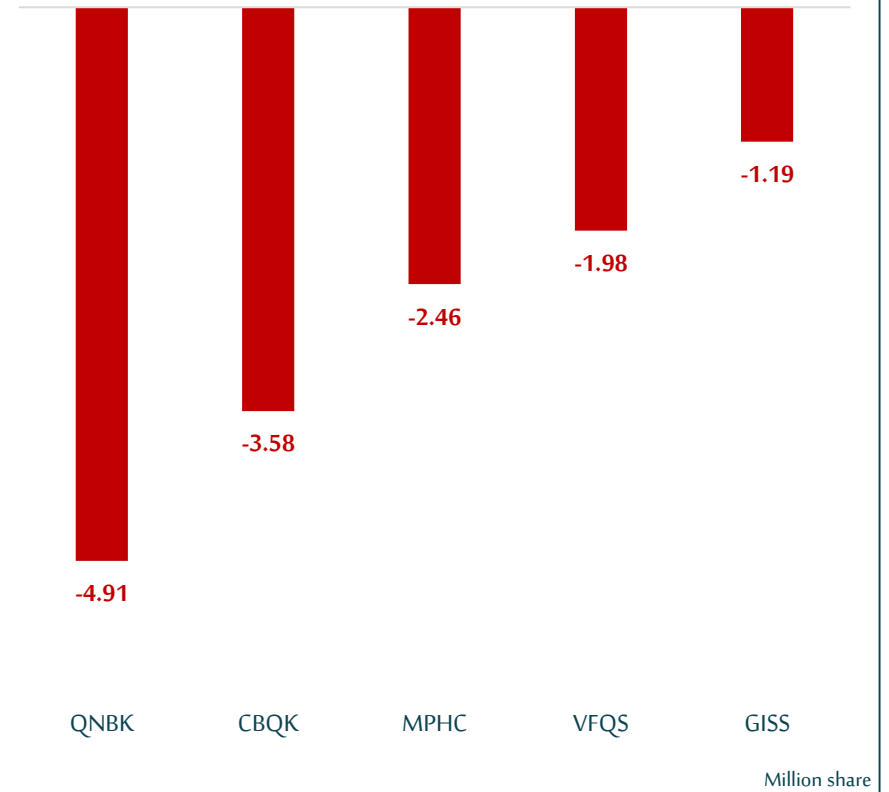
Top 5 companies sold (net) by foreigners in the last session



Top 5 companies bought (net) by foreigners over the last 5 sessions



Top 5 companies sold (net) by foreigners over the last 5 sessions



- The figures represent a change in the number of shares.
- Daily Change: The net change between April 23<sup>rd</sup> and 22<sup>nd</sup> trading sessions
- Change for the last 5 sessions: The total daily net change for the last 5 sessions.
- Change for the last 10 sessions: The total daily net change for the last 10 sessions.
- Change for the last 20 sessions: The total daily net change for the last 20 sessions.

**DISCLAIMER:**

The information contained was obtained from various public sources believed to be reliable, but we do not guarantee its accuracy. Wasata Financial Securities makes no representations or warranties (express or implied) regarding the data and information provided and Wasata Financial Securities does not represent that the information content of this document is complete, or free from any error, not misleading, or fit for any particular purpose. This report document provides general information only. Neither the information nor any opinion expressed constitutes an offer or an invitation to make an offer, to buy or sell any securities or other investment products related to such securities or investments.

This report document contained is subject to change without prior notice. Wasata assumes no responsibility to update the information in this report document.





Prepared by Financial Advisory Department