



وساطة

WASATA

للأوراق المالية

FINANCIAL SECURITIES

Daily Report for Ownership Changes

April 24<sup>th</sup> 2024 Session

Company	Qatari				GCC				Foreigners			
	Daily Chg.	Last 5 Sessions chg.	Last 10 Sessions chg.	Last 20 Sessions chg.	Daily Chg.	Last 5 Sessions chg.	Last 10 Sessions chg.	Last 20 Sessions chg.	Daily Chg.	Last 5 Sessions chg.	Last 10 Sessions chg.	Last 20 Sessions chg.
QNBK	1,230,328	5,967,892	8,146,798	17,683,154	50,178	55,582	83,575	188,502	-1,280,506	-6,023,474	-8,230,373	-17,871,656
QIBK	364,554	745,839	905,455	2,818,716	-381	24,495	25,481	39,542	-364,173	-770,334	-930,936	-2,858,258
CBQK	-997,981	1,894,400	4,020,119	5,594,165	-133,795	-79,271	104,721	1,183,652	1,131,776	-1,815,129	-4,124,840	-6,777,817
DHBK	1,353,674	1,767,642	-100,322	-10,983,133	194,253	166,862	198,973	454,615	-1,547,927	-1,934,504	-98,651	10,528,518
ABQK	0	-38,877	-42,683	-46,470	0	0	0	0	0	38,877	42,683	46,470
QIIK	166,195	-158,998	35,836	311,516	0	0	3,000	18,023	-166,195	158,998	-38,836	-329,539
MARK	162,389	-1,367,191	-9,834,705	-4,205,681	126,016	140,996	-83,091	-208,807	-288,405	1,226,195	9,917,796	4,414,488
DUBK	2,066,785	2,543,393	4,744,617	4,913,103	-167	6,257	-1,876	3,967	-2,066,618	-2,549,650	-4,742,741	-4,917,070
QFBQ	-987,038	-1,935,112	-1,405,322	-1,758,933	4,781	104,480	-51,138	44,412	982,257	1,830,632	1,456,460	1,714,521
NLCS	800,311	1,392,474	-100,037	-505,439	0	9,840	-1,503	-158,956	-800,311	-1,402,314	101,540	664,395
DBIS	-75,588	533,204	206,722	167,788	0	300	300	-49,700	75,588	-533,504	-207,022	-118,088
QOIS	-145,172	-399,103	199,539	1,319,226	-29,960	30,040	30,040	5,743	175,132	369,063	-229,579	-1,324,969
IHGS	-231,386	-426,592	-671,745	-866,590	0	0	2,700	2,700	231,386	426,592	669,045	863,890
ZHCD	-212	-28,978	-26,993	-28,738	0	0	0	0	212	28,978	26,993	28,738
QGMD	756,902	-39,645	-273,905	9,575	0	16,783	-93,585	-723,995	-756,902	22,862	367,490	714,420
SIIS	-216,792	-895,312	-3,384,573	-3,076,436	151,000	151,000	-11,815	15,818	65,792	744,312	3,396,388	3,060,618
BLDN	-879,969	-5,065,215	-5,430,734	-6,146,612	-72,000	-89,122	-134,999	-144,671	951,969	5,154,337	5,565,733	6,291,283
MCGS	294,099	106,202	-467,097	-112,326	1,240	6,172	7,406	78,294	-295,339	-112,374	459,691	34,032
QCFS	0	0	0	0	0	0	0	0	0	0	0	0
QFLS	39,719	447,132	1,118,100	1,111,632	0	1,077	924	4,242	-39,719	-448,209	-1,119,024	-1,115,874
WDAM	90,242	-48,645	1,137,459	1,433,848	0	-15,133	-37,061	65,555	-90,242	63,778	-1,100,398	-1,499,403
MCCS	-5,495	-182,418	-95,367	214,147	0	-730	-730	-730	5,495	183,148	96,097	-213,417
MERS	18,038	118,485	110,178	124,430	0	-747	-747	88	-18,038	-117,738	-109,431	-124,518
MEZA	53,358	-92,578	-1,192,226	-3,194,185	0	-2,700	-2,650	-35,082	-53,358	95,278	1,194,876	3,229,267
QIMD	-42,042	-123,913	-42,610	-33,123	0	733	16,729	16,729	42,042	123,180	25,881	16,394

Company	Qatari				GCC				Foreigners			
	Daily Chg.	Last 5 Sessions chg.	Last 10 Sessions chg.	Last 20 Sessions chg.	Daily Chg.	Last 5 Sessions chg.	Last 10 Sessions chg.	Last 20 Sessions chg.	Daily Chg.	Last 5 Sessions chg.	Last 10 Sessions chg.	Last 20 Sessions chg.
QNCD	79,235	58,716	214,424	406,045	7,177	-31,823	-28,446	-38,983	-86,412	-26,893	-185,978	-367,062
IQCD	2,895	-1,323,474	-2,250,383	-8,954,955	-58,472	-57,715	-56,976	-242,187	55,577	1,381,189	2,307,359	9,197,142
QIGD	90,949	548,908	-804,990	-406,269	1,280	28,449	-18,551	8,449	-92,229	-577,357	823,541	397,820
QEWS	1,574,078	1,949,978	2,228,736	4,400,946	0	0	-5,000	7,200	-1,574,078	-1,949,978	-2,223,736	-4,408,146
AHCS	111,342	325,046	558,675	2,624,123	29,368	842,105	842,105	857,591	-140,710	-1,167,151	-1,400,780	-3,481,714
GISS	544,413	1,147,298	6,719,977	7,689,005	-815	-5,855	-13,855	-53,855	-543,598	-1,141,443	-6,706,122	-7,635,150
MPHC	1,525,655	3,848,542	130,598	-24,870,169	0	20,000	-11,058	13,138	-1,525,655	-3,868,542	-119,540	24,857,031
IGRD	329,611	-370,615	708,471	967,907	0	4,413	-255,587	-500,428	-329,611	366,202	-452,884	-467,479
QAMC	1,001,236	-10,989,284	-38,014,506	-73,661,066	0	-101,677	-476,250	-480,176	-1,001,236	11,090,961	38,490,756	74,141,242
QATI	240,371	328,002	-537,827	-392,726	0	-21,126	13,874	-20,477	-240,371	-306,876	523,953	413,203
DOHI	-13,001	31,299	49,035	-166,244	0	0	0	71,509	13,001	-31,299	-49,035	94,735
QGRI	0	7,000	123,674	143,290	0	-200	-104,395	-105,117	0	-6,800	-19,279	-38,173
AKHI	-44,230	-515,084	-229,034	-655,979	0	9,129	-14,871	-14,871	44,230	505,955	243,905	670,850
QISI	-10,241	53,923	18,510	36,396	0	2,000	2,000	2,000	10,241	-55,923	-20,510	-38,396
BEMA	0	-9,275	-5,920	6,996	0	0	0	0	0	9,275	5,920	-6,996
QLMI	8,200	7,796	338,864	488,615	0	0	0	0	-8,200	-7,796	-338,864	-488,615
UDCD	101,282	-1,566,009	-750,552	9,691,417	-79,204	1,837	-30,971	-602,291	-22,078	1,564,172	781,523	-9,089,126
BRES	308,109	-555,235	-4,120,040	-4,643,356	0	0	-24,670	-50,670	-308,109	555,235	4,144,710	4,694,026
ERES	-205,826	-1,239,041	322,020	-1,697,867	-363,823	20,000	101,760	115,360	569,649	1,219,041	-423,780	1,582,507
MRDS	-526,333	-2,777,854	-1,922,107	-1,017,201	0	161,321	-223,772	-420,905	526,333	2,616,533	2,145,879	1,438,106
ORDS	74,950	-1,381,595	-2,234,922	-2,945,085	90	520	29,920	22,440	-75,040	1,381,075	2,205,002	2,922,645
VFQS	5,553,309	8,351,899	7,085,164	6,553,584	14,169	18,693	-249,107	29,908	-5,567,478	-8,370,592	-6,836,057	-6,583,492
QNNS	4,014	-473,619	408,410	622,687	1,000	1,000	2,000	2,144	-5,014	472,619	-410,410	-624,831
GWCS	275,481	415,969	42,783	-882,802	0	0	0	0	-275,481	-415,969	-42,783	882,802
QGTS	829,633	-1,056,830	775,946	-837,499	-3,234	-3,868	-3,285	-105,365	-826,399	1,060,698	-772,661	942,864

### Trading values by nationality for the last session (Million QAR)

	Bought	Sold	Net traded value
Qatari	427.56	348.38	79.18
GCC	25.15	64.86	-39.70
Arab	37.22	35.77	1.46
Foreigners	97.39	138.33	-40.94
Total	587.33	587.33	0.00

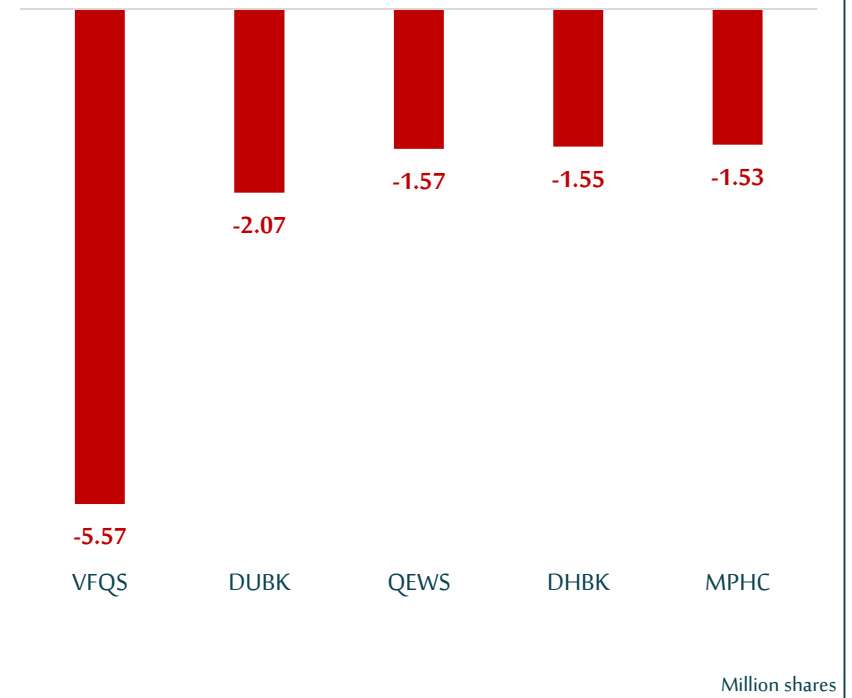
### Trading percentage by nationality for the last session

	Bought	Sold	Net traded
Qatari	72.80%	59.32%	13.48%
GCC	4.28%	11.04%	-6.76%
Arab	6.34%	6.09%	0.25%
Foreigners	16.58%	23.55%	-6.97%
Total	100.00%	100.00%	0.00%

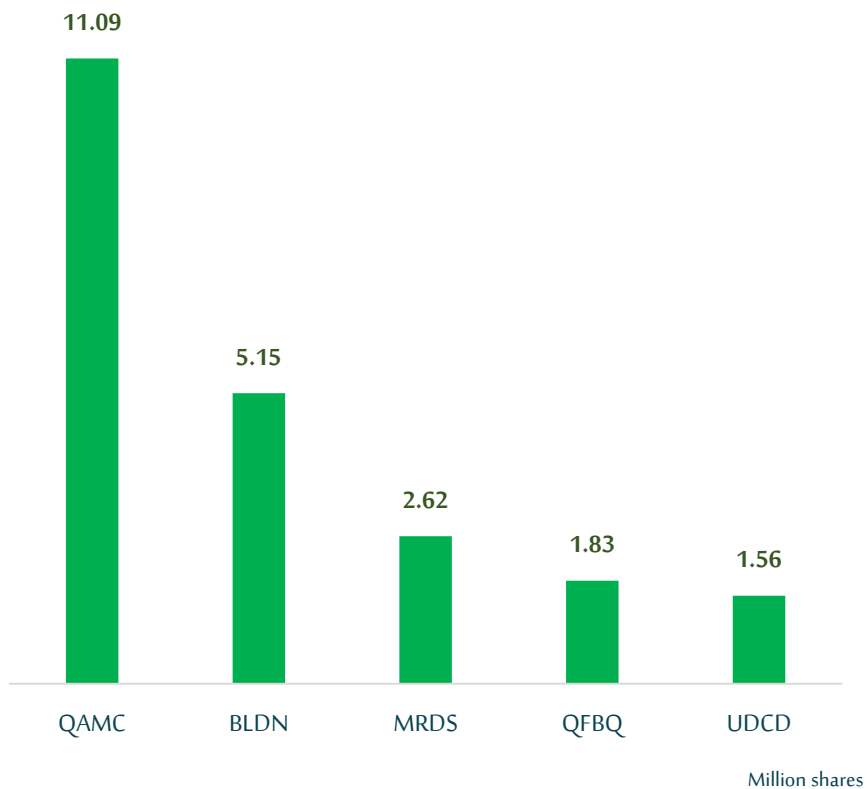
Top 5 Companies bought (net) by foreigners in the last session



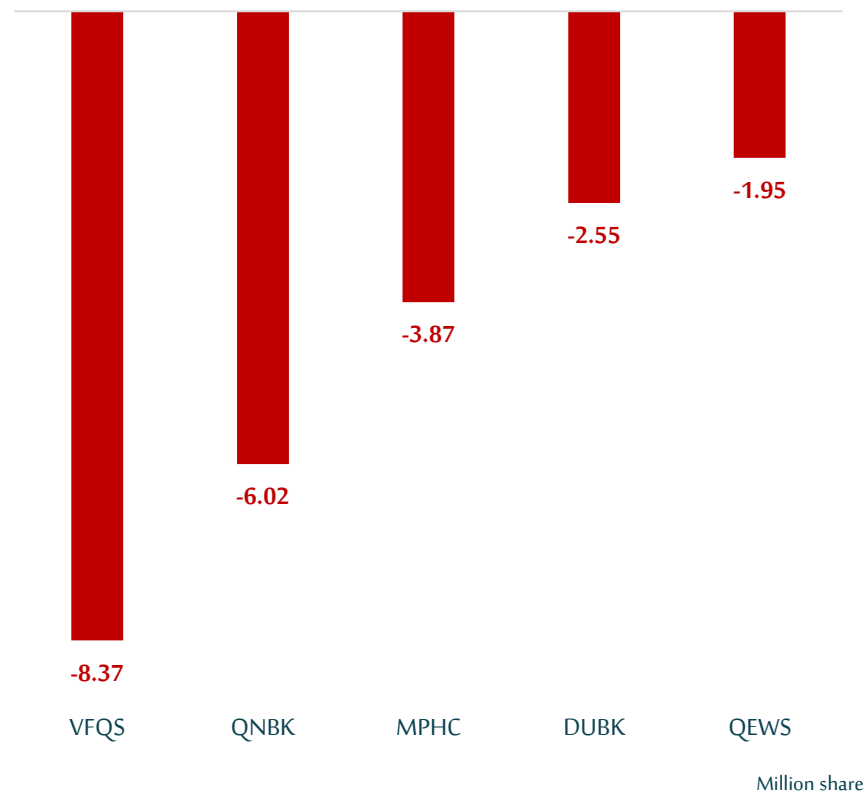
Top 5 companies sold (net) by foreigners in the last session



Top 5 companies bought (net) by foreigners over the last 5 sessions



Top 5 companies sold (net) by foreigners over the last 5 sessions



- The figures represent a change in the number of shares.
- Daily Change: The net change between April 24<sup>th</sup> and 23<sup>rd</sup> trading sessions
- Change for the last 5 sessions: The total daily net change for the last 5 sessions.
- Change for the last 10 sessions: The total daily net change for the last 10 sessions.
- Change for the last 20 sessions: The total daily net change for the last 20 sessions.

**DISCLAIMER:**

The information contained was obtained from various public sources believed to be reliable, but we do not guarantee its accuracy. Wasata Financial Securities makes no representations or warranties (express or implied) regarding the data and information provided and Wasata Financial Securities does not represent that the information content of this document is complete, or free from any error, not misleading, or fit for any particular purpose. This report document provides general information only. Neither the information nor any opinion expressed constitutes an offer or an invitation to make an offer, to buy or sell any securities or other investment products related to such securities or investments.

This report document contained is subject to change without prior notice. Wasata assumes no responsibility to update the information in this report document.





Prepared by Financial Advisory Department