



وساطة
WASATA

للأوراق المالية
FINANCIAL SECURITIES

Daily Report for Ownership Changes
April 25th 2024 Session

Company	Qatari				GCC				Foreigners			
	Daily Chg.	Last 5 Sessions chg.	Last 10 Sessions chg.	Last 20 Sessions chg.	Daily Chg.	Last 5 Sessions chg.	Last 10 Sessions chg.	Last 20 Sessions chg.	Daily Chg.	Last 5 Sessions chg.	Last 10 Sessions chg.	Last 20 Sessions chg.
QNBK	-64,727	4,089,117	7,906,556	15,996,112	0	55,582	55,875	94,369	64,727	-4,144,699	-7,962,431	-16,090,481
QIBK	52,031	532,155	862,601	2,974,081	-190	24,160	25,101	39,352	-51,841	-556,315	-887,702	-3,013,433
CBQK	253,321	-288,558	3,717,416	5,467,420	1,000	-146,431	157,784	1,154,652	-254,321	434,989	-3,875,200	-6,622,072
DHBK	1,484,648	3,624,279	1,873,925	-6,352,796	72,715	239,577	213,134	517,330	-1,557,363	-3,863,856	-2,087,059	5,835,466
ABQK	750	-22,894	-41,933	-45,720	0	0	0	0	-750	22,894	41,933	45,720
QIHK	145,251	-7,370	233,608	455,257	5	5	3,005	18,997	-145,256	7,365	-236,613	-474,254
MARK	536,696	1,548,172	-8,433,056	-4,849,743	33,988	202,175	-43,373	-168,952	-570,684	-1,750,347	8,476,429	5,018,695
DUBK	-813,530	2,065,079	3,162,741	3,733,408	1,199	7,456	-677	5,166	812,331	-2,072,535	-3,162,064	-3,738,574
QFBQ	597,440	-1,011,141	-1,142,733	-25,879	0	96,280	-51,138	44,412	-597,440	914,861	1,193,871	-18,533
NLCS	53,540	1,703,248	-521,835	-265,210	0	2,000	13,497	-146,747	-53,540	-1,705,248	508,338	411,957
DBIS	4,069	387,904	246,818	-96,765	0	300	300	300	-4,069	-388,204	-247,118	96,465
QOIS	-332,371	-684,445	-203,998	986,855	20,000	50,040	50,040	25,743	312,371	634,405	153,958	-1,012,598
IHGS	390,717	56,394	-282,228	-320,836	0	0	2,700	2,700	-390,717	-56,394	279,528	318,136
ZHCD	2,554	-18,977	-22,653	-30,994	0	0	0	0	-2,554	18,977	22,653	30,994
QGMD	209,180	507,721	-475,071	-67,845	0	6,672	-80,167	-690,106	-209,180	-514,393	555,238	757,951
SIIS	-681,518	-1,623,007	-4,111,332	-4,226,390	16,647	167,647	4,832	32,465	664,871	1,455,360	4,106,500	4,193,925
BLDN	-2,141,010	-7,102,694	-7,991,331	-9,523,726	8,755	-76,297	-126,244	-135,916	2,132,255	7,178,991	8,117,575	9,659,642
MCGS	79,096	307,839	-304,043	-205,804	1,250	7,422	8,656	79,544	-80,346	-315,261	295,387	126,260
QCFS	0	0	0	0	0	0	0	0	0	0	0	0
QFLS	109,067	346,811	1,323,139	1,229,607	0	1,077	924	4,242	-109,067	-347,888	-1,324,063	-1,233,849
WDAM	193,590	-93,348	796,354	1,514,808	0	0	-19,578	95,555	-193,590	93,348	-776,776	-1,610,363
MCCS	-40,012	-237,084	-158,138	161,069	0	0	-730	-730	40,012	237,084	158,868	-160,339
MERS	11,917	95,686	122,336	139,988	0	-747	-747	88	-11,917	-94,939	-121,589	-140,076
MEZA	-24,378	-202,279	-1,093,715	-3,124,779	0	0	-2,650	-32,082	24,378	202,279	1,096,365	3,156,861
QIMD	192,701	78,238	198,213	272,083	0	733	16,729	16,729	-192,701	-78,971	-214,942	-288,812

Company	Qatari				GCC				Foreigners			
	Daily Chg.	Last 5 Sessions chg.	Last 10 Sessions chg.	Last 20 Sessions chg.	Daily Chg.	Last 5 Sessions chg.	Last 10 Sessions chg.	Last 20 Sessions chg.	Daily Chg.	Last 5 Sessions chg.	Last 10 Sessions chg.	Last 20 Sessions chg.
QNCD	151,288	221,568	355,167	578,286	0	-31,823	-31,823	-38,983	-151,288	-189,745	-323,344	-539,303
IQCD	-272,467	-1,048,784	-2,222,651	-9,255,527	-400	-58,115	-57,376	-244,087	272,867	1,106,899	2,280,027	9,499,614
QIGD	190,469	-110,944	-515,657	-393,121	0	22,449	-45,151	28,449	-190,469	88,495	560,808	364,672
QEWS	411,061	2,160,989	2,601,674	4,800,075	0	0	-5,000	9,700	-411,061	-2,160,989	-2,596,674	-4,809,775
AHCS	185,203	349,850	756,611	2,640,239	0	842,105	842,105	857,591	-185,203	-1,191,955	-1,598,716	-3,497,830
GISS	674,491	2,430,269	6,969,698	8,811,285	-5,000	-10,855	-8,855	-58,855	-669,491	-2,419,414	-6,960,843	-8,752,430
MPHC	2,224,306	6,548,274	2,911,388	-18,686,684	0	15,000	-13,099	13,138	-2,224,306	-6,563,274	-2,898,289	18,673,546
IGRD	875,190	1,138,235	1,140,235	1,787,218	0	0	-245,587	-437,400	-875,190	-1,138,235	-894,648	-1,349,818
QAMC	2,586,193	695,734	-35,222,301	-71,619,287	-5,700	-289,690	-407,807	-491,987	-2,580,493	-406,044	35,630,108	72,111,274
QATI	14,751	375,372	-526,154	-389,584	0	-16,936	33,874	-20,477	-14,751	-358,436	492,280	410,061
DOHI	5,008	36,307	49,043	-144,449	0	0	0	71,509	-5,008	-36,307	-49,043	72,940
QGRI	50,000	50,000	173,674	193,290	-50,000	-49,200	-154,395	-155,117	0	-800	-19,279	-38,173
AKHI	79,410	-448,136	-179,617	-581,772	0	15,000	9,129	-14,871	-79,410	433,136	170,488	596,643
QISI	18,275	74,672	29,124	-17,097	2,000	4,000	4,000	4,000	-20,275	-78,672	-33,124	13,097
BEMA	500	-8,775	-12,008	7,496	0	0	0	0	-500	8,775	12,008	-7,496
QLMI	246,929	252,929	585,793	741,083	0	0	0	0	-246,929	-252,929	-585,793	-741,083
UDCD	-62,350	-1,109,268	-1,142,508	6,905,789	40,000	41,837	9,029	-562,291	22,350	1,067,431	1,133,479	-6,343,498
BRES	254,098	97,249	-3,642,215	-5,252,120	0	0	-24,670	-50,670	-254,098	-97,249	3,666,885	5,302,790
ERES	-57,646	-1,027,677	-20,274	-1,191,580	-2,300	17,700	119,460	93,060	59,946	1,009,977	-99,186	1,098,520
MRDS	-78,284	-2,697,341	-1,773,884	-1,607,556	-45,000	116,321	-268,772	-193,839	123,284	2,581,020	2,042,656	1,801,395
ORDS	452,253	-597,882	-1,715,641	-1,791,732	10	530	29,930	22,450	-452,263	597,352	1,685,711	1,769,282
VFQS	582,194	8,732,340	7,898,612	7,402,652	1,358	20,051	-247,749	31,266	-583,552	-8,752,391	-7,650,863	-7,433,918
QNNS	20,259	25,462	465,371	128,418	0	1,000	2,000	2,144	-20,259	-26,462	-467,371	-130,562
GWCS	-35,442	451,407	40,781	-663,347	0	0	0	0	35,442	-451,407	-40,781	663,347
QGTS	44,829	1,104,294	1,671,065	-369,267	10,000	6,132	6,715	-95,365	-54,829	-1,110,426	-1,677,780	464,632

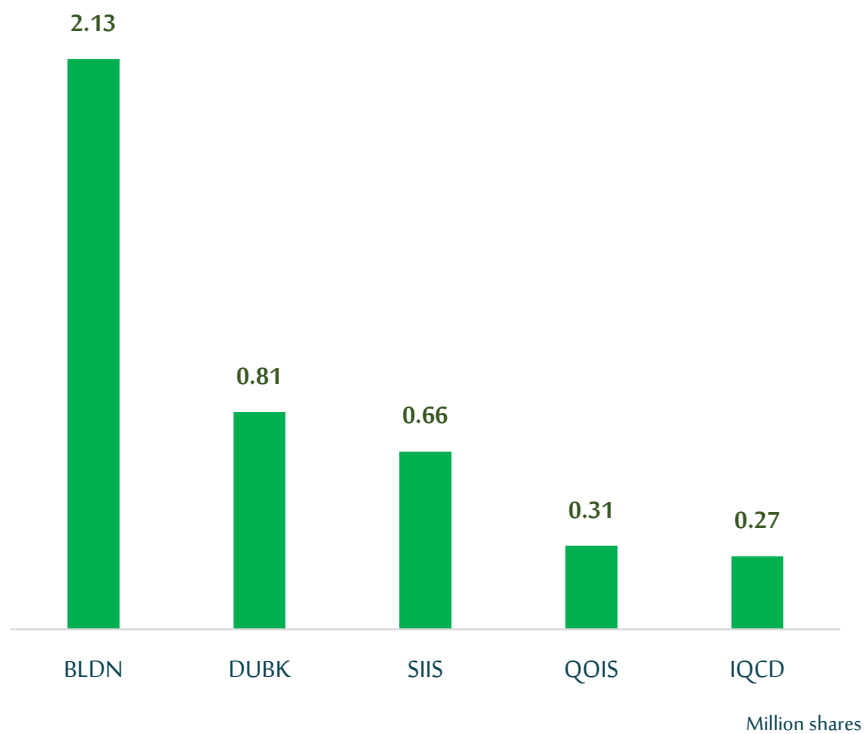
Trading values by nationality for the last week (Million QAR)

	Bought	Sold	Net traded value
Qatari	1,595.81	1,461.38	134.43
GCC	62.34	115.02	-52.68
Arab	168.93	163.47	5.46
Foreigners	453.81	541.02	-87.21
Total	2,280.89	2,280.89	0.00

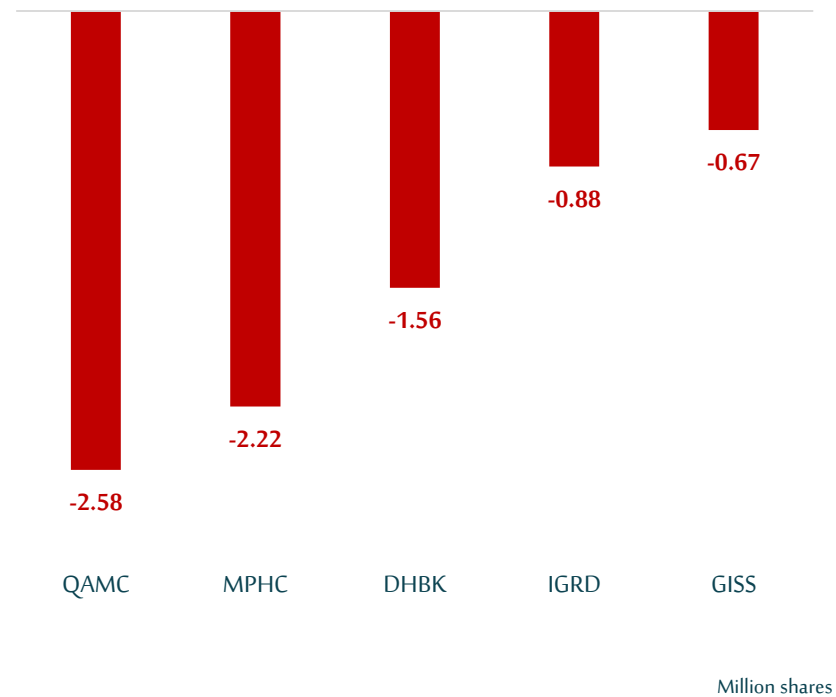
Trading percentage by nationality for the last week

	Bought	Sold	Net traded
Qatari	69.96%	64.07%	5.89%
GCC	2.73%	5.04%	-2.31%
Arab	7.41%	7.17%	0.24%
Foreigners	19.90%	23.72%	-3.82%
Total	100.00%	100.00%	0.00%

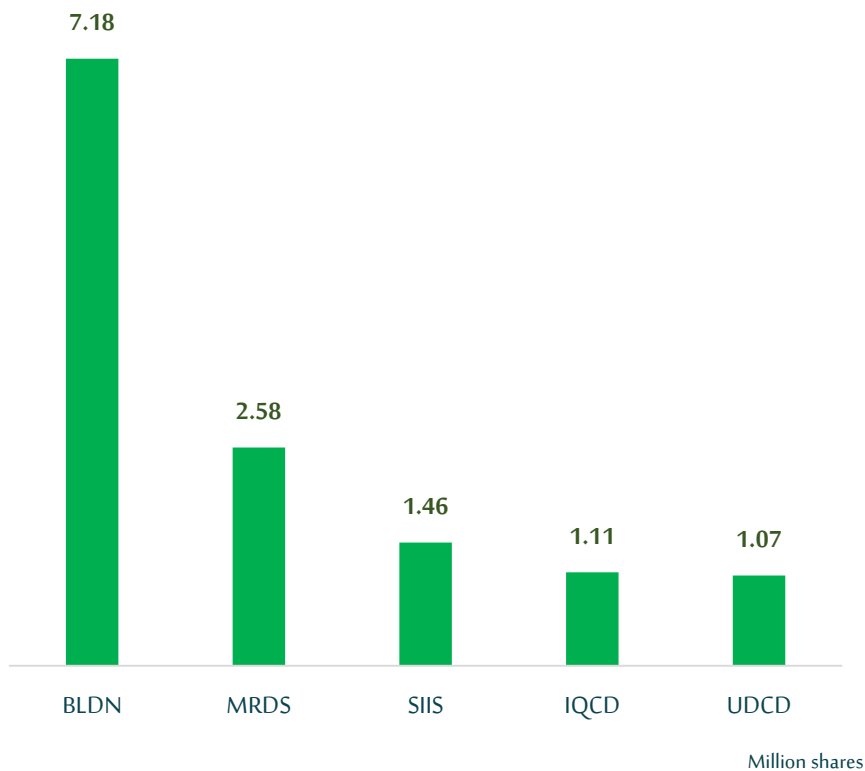
Top 5 Companies bought (net) by foreigners in the last session



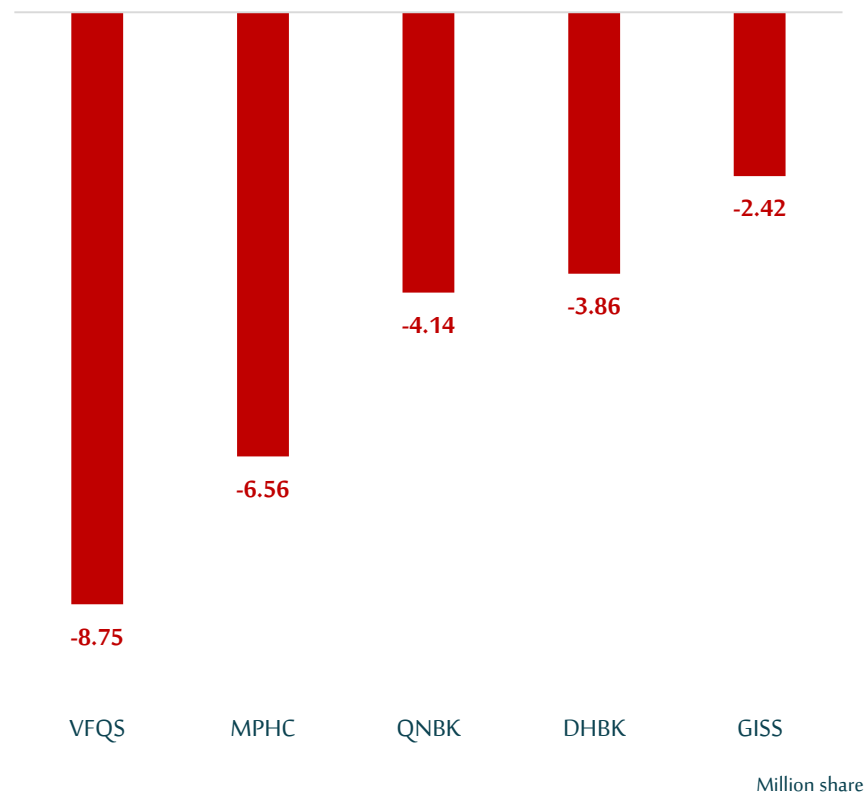
Top 5 companies sold (net) by foreigners in the last session



Top 5 companies bought (net) by foreigners over the last 5 sessions



Top 5 companies sold (net) by foreigners over the last 5 sessions



- The figures represent a change in the number of shares.
- Daily Change: The net change between April 25th and 24th trading sessions
- Change for the last 5 sessions: The total daily net change for the last 5 sessions.
- Change for the last 10 sessions: The total daily net change for the last 10 sessions.
- Change for the last 20 sessions: The total daily net change for the last 20 sessions.

DISCLAIMER:

The information contained was obtained from various public sources believed to be reliable, but we do not guarantee its accuracy. Wasata Financial Securities makes no representations or warranties (express or implied) regarding the data and information provided and Wasata Financial Securities does not represent that the information content of this document is complete, or free from any error, not misleading, or fit for any particular purpose. This report document provides general information only. Neither the information nor any opinion expressed constitutes an offer or an invitation to make an offer, to buy or sell any securities or other investment products related to such securities or investments.

This report document contained is subject to change without prior notice. Wasata assumes no responsibility to update the information in this report document.



Prepared by Financial Advisory Department