



وساطة

WASATA

للأوراق المالية

FINANCIAL SECURITIES

Daily Report for Ownership Changes

April 28th 2024 Session

Company	Qatari				GCC				Foreigners			
	Daily Chg.	Last 5 Sessions chg.	Last 10 Sessions chg.	Last 20 Sessions chg.	Daily Chg.	Last 5 Sessions chg.	Last 10 Sessions chg.	Last 20 Sessions chg.	Daily Chg.	Last 5 Sessions chg.	Last 10 Sessions chg.	Last 20 Sessions chg.
QNBK	-315,097	3,019,456	7,020,140	15,702,355	0	50,378	56,225	94,369	315,097	-3,069,834	-7,076,365	-15,796,724
QIBK	330,786	952,417	741,772	3,637,650	0	25,720	25,235	39,352	-330,786	-978,137	-767,007	-3,677,002
CBQK	1,018,597	-66,690	4,328,334	6,238,534	31,393	-95,401	291,091	994,482	-1,049,990	162,091	-4,619,425	-7,233,016
DHBK	373,693	3,771,038	1,979,088	-3,625,163	-97,968	339,000	319,000	409,362	-275,725	-4,110,038	-2,298,088	3,215,801
ABQK	22,742	30,940	-29,191	-22,978	0	0	0	0	-22,742	-30,940	29,191	22,978
QIHK	-500	38,868	170,068	107,387	0	5	-1,995	18,997	500	-38,873	-168,073	-126,384
MARK	-221,594	1,812,563	-8,584,680	-5,411,508	32,100	272,345	-285	-170,136	189,494	-2,084,908	8,584,965	5,581,644
DUBK	-70,483	1,976,350	4,413,595	3,428,770	0	7,456	-2,287	2,609	70,483	-1,983,806	-4,411,308	-3,431,379
QFBQ	622,130	-204,948	-342,673	230,706	0	16,280	-49,886	44,412	-622,130	188,668	392,559	-275,118
NLCS	-24,734	1,834,654	-1,111,559	-494,578	0	0	-4,426	-164,524	24,734	-1,834,654	1,115,985	659,102
DBIS	-107,160	-26,712	232,863	-113,523	0	300	300	300	107,160	26,412	-233,163	113,223
QOIS	78,760	-532,580	-302,726	1,065,615	100	50,140	50,140	25,843	-78,860	482,440	252,586	-1,091,458
IHGS	-22,976	63,994	-196,164	-322,130	0	0	2,700	2,700	22,976	-63,994	193,464	319,430
ZHCD	0	-18,781	-23,333	26,221	0	0	0	0	0	18,781	23,333	-26,221
QGMD	749,724	2,228,977	-460,908	882,646	50,000	71,520	66,833	-286,338	-799,724	-2,300,497	394,075	-596,308
SIIS	-858,524	-2,014,713	-5,275,666	-5,311,863	0	167,647	24,832	32,465	858,524	1,847,066	5,250,834	5,279,398
BLDN	361,249	-4,423,282	-7,964,823	-8,899,406	25,000	-44,918	-68,244	-110,916	-386,249	4,468,200	8,033,067	9,010,322
MCGS	106,128	459,107	-198,037	68,291	0	2,490	7,422	79,544	-106,128	-461,597	190,615	-147,835
QCFS	0	0	0	0	0	0	0	0	0	0	0	0
QFLS	22,852	392,872	1,311,137	1,292,767	0	1,077	1,077	4,242	-22,852	-393,949	-1,312,214	-1,297,009
WDAM	-390,355	-145,320	271,154	757,975	0	0	-19,578	95,555	390,355	145,320	-251,576	-853,530
MCCS	-2,018	-131,450	-262,762	236,649	0	0	-730	-730	2,018	131,450	263,492	-235,919
MERS	6,021	102,566	122,291	139,803	0	-747	-747	88	-6,021	-101,819	-121,544	-139,891
MEZA	-97,765	-124,361	-1,113,565	-3,164,258	0	0	-2,650	-6,450	97,765	124,361	1,116,215	3,170,708
QIMD	138	78,376	81,226	210,864	0	733	8,733	16,729	-138	-79,109	-89,959	-227,593

Company	Qatari				GCC				Foreigners			
	Daily Chg.	Last 5 Sessions chg.	Last 10 Sessions chg.	Last 20 Sessions chg.	Daily Chg.	Last 5 Sessions chg.	Last 10 Sessions chg.	Last 20 Sessions chg.	Daily Chg.	Last 5 Sessions chg.	Last 10 Sessions chg.	Last 20 Sessions chg.
QNCD	-6,183	211,248	302,920	621,358	0	7,177	-31,823	-38,983	6,183	-218,425	-271,097	-582,375
IQCD	-282,371	-1,459,340	-2,842,264	-8,766,380	0	-58,872	-57,216	-216,287	282,371	1,518,212	2,899,480	8,982,667
QIGD	47,434	91,487	-556,523	-344,874	0	1,449	-21,551	28,449	-47,434	-92,936	578,074	316,425
QEWS	17,769	2,164,949	2,542,139	4,817,477	0	0	-5,000	9,700	-17,769	-2,164,949	-2,537,139	-4,827,177
AHCS	32,070	524,402	669,710	2,683,152	0	842,105	842,105	802,105	-32,070	-1,366,507	-1,511,815	-3,485,257
GISS	-57,257	2,369,406	5,706,042	8,307,765	-114,904	-124,719	-123,759	-177,393	172,161	-2,244,687	-5,582,283	-8,130,372
MPHC	289,244	7,165,040	2,422,461	-16,392,195	0	0	-13,099	13,138	-289,244	-7,165,040	-2,409,362	16,379,057
IGRD	-1,605,487	178,034	-234,780	269,720	-15,900	-15,900	-261,487	-453,300	1,621,387	-162,134	496,267	183,580
QAMC	-1,399,159	2,313,226	-35,716,559	-74,392,276	0	-73,379	-388,433	-491,987	1,399,159	-2,239,847	36,104,992	74,884,263
QATI	4,729	298,232	-363,911	-436,640	0	-22,950	41,652	-5,677	-4,729	-275,282	322,259	442,317
DOHI	-15,405	-19,623	39,054	-102,439	0	0	0	71,509	15,405	19,623	-39,054	30,930
QGRI	16,100	66,100	189,774	209,390	-15,500	-64,700	-170,395	-170,617	-600	-1,400	-19,379	-38,773
AKHI	40,938	-361,214	-256,697	-469,863	0	15,000	9,129	-14,871	-40,938	346,214	247,568	484,734
QISI	282	84,153	39,654	-8,237	0	4,000	4,000	4,000	-282	-88,153	-43,654	4,237
BEMA	3,906	-4,869	-6,719	11,402	0	0	0	0	-3,906	4,869	6,719	-11,402
QLMI	49,175	302,746	635,379	761,994	0	0	0	0	-49,175	-302,746	-635,379	-761,994
UDCD	-1,139,905	-2,513,314	-3,254,515	4,510,193	0	74,747	20,837	-562,291	1,139,905	2,438,567	3,233,678	-3,947,902
BRES	-353,208	-30,853	-2,430,386	-5,992,126	0	0	-17,670	-50,670	353,208	30,853	2,448,056	6,042,796
ERES	260,161	-75,118	-549,022	194,765	-88,254	-112,604	31,206	4,806	-171,907	187,722	517,816	-199,571
MRDS	-370,079	-2,698,310	-2,129,989	-157,506	0	116,321	-268,772	-193,839	370,079	2,581,989	2,398,761	351,345
ORDS	-233,629	-869,296	-1,514,061	-2,371,349	0	530	3,530	22,450	233,629	868,766	1,510,531	2,348,899
VFQS	-52,764	8,301,652	8,641,227	8,443,105	0	18,719	-247,749	-68,734	52,764	-8,320,371	-8,393,478	-8,374,371
QNNS	-139,494	-84,181	389,444	-29,164	0	1,000	2,000	2,144	139,494	83,181	-391,444	27,020
GWCS	718,362	1,170,816	746,086	264,950	0	0	0	0	-718,362	-1,170,816	-746,086	-264,950
QGTS	-387,781	1,110,218	1,343,417	-678,827	0	6,132	8,456	-95,365	387,781	-1,116,350	-1,351,873	774,192

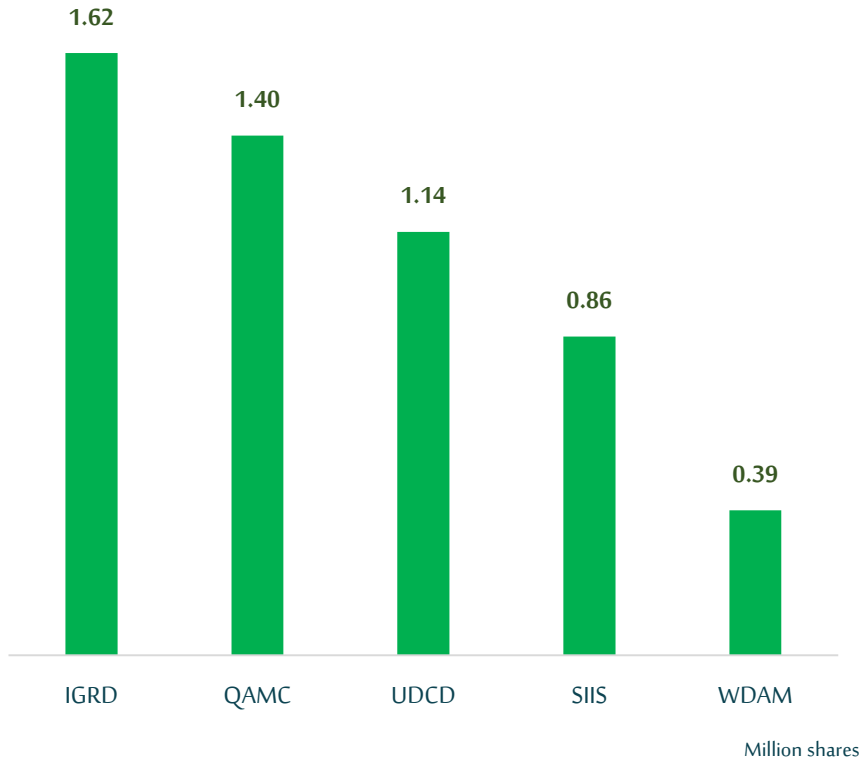
Trading values by nationality for the cession(Million QAR)

	Bought	Sold	Net traded value
Qatari	146.09	151.58	-5.48
GCC	14.26	26.90	-12.63
Arab	29.63	33.82	-4.19
Foreigners	35.15	12.84	22.31
Total	225.13	225.13	0.00

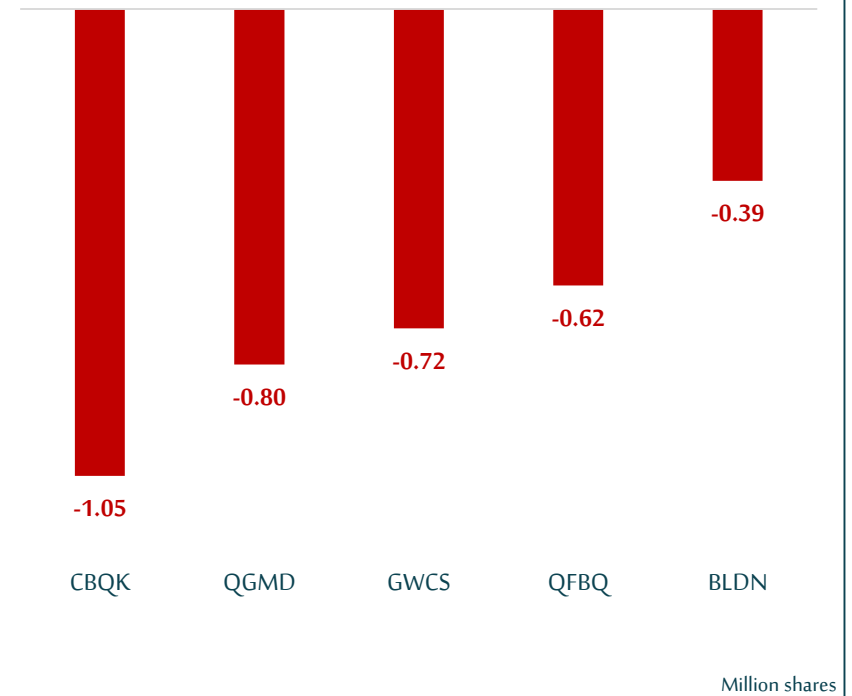
Trading percentage by nationality for the cession

	Bought	Sold	Net traded
Qatari	64.89%	67.33%	-2.44%
GCC	6.34%	11.95%	-5.61%
Arab	13.16%	15.02%	-1.86%
Foreigners	15.61%	5.70%	9.91%
Total	100.00%	100.00%	0.00%

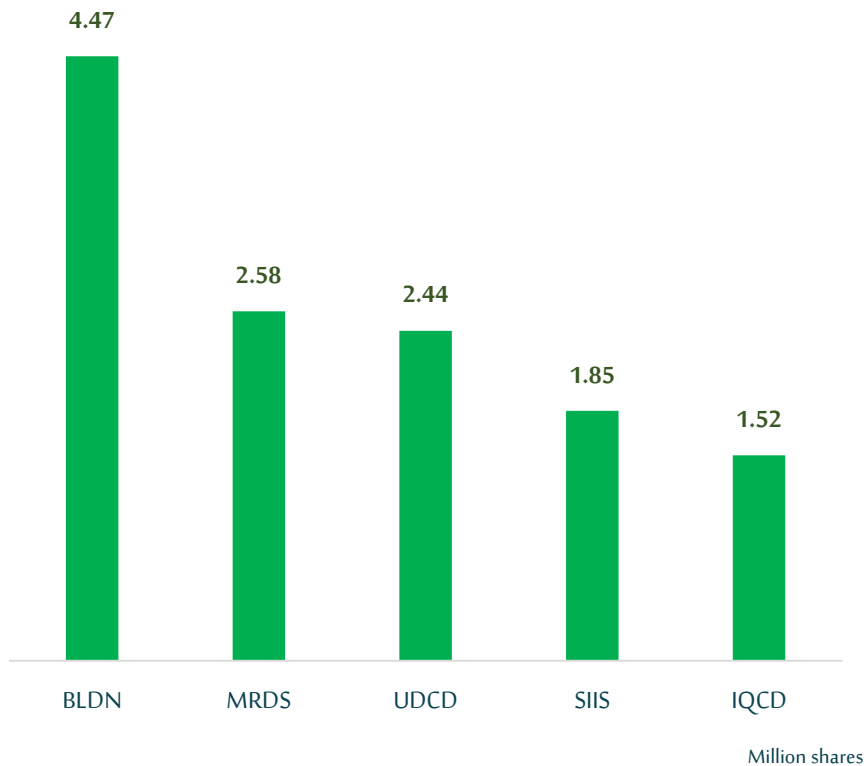
Top 5 Companies bought (net) by foreigners in the last session



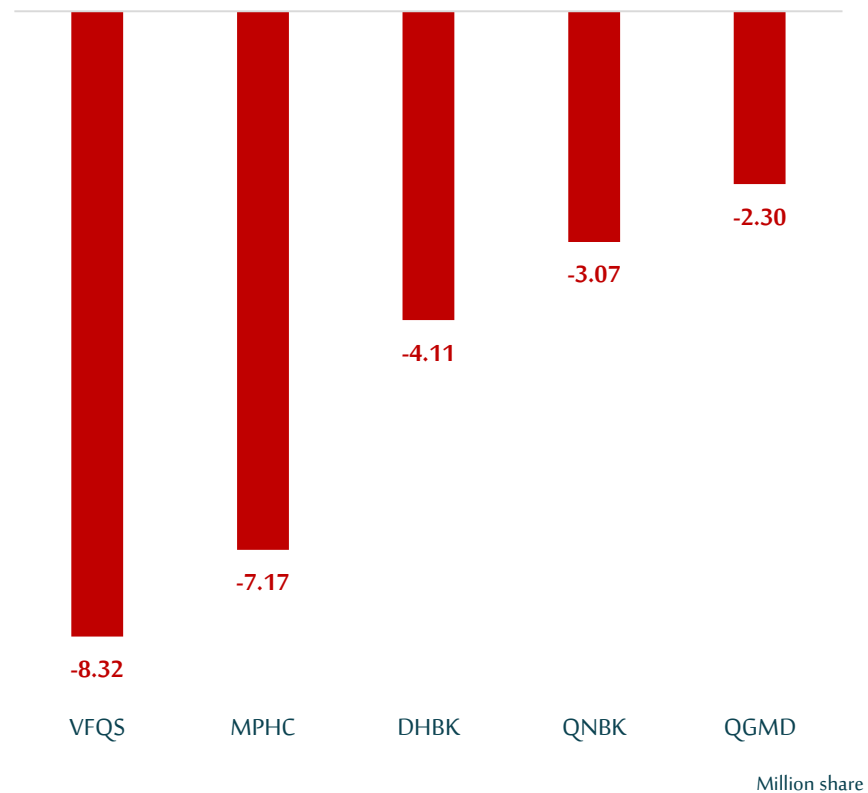
Top 5 companies sold (net) by foreigners in the last session



Top 5 companies bought (net) by foreigners over the last 5 sessions



Top 5 companies sold (net) by foreigners over the last 5 sessions



- The figures represent a change in the number of shares.
- Daily Change: The net change between April 28th and 25th trading sessions
- Change for the last 5 sessions: The total daily net change for the last 5 sessions.
- Change for the last 10 sessions: The total daily net change for the last 10 sessions.
- Change for the last 20 sessions: The total daily net change for the last 20 sessions.

DISCLAIMER:

The information contained was obtained from various public sources believed to be reliable, but we do not guarantee its accuracy. Wasata Financial Securities makes no representations or warranties (express or implied) regarding the data and information provided and Wasata Financial Securities does not represent that the information content of this document is complete, or free from any error, not misleading, or fit for any particular purpose. This report document provides general information only. Neither the information nor any opinion expressed constitutes an offer or an invitation to make an offer, to buy or sell any securities or other investment products related to such securities or investments.

This report document contained is subject to change without prior notice. Wasata assumes no responsibility to update the information in this report document.



Prepared by Financial Advisory Department