



وساطة
WASATA

للأوراق المالية
FINANCIAL SECURITIES

Daily Report for Ownership Changes April 29th 2024 Session

Company	Qatari				GCC				Foreigners			
	Daily Chg.	Last 5 Sessions chg.	Last 10 Sessions chg.	Last 20 Sessions chg.	Daily Chg.	Last 5 Sessions chg.	Last 10 Sessions chg.	Last 20 Sessions chg.	Daily Chg.	Last 5 Sessions chg.	Last 10 Sessions chg.	Last 20 Sessions chg.
QNBK	103,718	1,664,486	6,341,634	14,814,988	900	51,078	57,125	75,269	-104,618	-1,715,564	-6,398,759	-14,890,257
QIBK	70,854	1,017,782	938,428	4,210,796	-444	-299	23,361	38,857	-70,410	-1,017,483	-961,789	-4,249,653
CBQK	-102,147	469,039	4,406,889	6,468,587	53,000	-25,692	426,688	967,038	49,147	-443,347	-4,833,577	-7,435,625
DHBK	824,193	4,562,395	3,938,346	-2,438,429	108,619	342,619	231,698	517,981	-932,812	-4,905,014	-4,170,044	1,920,448
ABQK	0	30,940	-26,321	-25,478	0	0	0	0	0	-30,940	26,321	25,478
QIHK	144,869	151,048	140,261	21,981	-2,000	-1,995	-3,495	19,562	-142,869	-149,053	-136,766	-41,543
MARK	-967,082	-70,309	-6,259,297	-6,894,822	121,295	137,598	194,010	-55,181	845,787	-67,289	6,065,287	6,950,003
DUBK	-191,208	1,022,239	688,079	2,778,584	-6,257	-5,225	-3,401	-6,934	197,465	-1,017,014	-684,678	-2,771,650
QFBQ	124,001	244,852	-1,020,867	79,251	-221,923	-205,643	-227,216	-273,061	97,922	-39,209	1,248,083	193,810
NLCS	-672,776	353,424	-824,124	-893,549	53,399	53,399	48,973	-111,125	619,377	-406,823	775,151	1,004,674
DBIS	-156,245	-337,134	212,982	-175,724	0	300	300	300	156,245	336,834	-213,282	175,424
QOIS	-18,481	-536,758	-302,307	1,047,134	0	10,140	50,140	25,843	18,481	526,618	252,167	-1,072,977
IHGS	62,232	58,258	-136,117	-264,749	0	0	2,700	2,700	-62,232	-58,258	133,417	262,049
ZHCD	-1,647	-7,157	-26,628	23,004	0	0	0	0	1,647	7,157	26,628	-23,004
QGMD	-615,353	1,869,783	177,548	-126,859	-35,024	36,496	-47,060	-144,784	650,377	-1,906,279	-130,488	271,643
SIIS	-1,245,822	-2,618,363	-4,407,568	-6,612,734	-166,989	658	-142,157	-90,524	1,412,811	2,617,705	4,549,725	6,703,258
BLDN	-1,570,591	-4,666,894	-9,513,368	-10,170,912	-21,455	-70,909	-89,699	-132,371	1,592,046	4,737,803	9,603,067	10,303,283
MCGS	-42,122	200,384	-53,188	6,181	0	2,490	7,422	79,544	42,122	-202,874	45,766	-85,725
QCFS	0	0	0	0	0	0	0	0	0	0	0	0
QFLS	55,585	395,635	1,093,316	1,130,394	653	1,653	1,730	3,645	-56,238	-397,288	-1,095,046	-1,134,039
WDAM	85,416	-126,998	433,554	799,765	0	0	-20,133	95,555	-85,416	126,998	-413,421	-895,320
MCCS	-219,998	-322,449	-418,107	-4,566	0	0	-730	-730	219,998	322,449	418,837	5,296
MERS	-24,543	16,088	109,555	112,897	0	-747	-747	88	24,543	-15,341	-108,808	-112,985
MEZA	132,907	-47,826	-653,691	-2,464,638	10,937	10,937	8,287	4,487	-143,844	36,889	645,404	2,460,151
QIMD	162,705	231,081	229,931	370,919	0	733	8,733	16,729	-162,705	-231,814	-238,664	-387,648

Company	Qatari				GCC				Foreigners			
	Daily Chg.	Last 5 Sessions chg.	Last 10 Sessions chg.	Last 20 Sessions chg.	Daily Chg.	Last 5 Sessions chg.	Last 10 Sessions chg.	Last 20 Sessions chg.	Daily Chg.	Last 5 Sessions chg.	Last 10 Sessions chg.	Last 20 Sessions chg.
QNCD	20,789	183,762	325,279	568,859	0	7,177	-31,823	-39,006	-20,789	-190,939	-293,456	-529,853
IQCD	-378,182	-891,850	-2,282,995	-8,218,722	0	-58,872	-57,216	-243,479	378,182	950,722	2,340,211	8,462,201
QIGD	18,900	373,648	-329,544	-341,648	0	1,449	-21,551	28,449	-18,900	-375,097	351,095	313,199
QEWS	26,174	2,090,293	2,487,088	3,510,076	0	0	0	9,700	-26,174	-2,090,293	-2,487,088	-3,519,776
AHCS	330,555	680,245	992,748	2,749,746	0	529,368	842,105	802,105	-330,555	-1,209,613	-1,834,853	-3,551,851
GISS	106,117	2,749,733	3,136,497	7,386,957	5,000	-124,939	-120,759	-201,593	-111,117	-2,624,794	-3,015,738	-7,185,364
MPHC	-444,026	5,594,381	4,873,095	-11,248,069	-15,000	-15,000	-29,861	-1,862	459,026	-5,579,381	-4,843,234	11,249,931
IGRD	-1,939,005	-2,064,059	-1,717,130	-1,585,215	0	-15,900	-261,487	-451,600	1,939,005	2,079,959	1,978,617	2,036,815
QAMC	7,159,395	10,151,193	-4,252,664	-64,536,477	66,540	60,840	-116,893	-421,447	-7,225,935	-10,212,033	4,369,557	64,957,924
QATI	102,097	397,081	166,968	-274,240	-5,111	-5,111	11,263	9,212	-96,986	-391,970	-178,231	265,028
DOHI	184,551	146,673	223,471	247,251	0	0	0	0	-184,551	-146,673	-223,471	-247,251
QGRI	45,610	111,710	201,435	254,300	-34,114	-98,814	-203,509	-203,731	-11,496	-12,896	2,074	-50,569
AKHI	-151,237	-115,419	-286,186	-536,950	0	0	9,129	-14,871	151,237	115,419	277,057	551,821
QISI	-31,828	-12,574	37,076	-29,247	-2,000	2,000	2,000	2,000	33,828	10,574	-39,076	27,247
BEMA	-7,046	-2,640	-13,765	24,634	0	0	0	0	7,046	2,640	13,765	-24,634
QLMI	184,778	486,114	665,670	966,772	0	0	0	0	-184,778	-486,114	-665,670	-966,772
UDCD	1,282,645	-987,540	-976,684	3,941,036	0	70,000	20,837	45,597	-1,282,645	917,540	955,847	-3,986,633
BRES	-169,069	15,128	-1,905,555	-6,306,571	0	0	0	-50,670	169,069	-15,128	1,905,555	6,357,241
ERES	-1,448,160	-865,037	-2,848,699	574,706	0	-80,604	72,706	4,806	1,448,160	945,641	2,775,993	-579,512
MRDS	2,390,940	2,009,838	-1,193,718	2,613,496	0	-380,864	-268,772	-178,963	-2,390,940	-1,628,974	1,462,490	-2,434,533
ORDS	499,467	507,582	-709,890	-1,448,882	50	150	580	22,500	-499,517	-507,732	709,310	1,426,382
VFQS	-988,553	6,147,607	8,209,826	5,835,328	0	15,527	-247,749	-68,734	988,553	-6,163,134	-7,962,077	-5,766,594
QNNS	-193,813	-325,086	-795,327	-122,754	0	1,000	2,000	2,144	193,813	324,086	793,327	120,610
GWCS	23,638	1,067,561	985,321	277,565	0	0	0	0	-23,638	-1,067,561	-985,321	-277,565
QGTS	-773,193	5,781	-2,097,668	-1,325,181	6,118	12,250	14,574	-89,247	767,075	-18,031	2,083,094	1,414,428

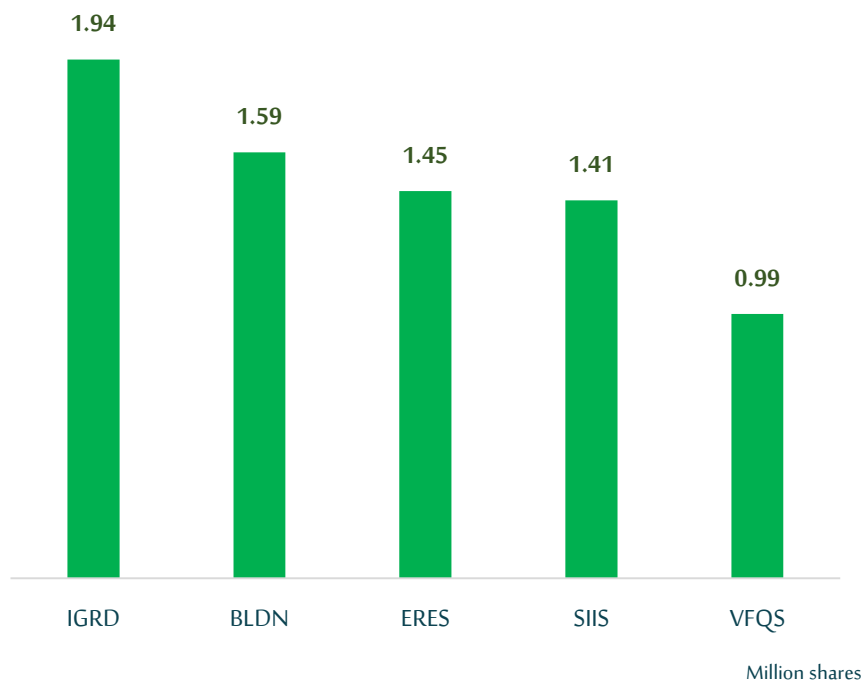
Trading values by nationality for the cession(Million QAR)

	Bought	Sold	Net traded value
Qatari	244.90	244.58	0.31
GCC	16.47	31.20	-14.73
Arab	46.61	44.51	2.10
Foreigners	107.70	95.38	12.32
Total	415.67	415.67	0.00

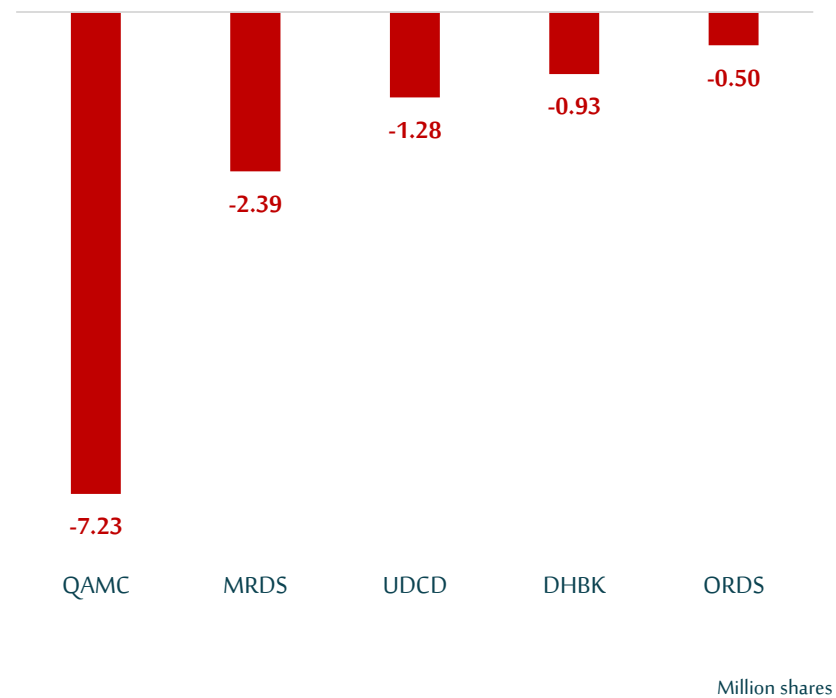
Trading percentage by nationality for the cession

	Bought	Sold	Net traded
Qatari	58.92%	58.84%	0.08%
GCC	3.96%	7.51%	-3.55%
Arab	11.21%	10.71%	0.50%
Foreigners	25.91%	22.95%	2.96%
Total	100.00%	100.00%	0.00%

Top 5 Companies bought (net) by foreigners in the last cession



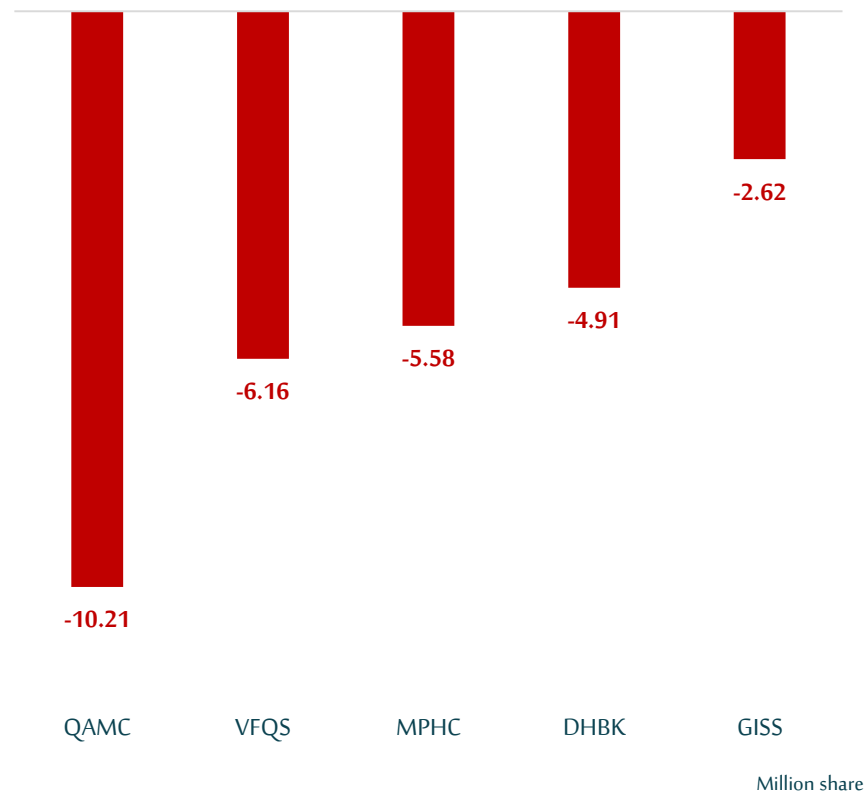
Top 5 companies sold (net) by foreigners in the last cession



Top 5 companies bought (net) by foreigners over the last 5 sessions



Top 5 companies sold (net) by foreigners over the last 5 sessions



- The figures represent a change in the number of shares.
- Daily Change: The net change between April 29th and 28th trading sessions
- Change for the last 5 sessions: The total daily net change for the last 5 sessions.
- Change for the last 10 sessions: The total daily net change for the last 10 sessions.
- Change for the last 20 sessions: The total daily net change for the last 20 sessions.

DISCLAIMER:

The information contained was obtained from various public sources believed to be reliable, but we do not guarantee its accuracy. Wasata Financial Securities makes no representations or warranties (express or implied) regarding the data and information provided and Wasata Financial Securities does not represent that the information content of this document is complete, or free from any error, not misleading, or fit for any particular purpose. This report document provides general information only. Neither the information nor any opinion expressed constitutes an offer or an invitation to make an offer, to buy or sell any securities or other investment products related to such securities or investments.

This report document contained is subject to change without prior notice. Wasata assumes no responsibility to update the information in this report document.



Prepared by Financial Advisory Department

وساطة
WASATA
للأوراق المالية
FINANCIAL SECURITIES

+974 4449 8883