



وساطة
WASATA

للأوراق المالية
FINANCIAL SECURITIES

Daily Report for Ownership Changes
31st of March 2024 Session

Company	Qatari				GCC				Foreigners			
	Daily Chg.	Last 5 Sessions chg.	Last 10 Sessions chg.	Last 20 Sessions chg.	Daily Chg.	Last 5 Sessions chg.	Last 10 Sessions chg.	Last 20 Sessions chg.	Daily Chg.	Last 5 Sessions chg.	Last 10 Sessions chg.	Last 20 Sessions chg.
QNBK	394,799	4,197,612	4,006,728	5,104,102	-300	113,833	113,393	262,348	-394,499	-4,311,445	-4,120,121	-5,366,450
QIBK	136,592	-794,817	-1,638,144	-669,053	10	2,061	219,092	293,368	-136,602	792,756	1,419,052	375,685
CBQK	116,138	703,533	24,206	-446,267	165,000	581,808	787,433	901,445	-281,138	-1,285,341	-811,639	-455,178
DHBK	644,138	-5,251,695	-10,568,846	-20,821,746	666	20,686	109,595	1,272,292	-644,804	5,231,009	10,459,251	19,549,454
ABQK	1	9,093	-120,293	-132,445	0	0	116,661	116,661	-1	-9,093	3,632	15,784
QIHK	-9,351	243,759	224,797	790,082	9,431	9,397	83,637	81,197	-80	-253,156	-308,434	-871,279
MARK	263,731	2,265,380	1,259,356	3,541,681	4,944	32,471	117,342	234,527	-268,675	-2,297,851	-1,376,698	-3,776,208
DUBK	1,320	-538,262	152,029	-3,281,398	0	5,843	2,613	64,105	-1,320	532,419	-154,642	3,217,293
QFBQ	-390,700	19,848	-180,758	-3,838,429	0	95,550	95,550	95,550	390,700	-115,398	85,208	3,742,879
NLCS	-2,695,941	-3,318,904	-4,286,079	-1,234,166	215,500	220,808	238,366	54,915	2,480,441	3,098,096	4,047,713	1,179,251
DBIS	-51,481	80,090	-246,731	-645,710	0	-50,000	503	-55,725	51,481	-30,090	246,228	701,435
QOIS	176,439	176,439	391,870	-326,694	0	0	-24,404	-31,043	-176,439	-176,439	-367,466	357,737
IHGS	-64,664	-224,923	-204,604	-426,783	0	0	0	0	64,664	224,923	204,604	426,783
ZHCD	11,223	-21,289	-51,311	-69,106	0	0	0	0	-11,223	21,289	51,311	69,106
QGMD	-312,425	419,153	-446,200	-1,394,863	385	-586,280	-637,839	-571,779	312,040	167,127	1,084,039	1,966,642
SIIS	115,178	816,360	501,502	2,605,857	-111,182	-145,182	-145,182	116,036	-3,996	-671,178	-356,320	-2,721,893
BLDN	652,715	1,370,042	5,157,352	-496,628	23,328	23,328	74,623	86,858	-676,043	-1,393,370	-5,231,975	409,770
MCGS	34,332	131,595	107,878	-1,496,397	590	3,210	46,063	47,063	-34,922	-134,805	-153,941	1,449,334
QCFS	0	0	0	473	0	0	0	0	0	0	0	-473
QFLS	-14,693	178,170	892,984	627,437	10	1,260	17,165	-168,879	14,683	-179,430	-910,149	-458,558
WDAM	143,898	610,490	254,622	-1,733,485	0	-30,000	-51,809	76,235	-143,898	-580,490	-202,813	1,657,250
MCCS	-53,464	-45,742	-284,213	-40,654	0	0	-7,448	-20,415	53,464	45,742	291,661	61,069
MERS	9,353	11,539	21,237	192,865	0	835	1,930	5,508	-9,353	-12,374	-23,167	-198,373
MEZA	-108,260	-1,072,094	-3,728,094	-8,486,064	0	-28,632	1,807	-6,485	108,260	1,100,726	3,726,287	8,492,549
QIMD	69,341	29,025	51,016	-160,023	0	0	9,914	-113,086	-69,341	-29,025	-60,930	273,109

Company	Qatari				GCC				Foreigners			
	Daily Chg.	Last 5 Sessions chg.	Last 10 Sessions chg.	Last 20 Sessions chg.	Daily Chg.	Last 5 Sessions chg.	Last 10 Sessions chg.	Last 20 Sessions chg.	Daily Chg.	Last 5 Sessions chg.	Last 10 Sessions chg.	Last 20 Sessions chg.
QNCD	35,161	-14,630	403,901	72,363	0	-9,761	-62,149	-62,489	-35,161	24,391	-341,752	-9,874
IQCD	345,005	-1,840,389	-1,825,512	1,941,066	0	392	-3,878	2,751	-345,005	1,839,997	1,829,390	-1,943,817
QIGD	115,000	483,097	-225,032	-66,188	0	-20,000	-37,427	-135,427	-115,000	-463,097	262,459	201,615
QEWS	-2,891	1,375,930	1,653,274	864,254	0	-2,500	7,044	58,284	2,891	-1,373,430	-1,660,318	-922,538
AHCS	976,829	1,272,306	1,088,040	919,506	0	55,486	75,486	19,247	-976,829	-1,327,792	-1,163,526	-938,753
GISS	-953,883	711,590	624,412	3,903,118	0	3,634	-5,407	-48,407	953,883	-715,224	-619,005	-3,854,711
MPHC	241,282	-13,732,676	-27,524,325	-60,095,955	0	0	38,691	-413,491	-241,282	13,732,676	27,485,634	60,509,446
IGRD	254,314	121,268	-5,065	-757,421	-10,000	-74,728	-20,728	154,644	-244,314	-46,540	25,793	602,777
QAMC	-2,444,881	-7,157,782	-6,883,239	-6,889,309	-19,534	42,177	-36,721	12,268	2,464,415	7,115,605	6,919,960	6,877,041
QATI	-12,004	82,133	-311,164	-585,197	12,004	-22,796	12,004	-479,827	0	-59,337	299,160	1,065,024
DOHI	18,594	-202,672	89,149	82,571	0	71,509	254,151	284,996	-18,594	131,163	-343,300	-367,567
QGRI	1,126	2,826	149,419	316,241	2,000	278	-115,322	-105,654	-3,126	-3,104	-34,097	-210,587
AKHI	91,095	-326,043	116,274	-645,689	0	0	-70,966	-33,942	-91,095	326,043	-45,308	679,631
QISI	-8,339	72,305	-66,766	-320,016	0	0	10,064	50,064	8,339	-72,305	56,702	269,952
BEMA	-1,424	-6,193	41,619	-179	0	0	0	0	1,424	6,193	-41,619	179
QLMI	-33,999	-52,774	-234,796	-84,427	0	0	0	-9,401	33,999	52,774	234,796	93,828
UDCD	589,768	7,425,467	6,481,912	-5,433,402	35,000	-571,320	-571,320	-559,450	-624,768	-6,854,147	-5,910,592	5,992,852
BRES	365,630	438,082	-461,514	-4,897,332	-25,000	-25,000	3,094	-103,268	-340,630	-413,082	458,420	5,000,600
ERES	-73,221	-2,847,995	-3,823,283	1,972,613	0	20,000	46,463	963	73,221	2,827,995	3,776,820	-1,973,576
MRDS	-155,457	-2,033,476	-8,152,470	-3,929,452	-29,242	-250,258	-159,818	-5,696	184,699	2,283,734	8,312,288	3,935,148
ORDS	118,027	-543,141	-2,070,393	-5,360,489	0	0	-579	21	-118,027	543,141	2,070,972	5,360,468
VFQS	-33,484	-557,116	1,611,874	-241,050	0	100,000	101,625	71,625	33,484	457,116	-1,713,499	169,425
QNNS	21,408	439,882	1,735,288	736,822	0	0	34,343	22,387	-21,408	-439,882	-1,769,631	-759,209
GWCS	-62,280	-576,877	-1,401,758	-972,490	0	0	631	631	62,280	576,877	1,401,127	971,859
QGTS	-732,879	-599,965	-2,232,160	-947,479	-125,000	-125,000	-82,399	-547,098	857,879	724,965	2,314,559	1,494,577

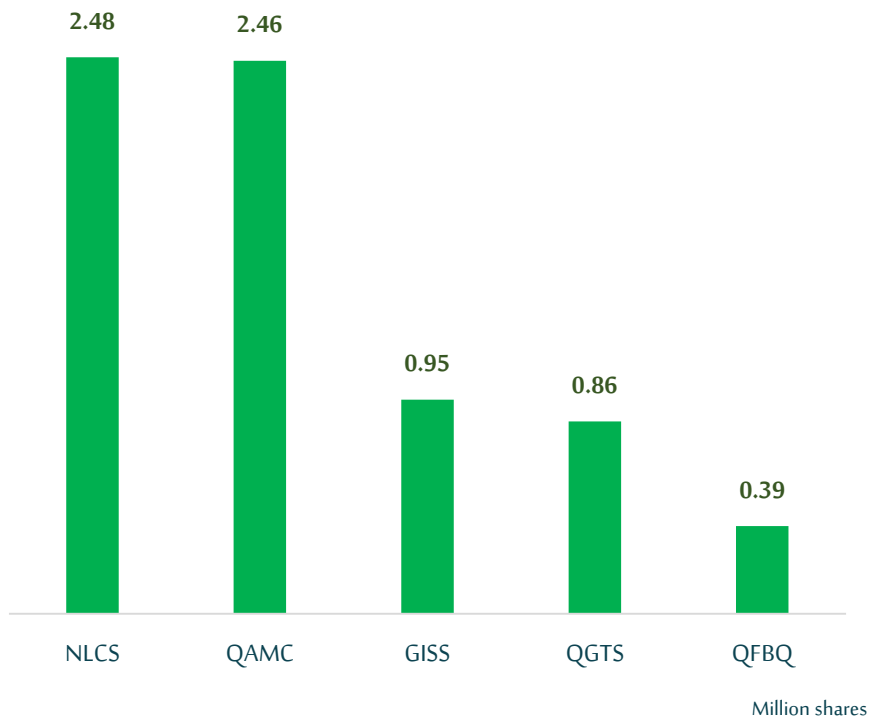
Trading values by nationality for the last session (Million QAR)

	Bought	Sold	Net traded value
Qatari	249.91	241.13	8.78
GCC	10.76	8.96	1.80
Arab	29.59	32.09	-2.50
Foreigners	10.48	18.57	-8.09
Total	300.75	300.75	0.00

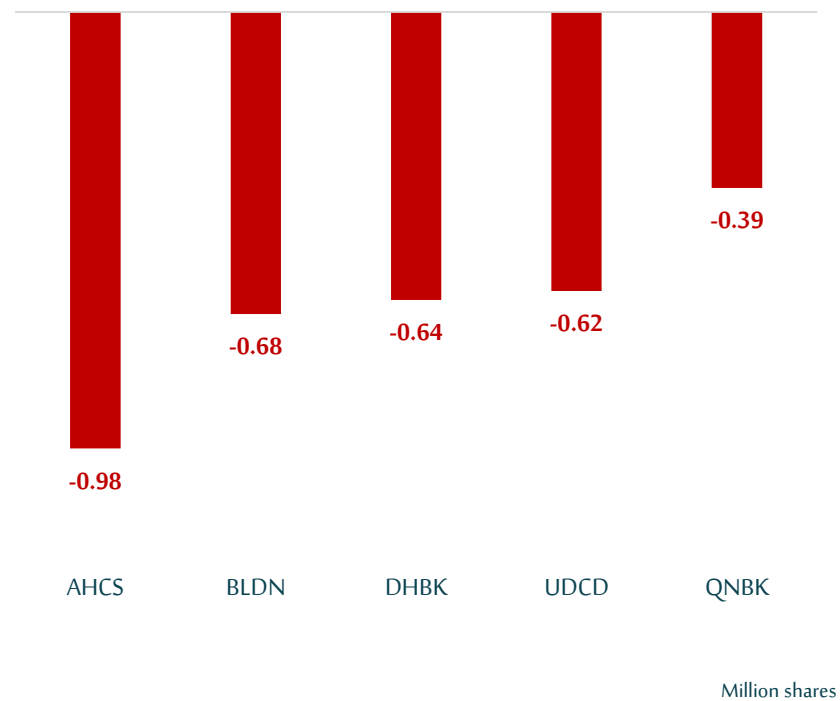
Trading percentage by nationality for the last session

	Bought	Sold	Net traded
Qatari	83.10%	80.18%	2.92%
GCC	3.58%	2.98%	0.60%
Arab	9.84%	10.67%	-0.83%
Foreigners	3.49%	6.18%	-2.69%
Total	100.00%	100.00%	0.00%

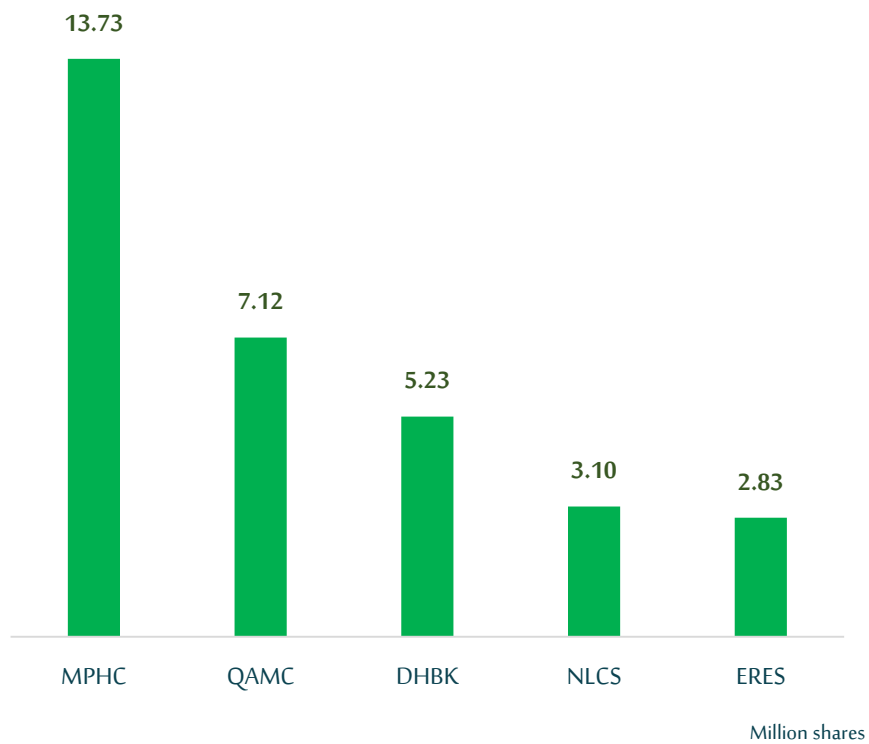
Top 5 Companies bought (net) by foreigners in the last session



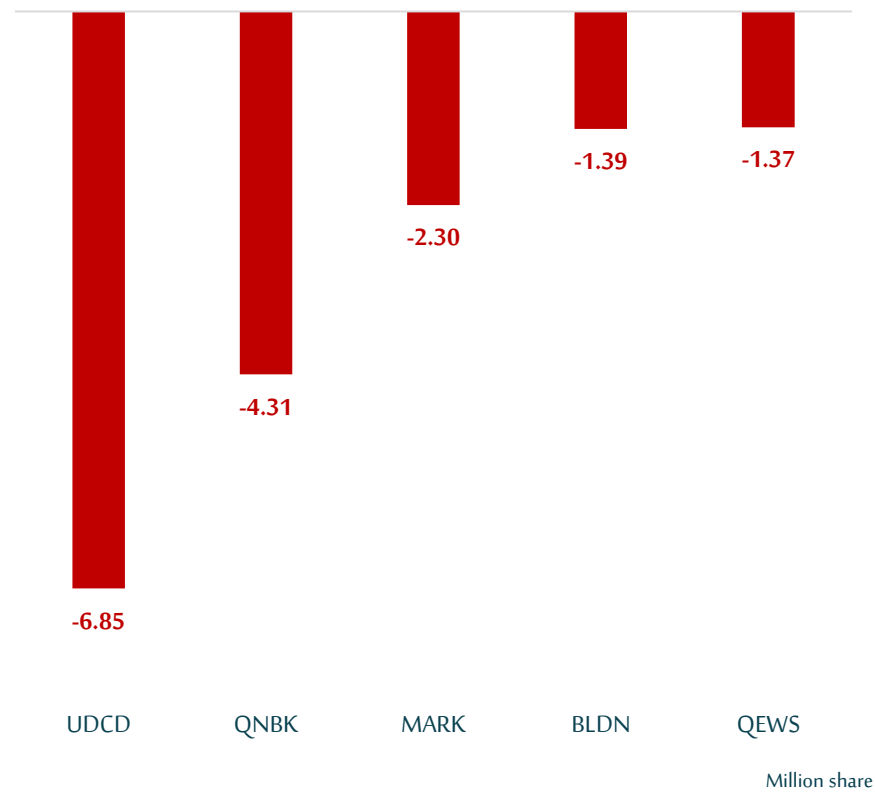
Top 5 companies sold (net) by foreigners in the last session



Top 5 companies bought (net) by foreigners over the last 5 sessions



Top 5 companies sold (net) by foreigners over the last 5 sessions




- The figures represent a change in the number of shares.
- Daily Change: The net change between 31st and 28th of March trading sessions
- Change for the last 5 sessions: The total daily net change for the last 5 sessions.
- Change for the last 10 sessions: The total daily net change for the last 10 sessions.
- Change for the last 20 sessions: The total daily net change for the last 20 sessions.

DISCLAIMER:

The information contained was obtained from various public sources believed to be reliable, but we do not guarantee its accuracy. Wasata Financial Securities makes no representations or warranties (express or implied) regarding the data and information provided and Wasata Financial Securities does not represent that the information content of this document is complete, or free from any error, not misleading, or fit for any particular purpose. This report document provides general information only. Neither the information nor any opinion expressed constitutes an offer or an invitation to make an offer, to buy or sell any securities or other investment products related to such securities or investments.

This report document contained is subject to change without prior notice. Wasata assumes no responsibility to update the information in this report document.



Prepared by Financial Advisory Department