



وساطة

WASATA

للأوراق المالية

FINANCIAL SECURITIES

Daily Report for Ownership Changes

May 1<sup>st</sup> 2024 Session

Company	Qatari				GCC				Foreigners			
	Daily Chg.	Last 5 Sessions chg.	Last 10 Sessions chg.	Last 20 Sessions chg.	Daily Chg.	Last 5 Sessions chg.	Last 10 Sessions chg.	Last 20 Sessions chg.	Daily Chg.	Last 5 Sessions chg.	Last 10 Sessions chg.	Last 20 Sessions chg.
QNBK	-535,638	-971,591	4,996,301	12,513,951	0	1,900	57,482	76,569	535,638	969,691	-5,053,783	-12,590,520
QIBK	268,773	461,071	1,206,910	4,074,604	450	87	24,582	37,568	-269,223	-461,158	-1,231,492	-4,112,172
CBQK	917,593	1,857,611	3,752,011	6,748,243	19,000	104,393	25,122	706,237	-936,593	-1,962,004	-3,777,133	-7,454,480
DHBK	416,545	3,265,756	5,033,398	-2,465,682	0	-72,354	94,508	361,575	-416,545	-3,193,402	-5,127,906	2,104,107
ABQK	-200	26,416	-12,461	-29,147	0	0	0	0	200	-26,416	12,461	29,147
QIHK	175,133	97,616	-61,382	165,373	-250	-244	-244	8,382	-174,883	-97,372	61,626	-173,755
MARK	-117,795	-509,774	-1,876,965	-6,980,835	143,023	127,712	268,708	-113,566	-25,228	382,062	1,608,257	7,094,401
DUBK	-55,986	-848,802	1,694,591	4,602,563	6,414	6,453	12,710	4,577	49,572	842,349	-1,707,301	-4,607,140
QFBQ	-468,120	479,036	-1,456,076	-1,299,745	40,000	-193,422	-88,942	-244,560	428,120	-285,614	1,545,018	1,544,305
NLCS	21,141	-369,401	1,023,073	2,444,064	0	53,399	63,239	-326,365	-21,141	316,002	-1,086,312	-2,117,699
DBIS	143,657	-17,487	515,717	70,211	0	0	300	300	-143,657	17,487	-516,017	-70,511
QOIS	-209,667	-557,855	-956,958	584,932	15,000	50,100	80,140	55,843	194,667	507,755	876,818	-640,775
IHGS	194,338	622,503	195,911	-19,164	0	0	0	2,700	-194,338	-622,503	-195,911	16,464
ZHCD	673	17,813	-11,165	10,364	1,000	1,000	1,000	1,000	-1,673	-18,813	10,165	-11,364
QGMD	117,059	47,712	8,067	-361,866	-95,780	108,836	125,619	-28,879	-21,279	-156,548	-133,686	390,745
SIIS	169,209	-2,862,021	-3,757,333	-6,754,817	0	-366,989	-215,989	-205,989	-169,209	3,229,010	3,973,322	6,960,806
BLDN	1,010,124	-2,224,902	-7,290,117	-9,741,556	0	12,300	-76,822	-155,699	-1,010,124	2,212,602	7,366,939	9,897,255
MCGS	-123,876	24,187	130,389	-219,734	0	1,250	7,422	76,334	123,876	-25,437	-137,811	143,400
QCFS	0	0	0	0	0	0	0	0	0	0	0	0
QFLS	5,395	362,451	809,583	1,295,913	500	1,353	2,430	4,335	-5,895	-363,804	-812,013	-1,300,248
WDAM	510,221	-1,371,317	-1,419,962	-547,959	-76,358	-30,130	-45,263	65,425	-433,863	1,401,447	1,465,225	482,534
MCCS	-31,749	-440,375	-622,793	-180,486	0	0	-730	-730	31,749	440,375	623,523	181,216
MERS	-34,198	-33,074	85,411	79,817	1,000	1,000	253	253	33,198	32,074	-85,664	-80,070
MEZA	224,398	216,804	124,226	-1,905,287	4,000	14,937	12,237	8,487	-228,398	-231,741	-136,463	1,896,800
QIMD	80,963	460,007	336,094	397,859	-80,963	-120,963	-120,230	-104,234	0	-339,044	-215,864	-293,625

Company	Qatari				GCC				Foreigners			
	Daily Chg.	Last 5 Sessions chg.	Last 10 Sessions chg.	Last 20 Sessions chg.	Daily Chg.	Last 5 Sessions chg.	Last 10 Sessions chg.	Last 20 Sessions chg.	Daily Chg.	Last 5 Sessions chg.	Last 10 Sessions chg.	Last 20 Sessions chg.
QNCD	2,693	84,718	143,434	505,393	0	1,420	-30,403	-27,802	-2,693	-86,138	-113,031	-477,591
IQCD	-292,212	-1,650,893	-2,974,367	-8,765,459	-17,656	-36,074	-93,789	-278,653	309,868	1,686,967	3,068,156	9,044,112
QIGD	62,772	342,479	891,387	-546,887	0	0	28,449	28,449	-62,772	-342,479	-919,836	518,438
QEWS	64,961	719,849	2,669,827	3,744,865	0	1,000	1,000	10,700	-64,961	-720,849	-2,670,827	-3,755,565
AHCS	-15,460	624,741	949,787	1,976,558	-17,600	-17,600	824,505	784,505	33,060	-607,141	-1,774,292	-2,761,063
GISS	-1,620,307	231,585	1,378,883	7,209,000	-447,000	-567,404	-573,259	-624,893	2,067,307	335,819	-805,624	-6,584,107
MPHC	-377,785	2,365,197	6,213,739	-8,772,296	5,345	-118,547	-98,547	-105,409	372,440	-2,246,650	-6,115,192	8,877,705
IGRD	-1,021,483	-4,517,497	-4,888,112	-3,670,858	0	-15,900	-11,487	-441,600	1,021,483	4,533,397	4,899,599	4,112,458
QAMC	3,445,279	13,539,148	2,549,864	-52,964,136	0	-167,543	-269,220	-689,896	-3,445,279	-13,371,605	-2,280,644	53,654,032
QATI	13,999	250,257	578,259	-224,602	-2,740	15,430	-5,696	17,749	-11,259	-265,687	-572,563	206,853
DOHI	9,996	211,896	243,195	248,324	0	0	0	0	-9,996	-211,896	-243,195	-248,324
QGRI	-73,840	30,670	37,670	171,134	15,426	-83,238	-83,438	-188,633	58,414	52,568	45,768	17,499
AKHI	1,253,574	834,479	319,395	504,543	0	-6,242	2,887	-21,113	-1,253,574	-828,237	-322,282	-483,430
QISI	5,855	22,408	76,331	-13,501	1,000	1,000	3,000	3,000	-6,855	-23,408	-79,331	10,501
BEMA	15,200	103,973	94,698	117,162	0	0	0	0	-15,200	-103,973	-94,698	-117,162
QLMI	-123,900	947,391	955,187	1,488,780	0	0	0	0	123,900	-947,391	-955,187	-1,488,780
UDCD	775,079	-1,219,825	-2,785,834	1,046,125	30,000	104,960	106,797	73,989	-805,079	1,114,865	2,679,037	-1,120,114
BRES	-662,896	-2,121,035	-2,676,270	-7,202,473	0	0	0	-25,670	662,896	2,121,035	2,676,270	7,228,143
ERES	-331,090	-1,325,149	-2,564,190	-175,021	0	-90,554	-70,554	4,806	331,090	1,415,703	2,634,744	170,215
MRDS	472,976	581,049	-2,196,805	1,597,324	154,413	77,609	238,930	-93,038	-627,389	-658,658	1,957,875	-1,504,286
ORDS	-1,364,079	-878,817	-2,260,412	-3,280,761	0	60	580	22,500	1,364,079	878,757	2,259,832	3,258,261
VFQS	2,217,377	6,162,669	14,514,568	13,273,369	10,730	-1,963	16,730	-72,055	-2,228,107	-6,160,706	-14,531,298	-13,201,314
QNNS	-460,682	-588,415	-1,062,034	-405,610	-100,000	-200,000	-199,000	-197,856	560,682	788,415	1,261,034	603,466
GWCS	-921,664	-639,838	-223,869	-945,763	0	0	0	0	921,664	639,838	223,869	945,763
QGTS	-377,571	-823,259	-1,880,089	-1,060,793	0	-187,335	-191,203	-167,700	377,571	1,010,594	2,071,292	1,228,493

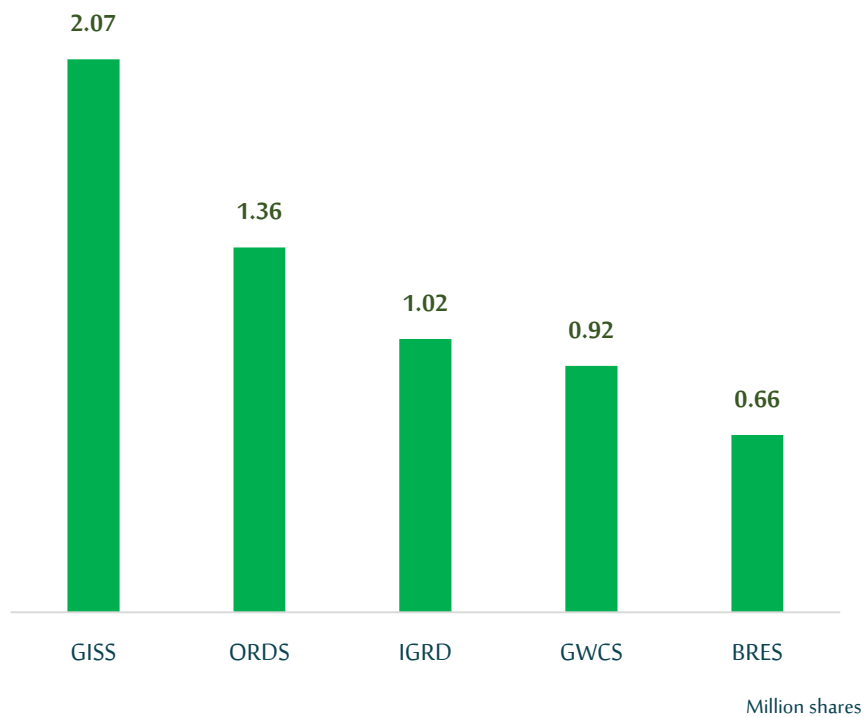
### Trading values by nationality for the cession(Million QAR)

	Bought	Sold	Net traded value
Qatari	332.68	349.08	-16.40
GCC	22.46	15.87	6.60
Arab	41.20	48.20	-7.01
Foreigners	81.32	64.51	16.81
Total	477.66	477.66	0.00

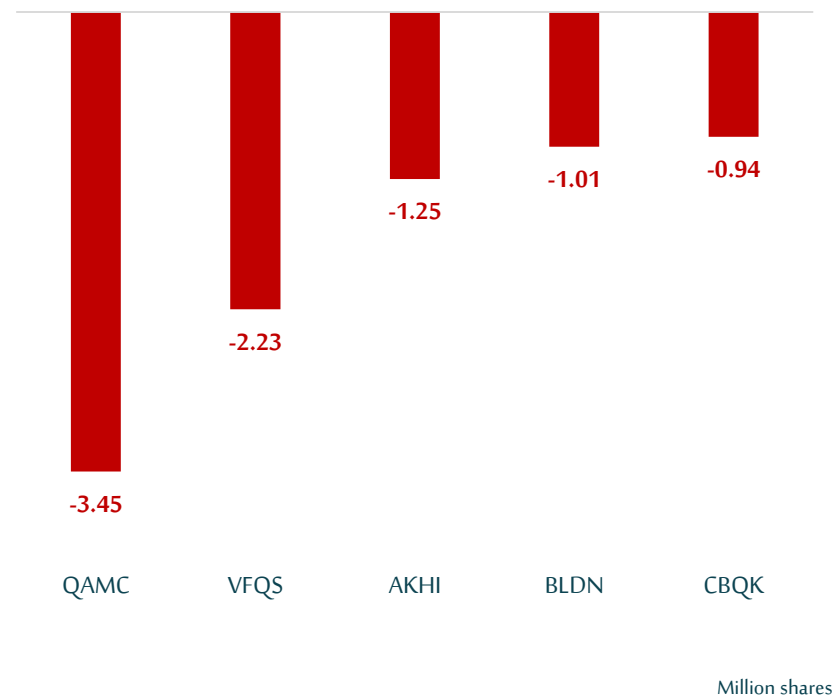
### Trading percentage by nationality for the cession

	Bought	Sold	Net traded
Qatari	69.65%	73.08%	-3.43%
GCC	4.70%	3.32%	1.38%
Arab	8.63%	10.09%	-1.47%
Foreigners	17.02%	13.51%	3.52%
Total	100.00%	100.00%	0.00%

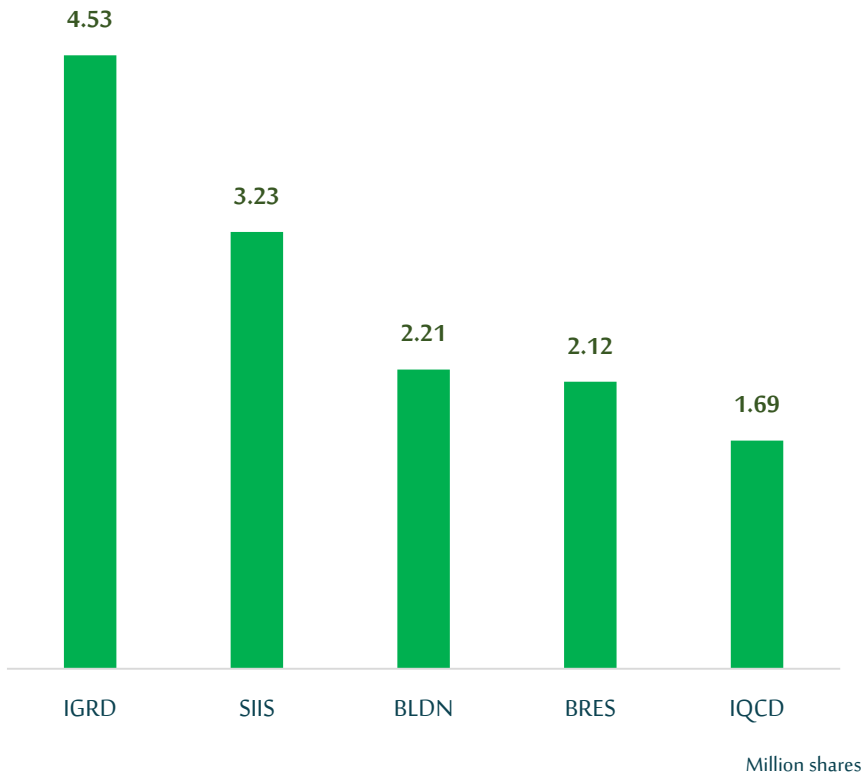
Top 5 Companies bought (net) by foreigners in the last session



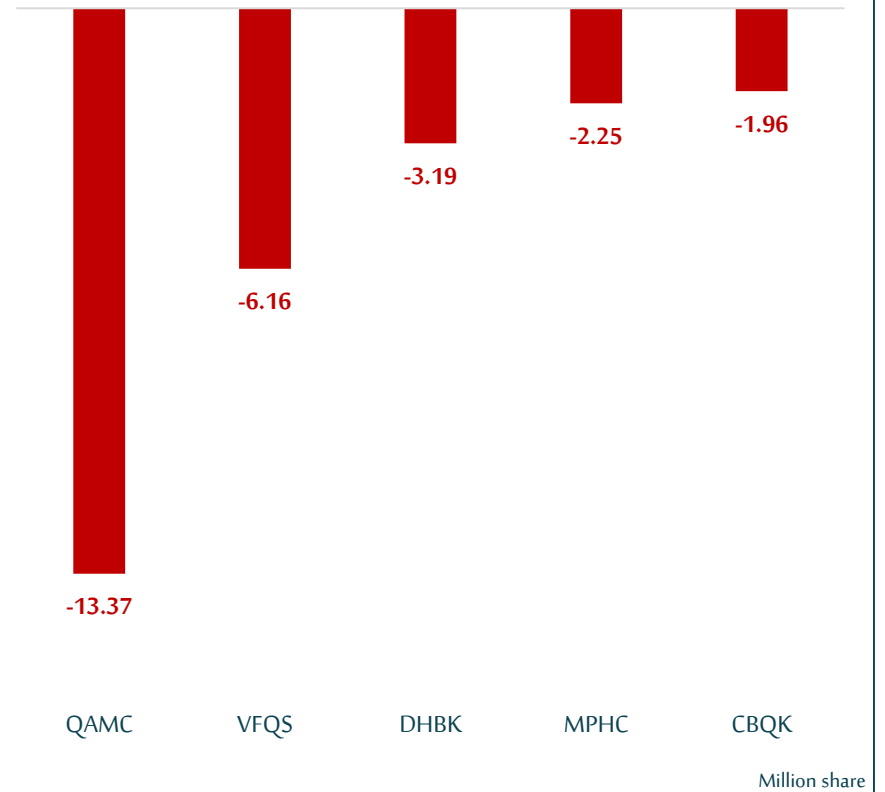
Top 5 companies sold (net) by foreigners in the last session



Top 5 companies bought (net) by foreigners over the last 5 sessions



Top 5 companies sold (net) by foreigners over the last 5 sessions



- The figures represent a change in the number of shares.
- Daily Change: The net change between May 1<sup>st</sup> and April 30<sup>th</sup> trading sessions
- Change for the last 5 sessions: The total daily net change for the last 5 sessions.
- Change for the last 10 sessions: The total daily net change for the last 10 sessions.
- Change for the last 20 sessions: The total daily net change for the last 20 sessions.

**DISCLAIMER:**

The information contained was obtained from various public sources believed to be reliable, but we do not guarantee its accuracy. Wasata Financial Securities makes no representations or warranties (express or implied) regarding the data and information provided and Wasata Financial Securities does not represent that the information content of this document is complete, or free from any error, not misleading, or fit for any particular purpose. This report document provides general information only. Neither the information nor any opinion expressed constitutes an offer or an invitation to make an offer, to buy or sell any securities or other investment products related to such securities or investments.

This report document contained is subject to change without prior notice. Wasata assumes no responsibility to update the information in this report document.





Prepared by Financial Advisory Department

وساطة  
WASATA  
للأوراق المالية  
FINANCIAL SECURITIES

+974 4449 8883