



وساطة
WASATA

للأوراق المالية
FINANCIAL SECURITIES

Daily Report for Ownership Changes
May 2nd 2024 Session

Company	Qatari				GCC				Foreigners			
	Daily Chg.	Last 5 Sessions chg.	Last 10 Sessions chg.	Last 20 Sessions chg.	Daily Chg.	Last 5 Sessions chg.	Last 10 Sessions chg.	Last 20 Sessions chg.	Daily Chg.	Last 5 Sessions chg.	Last 10 Sessions chg.	Last 20 Sessions chg.
QNBK	-535,638	-637,234	3,451,883	11,550,704	0	1,900	57,482	95,475	535,638	635,334	-3,509,365	-11,646,179
QIBK	268,773	942,162	1,474,317	3,940,057	450	1,277	25,437	-11,432	-269,223	-943,439	-1,499,754	-3,928,625
CBQK	917,593	2,408,886	2,120,328	8,072,244	19,000	483,386	336,955	850,439	-936,593	-2,892,272	-2,457,283	-8,922,683
DHBK	416,545	1,877,843	5,502,122	-1,810,130	0	-194,968	44,609	311,676	-416,545	-1,682,875	-5,546,731	1,498,454
ABQK	-200	25,666	2,772	-29,147	0	0	0	0	200	-25,666	-2,772	29,147
QIIK	175,133	-722,156	-729,526	-274,459	-250	-249	-244	7,655	-174,883	722,405	729,770	266,804
MARK	-117,795	-2,189,520	-641,348	-7,217,196	143,023	188,024	390,199	-67,107	-25,228	2,001,496	251,149	7,284,303
DUBK	-55,986	-372,118	1,692,961	4,219,481	6,414	6,574	14,030	5,897	49,572	365,544	-1,706,991	-4,225,378
QFBQ	-468,120	392,801	-618,340	-698,289	40,000	-193,422	-97,142	-244,560	428,120	-199,379	715,482	942,849
NLCS	21,141	-398,097	1,305,151	2,393,289	0	53,399	55,399	-326,365	-21,141	344,698	-1,360,550	-2,066,924
DBIS	143,657	-289,292	98,612	-103,020	0	0	300	300	-143,657	289,292	-98,912	102,720
QOIS	-209,667	-290,978	-975,423	291,713	15,000	30,100	80,140	55,843	194,667	260,878	895,283	-347,556
IHGS	194,338	303,622	360,016	69,886	0	0	0	2,700	-194,338	-303,622	-360,016	-72,586
ZHCD	673	21,645	2,668	-4,492	1,000	2,283	2,283	2,283	-1,673	-23,928	-4,951	2,209
QGMD	117,059	1,011,593	1,519,314	632,981	-95,780	111,318	117,990	-26,397	-21,279	-1,122,911	-1,637,304	-606,584
SIIS	169,209	-2,748,869	-4,371,876	-7,456,982	0	-383,636	-215,989	-205,989	-169,209	3,132,505	4,587,865	7,662,971
BLDN	1,010,124	1,428,628	-5,674,066	-7,707,505	0	45,545	-30,752	-113,699	-1,010,124	-1,474,173	5,704,818	7,821,204
MCGS	-123,876	257,165	565,004	188,294	0	0	7,422	69,396	123,876	-257,165	-572,426	-257,690
QCFS	0	0	0	0	0	0	0	0	0	0	0	0
QFLS	5,395	274,898	621,709	1,283,724	500	503	1,580	2,427	-5,895	-275,401	-623,289	-1,286,151
WDAM	510,221	-1,092,232	-1,185,580	-84,608	-76,358	-30,130	-30,130	65,425	-433,863	1,122,362	1,215,710	19,183
MCCS	-31,749	-198,451	-435,535	-27,235	0	0	0	-730	31,749	198,451	435,535	27,965
MERS	-34,198	-54,708	40,978	45,647	1,000	1,000	253	253	33,198	53,708	-41,231	-45,900
MEZA	224,398	-14,791	-217,070	-1,872,446	4,000	14,937	14,937	8,487	-228,398	-146	202,133	1,863,959
QIMD	80,963	242,278	320,516	369,087	-80,963	-120,963	-120,230	-104,234	0	-121,315	-200,286	-264,853

Company	Qatari				GCC				Foreigners			
	Daily Chg.	Last 5 Sessions chg.	Last 10 Sessions chg.	Last 20 Sessions chg.	Daily Chg.	Last 5 Sessions chg.	Last 10 Sessions chg.	Last 20 Sessions chg.	Daily Chg.	Last 5 Sessions chg.	Last 10 Sessions chg.	Last 20 Sessions chg.
QNCD	2,693	-57,999	163,569	414,818	0	1,420	-30,403	-27,802	-2,693	56,579	-133,166	-387,016
IQCD	-292,212	-1,607,416	-2,656,200	-8,784,635	-17,656	-35,674	-93,789	-278,883	309,868	1,643,090	2,749,989	9,063,518
QIGD	62,772	209,306	98,362	-476,616	0	0	22,449	28,449	-62,772	-209,306	-120,811	448,167
QEWS	64,961	482,695	2,643,684	3,543,958	0	1,000	1,000	10,700	-64,961	-483,695	-2,644,684	-3,554,658
AHCS	-15,460	749,615	1,099,465	2,245,045	-17,600	-17,178	824,927	784,927	33,060	-732,437	-1,924,392	-3,029,972
GISS	-1,620,307	-1,429,633	1,000,636	6,342,961	-447,000	-540,904	-551,759	-603,393	2,067,307	1,970,537	-448,877	-5,739,568
MPHC	-377,785	-976,703	5,571,571	-7,491,873	5,345	-118,547	-103,547	-131,409	372,440	1,095,250	-5,468,024	7,623,282
IGRD	-1,021,483	-5,287,858	-4,149,623	-3,975,688	0	-15,900	-15,900	-443,759	1,021,483	5,303,758	4,165,523	4,419,447
QAMC	3,445,279	9,845,229	10,540,963	-54,941,371	0	-85,502	-375,192	-573,555	-3,445,279	-9,759,727	-10,165,771	55,514,926
QATI	13,999	228,961	604,333	-356,086	-2,740	40,430	23,494	41,379	-11,259	-269,391	-627,827	314,707
DOHI	9,996	211,989	248,296	261,728	0	0	0	0	-9,996	-211,989	-248,296	-261,728
QGRI	-73,840	-33,695	16,305	155,769	15,426	-33,238	-82,438	-187,633	58,414	66,933	66,133	31,864
AKHI	1,253,574	1,251,663	803,527	1,123,198	0	-6,242	8,758	-21,113	-1,253,574	-1,245,421	-812,285	-1,102,085
QISI	5,855	1,761	76,433	2,445	1,000	-1,000	3,000	3,000	-6,855	-761	-79,433	-5,445
BEMA	15,200	103,473	94,698	107,150	0	0	0	0	-15,200	-103,473	-94,698	-107,150
QLMI	-123,900	875,462	1,128,391	1,649,465	0	0	0	0	123,900	-875,462	-1,128,391	-1,649,465
UDCD	775,079	-2,353,559	-3,462,827	-816,466	30,000	-54,480	-12,643	-45,451	-805,079	2,408,039	3,475,470	861,917
BRES	-662,896	-3,472,516	-3,375,267	-8,222,377	0	0	0	-25,670	662,896	3,472,516	3,375,267	8,248,047
ERES	-331,090	-116,095	-1,143,772	879,807	0	-88,254	-70,554	-135,647	331,090	204,349	1,214,326	-744,160
MRDS	472,976	2,085,808	-611,533	2,821,292	154,413	-494	115,827	-171,291	-627,389	-2,085,314	495,706	-2,650,001
ORDS	-1,364,079	-1,423,942	-2,021,824	-3,326,299	0	840	1,370	23,290	1,364,079	1,423,102	2,020,454	3,303,009
VFQS	2,217,377	1,419,361	10,151,701	9,137,786	10,730	-3,321	16,730	-72,055	-2,228,107	-1,416,040	-10,168,431	-9,065,731
QNNS	-460,682	-872,058	-846,596	-635,763	-100,000	-300,000	-299,000	-297,856	560,682	1,172,058	1,145,596	933,619
GWCS	-921,664	-738,157	-286,750	-1,053,816	0	0	0	0	921,664	738,157	286,750	1,053,816
QGTS	-377,571	-3,139,881	-2,035,587	-1,632,086	0	-197,335	-191,203	-167,960	377,571	3,337,216	2,226,790	1,800,046

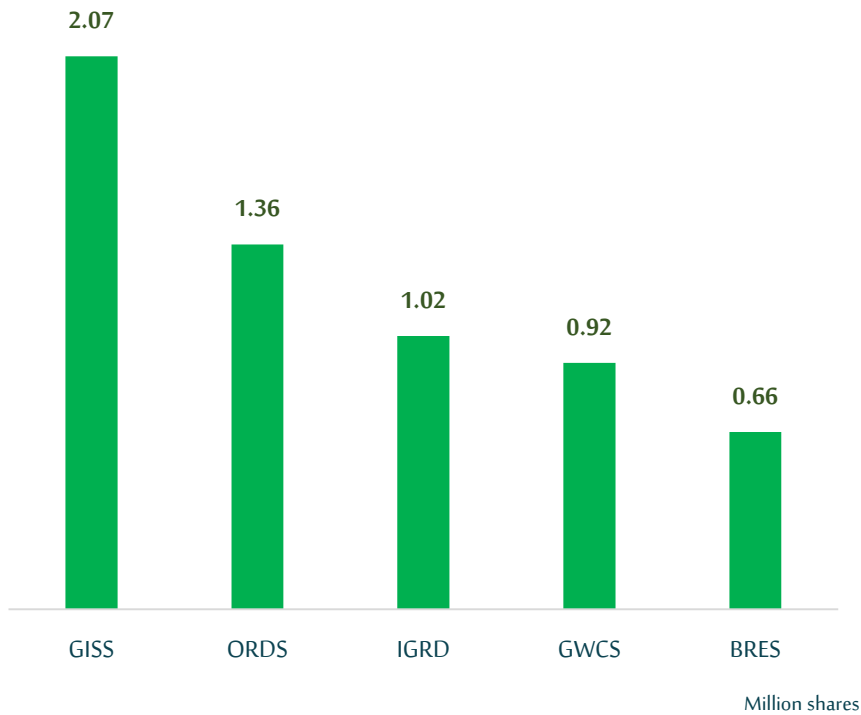
Trading values by nationality for the last week(Million QAR)

	Bought	Sold	Net traded value
Qatari	1,365.78	1,409.04	-43.26
GCC	76.86	111.03	-34.17
Arab	212.59	219.98	-7.39
Foreigners	495.09	410.27	84.82
Total	2,150.32	2,150.32	0.00

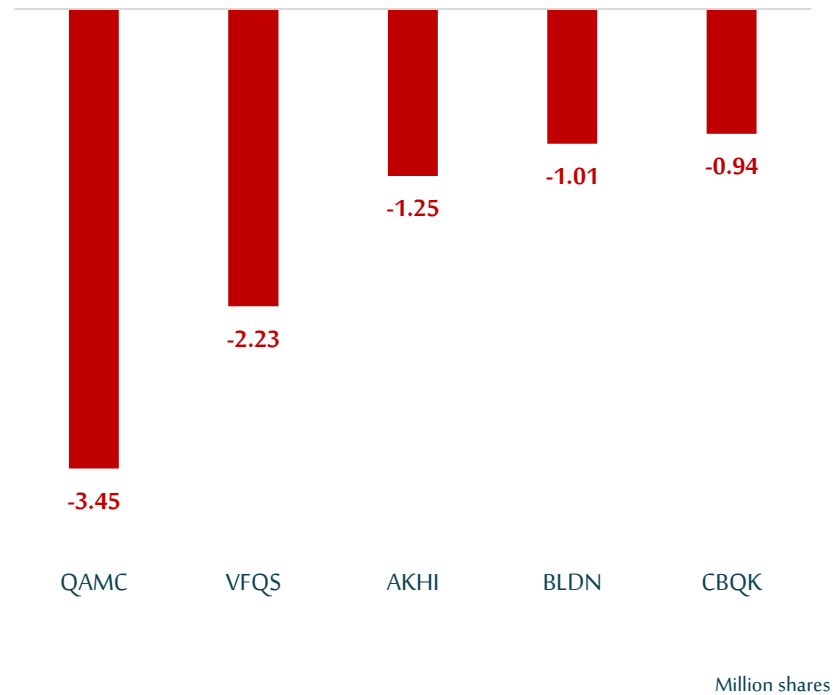
Trading percentage by nationality for the last week

	Bought	Sold	Net traded
Qatari	63.52%	65.53%	-2.01%
GCC	3.57%	5.16%	-1.59%
Arab	9.89%	10.23%	-0.34%
Foreigners	23.02%	19.08%	3.94%
Total	100.00%	100.00%	0.00%

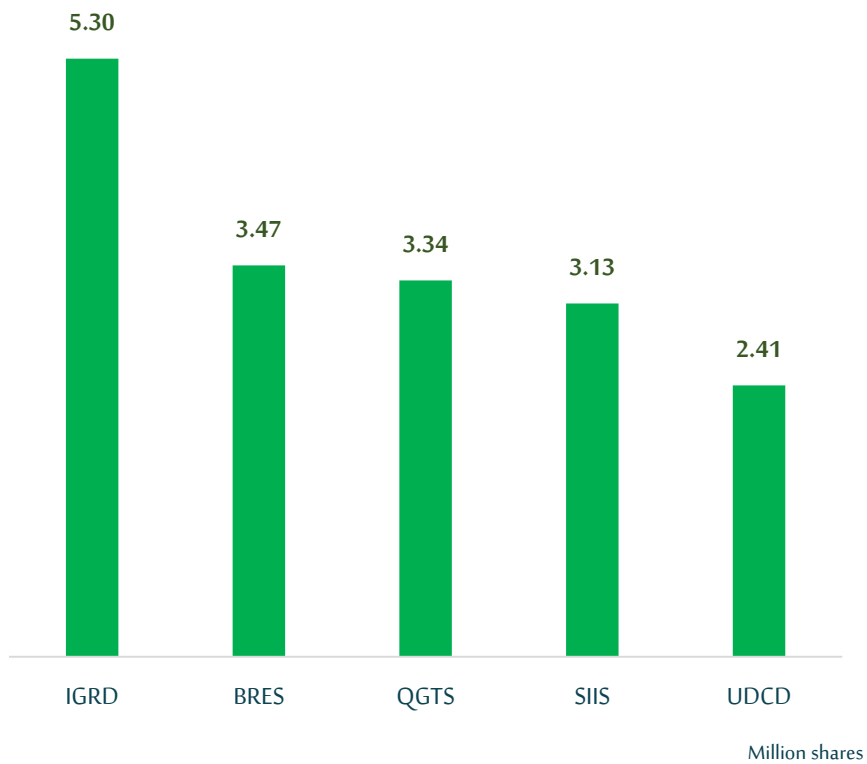
Top 5 Companies bought (net) by foreigners in the last session



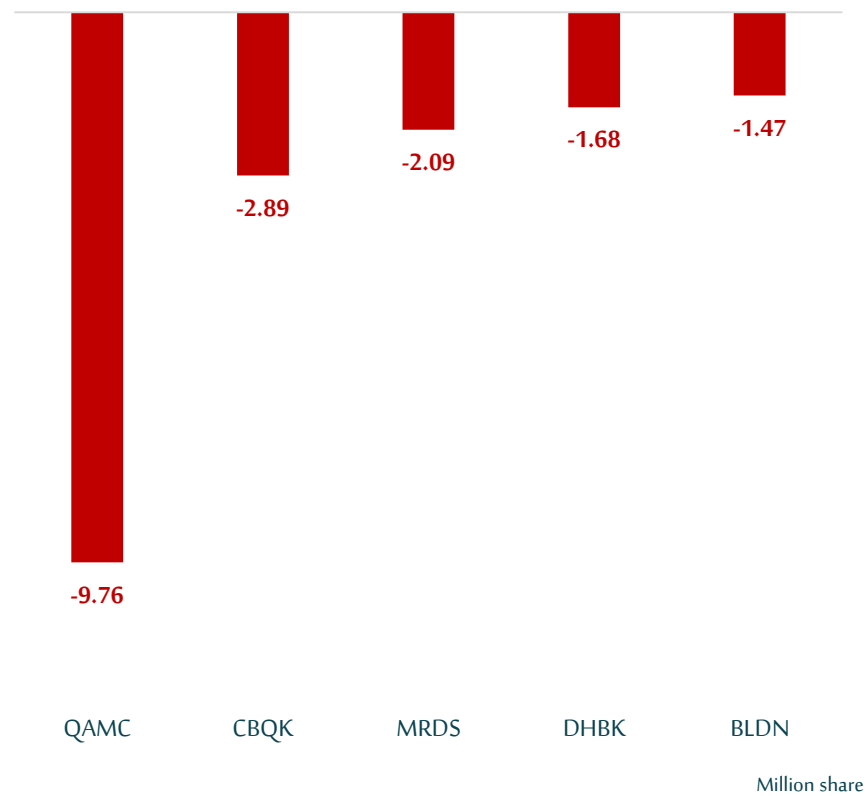
Top 5 companies sold (net) by foreigners in the last session



Top 5 companies bought (net) by foreigners over the last 5 sessions



Top 5 companies sold (net) by foreigners over the last 5 sessions



- The figures represent a change in the number of shares.
- Daily Change: The net change between May 2nd and 1st trading sessions
- Change for the last 5 sessions: The total daily net change for the last 5 sessions.
- Change for the last 10 sessions: The total daily net change for the last 10 sessions.
- Change for the last 20 sessions: The total daily net change for the last 20 sessions.

DISCLAIMER:

The information contained was obtained from various public sources believed to be reliable, but we do not guarantee its accuracy. Wasata Financial Securities makes no representations or warranties (express or implied) regarding the data and information provided and Wasata Financial Securities does not represent that the information content of this document is complete, or free from any error, not misleading, or fit for any particular purpose. This report document provides general information only. Neither the information nor any opinion expressed constitutes an offer or an invitation to make an offer, to buy or sell any securities or other investment products related to such securities or investments.

This report document contained is subject to change without prior notice. Wasata assumes no responsibility to update the information in this report document.



Prepared by Financial Advisory Department