



وساطة
WASATA

للأوراق المالية
FINANCIAL SECURITIES

Daily Report for Ownership Changes
April 30th 2024 Session

Company	Qatari				GCC				Foreigners			
	Daily Chg.	Last 5 Sessions chg.	Last 10 Sessions chg.	Last 20 Sessions chg.	Daily Chg.	Last 5 Sessions chg.	Last 10 Sessions chg.	Last 20 Sessions chg.	Daily Chg.	Last 5 Sessions chg.	Last 10 Sessions chg.	Last 20 Sessions chg.
QNBK	-159,847	794,375	5,698,356	13,444,388	1,000	52,078	58,125	76,269	158,847	-846,453	-5,756,481	-13,520,657
QIBK	-261,373	556,852	706,096	3,942,423	271	-744	24,132	37,128	261,102	-556,108	-730,228	-3,979,551
CBQK	-229,753	-57,963	3,197,222	5,946,788	0	-48,402	277,369	852,237	229,753	106,365	-3,474,591	-6,799,025
DHBK	166,677	4,202,885	4,509,577	-2,238,089	-155,720	121,899	291,899	362,241	-10,957	-4,324,784	-4,801,476	1,875,848
ABQK	3,124	26,616	-15,197	-28,946	0	0	0	0	-3,124	-26,616	15,197	28,946
QIHK	-367,137	88,678	-243,249	-19,111	2,001	6	-994	18,063	365,136	-88,684	244,243	1,048
MARK	260,001	-229,590	-3,580,210	-6,599,309	-202,694	110,705	-60,004	-251,645	-57,307	118,885	3,640,214	6,850,954
DUBK	282,405	1,273,969	1,123,032	4,659,869	5,097	-128	1,696	-1,837	-287,502	-1,273,841	-1,124,728	-4,658,032
QFBQ	-396,415	-39,882	-1,006,763	-1,222,325	-11,499	-228,641	-264,492	-284,560	407,914	268,523	1,271,255	1,506,885
NLCS	253,428	409,769	707,139	-273,018	0	53,399	63,239	-110,865	-253,428	-463,168	-770,378	383,883
DBIS	98,192	-236,732	258,340	-124,927	0	0	300	300	-98,192	236,732	-258,640	124,627
QOIS	-76,096	-493,360	-380,351	971,038	15,000	5,140	65,140	40,843	61,096	488,220	315,211	-1,011,881
IHGS	-1,808	196,779	14,069	-278,166	0	0	2,700	2,700	1,808	-196,779	-16,769	275,466
ZHCD	16,233	16,928	-11,595	20,914	0	0	0	0	-16,233	-16,928	11,595	-20,914
QGMD	-412,898	687,555	221,370	-791,350	189,640	204,616	142,580	67,286	223,258	-892,171	-363,950	724,064
SIIS	-245,366	-3,248,022	-4,007,068	-6,808,848	-216,647	-215,989	-215,989	-317,171	462,013	3,464,011	4,223,057	7,126,019
BLDN	115,326	-4,114,995	-8,982,381	-10,098,965	0	-59,700	-84,822	-132,371	-115,326	4,174,695	9,067,203	10,231,336
MCGS	4,961	442,162	181,513	-61,526	0	2,490	7,422	76,924	-4,961	-444,652	-188,935	-15,398
QCFS	0	0	0	0	0	0	0	0	0	0	0	0
QFLS	169,552	396,775	900,510	1,275,825	200	853	1,930	3,845	-169,752	-397,628	-902,440	-1,279,670
WDAM	-1,770,189	-1,791,296	-1,406,732	-914,282	46,228	46,228	26,095	141,783	1,723,961	1,745,068	1,380,637	772,499
MCCS	-146,598	-414,121	-375,071	-202,201	0	0	-730	-730	146,598	414,121	375,801	202,931
MERS	7,729	19,162	121,405	123,368	0	0	-747	-747	-7,729	-19,162	-120,658	-122,621
MEZA	-18,358	45,764	-336,201	-2,237,945	0	10,937	8,237	4,487	18,358	-56,701	327,964	2,233,458
QIMD	23,500	337,002	258,431	386,237	-40,000	-40,000	-40,267	-23,271	16,500	-297,002	-218,164	-362,966

Company	Qatari				GCC				Foreigners			
	Daily Chg.	Last 5 Sessions chg.	Last 10 Sessions chg.	Last 20 Sessions chg.	Daily Chg.	Last 5 Sessions chg.	Last 10 Sessions chg.	Last 20 Sessions chg.	Daily Chg.	Last 5 Sessions chg.	Last 10 Sessions chg.	Last 20 Sessions chg.
QNCD	-83,869	161,260	153,753	537,861	1,420	8,597	-30,403	-27,802	82,449	-169,857	-123,350	-510,059
IQCD	-425,661	-1,355,786	-2,593,984	-8,128,242	-18,018	-76,890	-75,734	-260,997	443,679	1,432,676	2,669,718	8,389,239
QIGD	22,904	370,656	196,150	-494,659	0	1,280	-3,591	28,449	-22,904	-371,936	-192,559	466,210
QEWS	199,884	2,228,966	2,646,408	3,677,013	1,000	1,000	1,000	10,700	-200,884	-2,229,966	-2,647,408	-3,687,713
AHCS	92,373	751,543	1,088,081	2,968,847	0	29,368	842,105	802,105	-92,373	-780,911	-1,930,186	-3,770,952
GISS	1,128,541	2,396,305	3,675,559	7,875,424	-5,500	-121,219	-208,583	-177,893	-1,123,041	-2,275,086	-3,466,976	-7,697,531
MPHC	673,458	4,268,637	6,715,476	-8,153,229	-108,892	-123,892	-114,762	-110,754	-564,566	-4,144,745	-6,600,714	8,263,983
IGRD	-826,712	-3,166,403	-2,654,699	-2,395,061	0	-15,900	-261,487	-451,600	826,712	3,182,303	2,916,186	2,846,661
QAMC	1,747,440	11,095,105	-2,525,289	-58,854,296	-228,383	-167,543	-256,936	-709,430	-1,519,057	-10,927,562	2,782,225	59,563,726
QATI	114,681	476,629	327,357	-250,605	23,281	18,170	21,044	32,493	-137,962	-494,799	-348,401	218,112
DOHI	27,746	188,899	233,199	256,922	0	0	0	0	-27,746	-188,899	-233,199	-256,922
QGRI	-7,200	104,510	111,510	246,100	950	-98,664	-98,364	-202,059	6,250	-5,846	-13,146	-44,041
AKHI	-388,206	-463,325	-986,063	-657,936	-6,242	-6,242	2,887	-21,113	394,448	469,567	983,176	679,049
QISI	29,824	6,312	90,000	-27,695	0	0	2,000	2,000	-29,824	-6,312	-92,000	25,695
BEMA	91,413	88,773	77,648	100,538	0	0	0	0	-91,413	-88,773	-77,648	-100,538
QLMI	590,409	1,079,491	1,154,087	1,578,681	0	0	0	0	-590,409	-1,079,491	-1,154,087	-1,578,681
UDCD	-2,075,294	-1,893,622	-3,577,754	860,814	34,960	-4,244	76,797	78,989	2,040,334	1,897,866	3,500,957	-939,803
BRES	-1,189,960	-1,150,030	-2,372,213	-6,173,947	0	0	0	-50,670	1,189,960	1,150,030	2,372,213	6,224,617
ERES	251,586	-1,199,885	-3,088,985	82,848	0	-454,377	29,446	4,806	-251,586	1,654,262	3,059,539	-87,654
MRDS	-1,834,504	-418,260	-3,181,608	968,891	-31,804	-76,804	84,467	-276,693	1,866,308	495,064	3,097,141	-692,198
ORDS	-232,829	560,212	-912,141	-1,798,655	0	150	560	22,500	232,829	-560,362	911,581	1,776,155
VFQS	4,404,415	9,498,601	11,731,459	11,022,508	-14,051	1,476	-249,350	-82,785	-4,390,364	-9,500,077	-11,482,109	-10,939,723
QNNS	185,315	-123,719	-612,065	76,480	-100,000	-99,000	-98,500	-97,856	-85,315	222,719	710,565	21,376
GWCS	-424,732	557,307	620,601	-86,379	0	0	0	0	424,732	-557,307	-620,601	86,379
QGTS	670,457	383,945	-1,782,972	-1,416,101	-203,453	-190,569	-188,379	-292,700	-467,004	-193,376	1,971,351	1,708,801

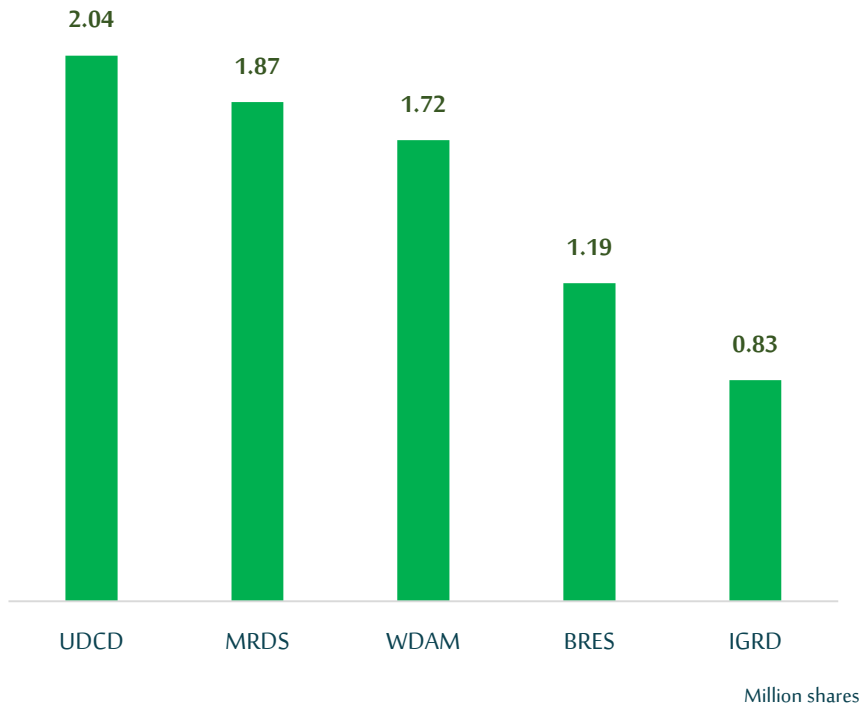
Trading values by nationality for the cession(Million QAR)

	Bought	Sold	Net traded value
Qatari	305.94	312.35	-6.41
GCC	13.79	27.71	-13.92
Arab	56.57	47.70	8.87
Foreigners	160.24	148.77	11.47
Total	536.54	536.54	0.00

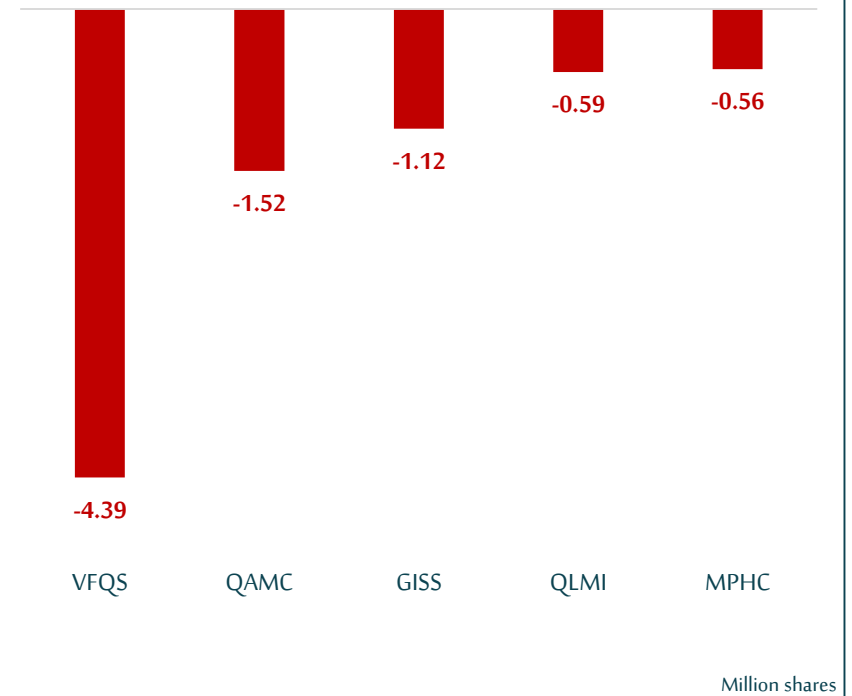
Trading percentage by nationality for the cession

	Bought	Sold	Net traded
Qatari	57.02%	58.22%	-1.19%
GCC	2.57%	5.17%	-2.60%
Arab	10.54%	8.89%	1.65%
Foreigners	29.87%	27.73%	2.14%
Total	100.00%	100.00%	0.00%

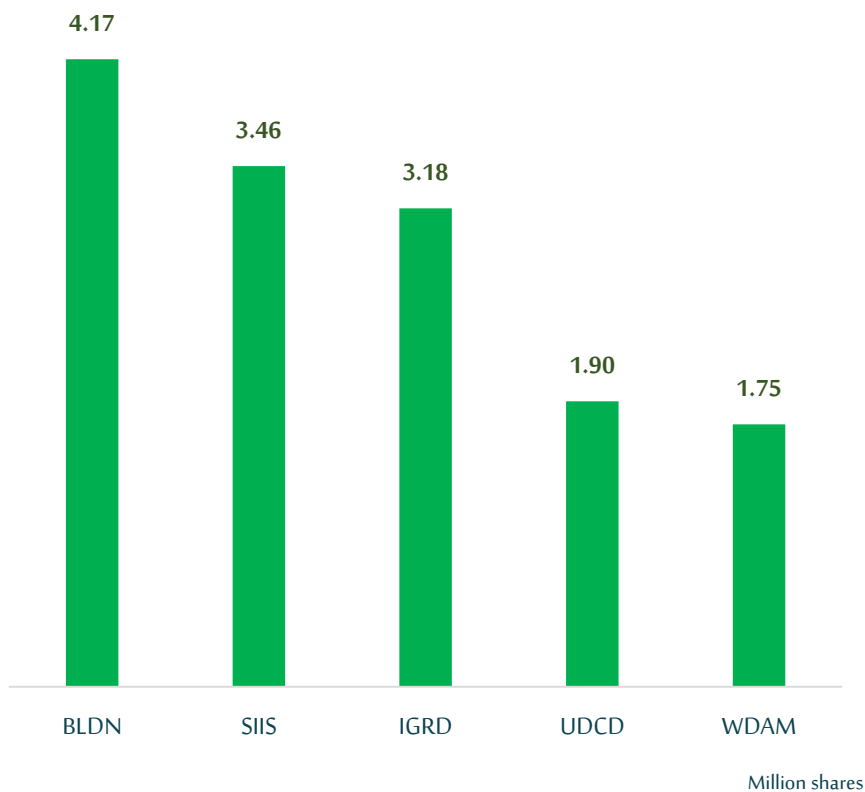
Top 5 Companies bought (net) by foreigners in the last cession



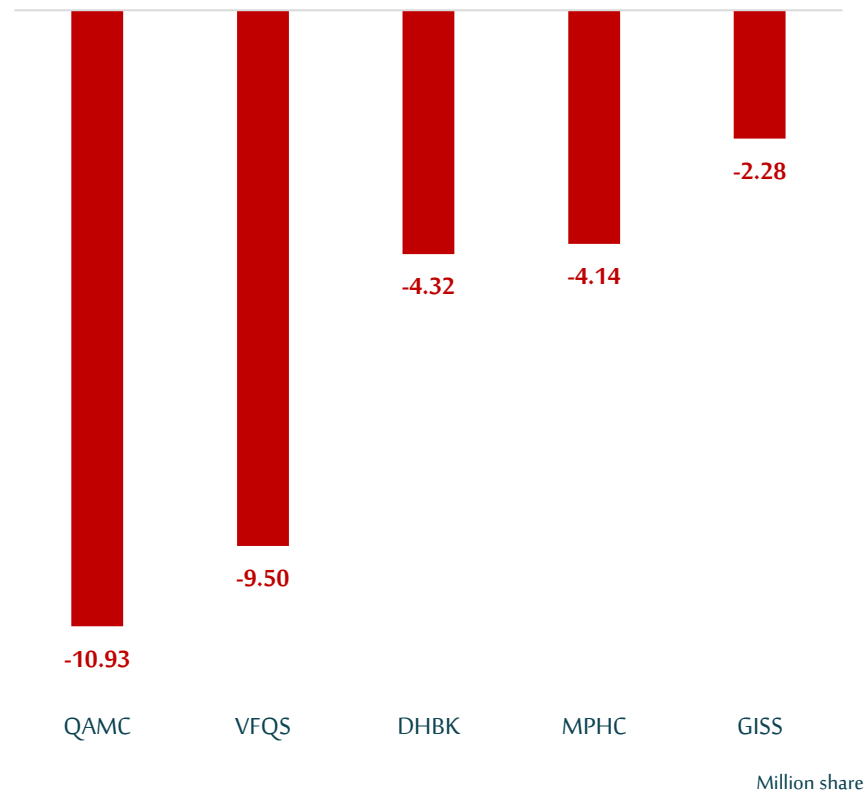
Top 5 companies sold (net) by foreigners in the last cession



Top 5 companies bought (net) by foreigners over the last 5 sessions



Top 5 companies sold (net) by foreigners over the last 5 sessions



- The figures represent a change in the number of shares.
- Daily Change: The net change between April 30th and 29th trading sessions
- Change for the last 5 sessions: The total daily net change for the last 5 sessions.
- Change for the last 10 sessions: The total daily net change for the last 10 sessions.
- Change for the last 20 sessions: The total daily net change for the last 20 sessions.

DISCLAIMER:

The information contained was obtained from various public sources believed to be reliable, but we do not guarantee its accuracy. Wasata Financial Securities makes no representations or warranties (express or implied) regarding the data and information provided and Wasata Financial Securities does not represent that the information content of this document is complete, or free from any error, not misleading, or fit for any particular purpose. This report document provides general information only. Neither the information nor any opinion expressed constitutes an offer or an invitation to make an offer, to buy or sell any securities or other investment products related to such securities or investments.

This report document contained is subject to change without prior notice. Wasata assumes no responsibility to update the information in this report document.



Prepared by Financial Advisory Department

وساطة
WASATA
للأوراق المالية
FINANCIAL SECURITIES

+974 4449 8883